



*Dedicated to  
Satisfying our Community's  
Water Needs*

**AGENDA  
MESA WATER DISTRICT  
BOARD OF DIRECTORS  
Wednesday, April 24, 2024  
1965 Placentia Avenue, Costa Mesa, CA 92627  
4:30 p.m. Regular Board Meeting**

**CALL TO ORDER**

**PLEDGE OF ALLEGIANCE**

**PUBLIC COMMENTS**

**Items Not on the Agenda:** Members of the public are invited to address the Board regarding items which are not appearing on the posted agenda. Each speaker shall be limited to three minutes. The Board will set aside 30 minutes for public comments for items not appearing on the posted agenda.

**Items on the Agenda:** Members of the public shall be permitted to comment on agenda items before action is taken, or after the Board has discussed the item. Each speaker shall be limited to three minutes. The Board will set aside 60 minutes for public comments for items appearing on the posted agenda.

**ITEMS TO BE ADDED, REMOVED, OR REORDERED ON THE AGENDA**

At the discretion of the Board, all items appearing on this agenda, whether or not expressly listed as an Action Item, may be deliberated and may be subject to action by the Board.

**CONSENT CALENDAR ITEMS:**

Approve all matters under the Consent Calendar by one motion unless a Board member, staff, or a member of the public requests a separate action.

1. Receive and file the Developer Project Status Report.
2. Receive and file the Mesa Water and Other Agency Projects Status Report.
3. Receive and file the Water Quality Call Report.
4. Receive and file the Accounts Paid Listing.
5. Receive and file the Monthly Financial Reports.
6. Receive and file the Outreach Update.

**PRESENTATION AND DISCUSSION ITEMS:**

7. ONE-YEAR PLAN FOR MESA WATER EDUCATION CENTER:

**Recommendation: Receive the presentation.**

8. RESERVOIRS 1 AND 2 PUMP STATION UPGRADES PROJECT QUARTERLY UPDATE:

**Recommendation: Receive the presentation.**



9. PIPELINE INTEGRITY PROGRAM:

**Recommendation: Receive the presentation.**

10. ORANGE COUNTY FAIR SPONSORSHIP:

**Recommendation: Discuss and approve updates to the Orange County Fair Sponsorship package.**

**ACTION ITEMS:**

11. FISCAL YEAR 2025 STRATEGIC PLAN:

**Recommendation: Approve Mesa Water District's Fiscal Year 2025 Strategic Plan.**

12. CUSTOMER INFORMATION SYSTEM SUPPORT SERVICES:

**Recommendation: Approve a contract with T2 Tech Group for \$42,835 to provide a professional technology team to support the evaluation and implementation of a Customer Information System, and authorize execution of the contract.**

13. CAPITAL IMPROVEMENT PROGRAM UPDATE:

**Recommendation: Award a contract to Carollo Engineers, Inc. for \$954,504 and a contingency of \$95,450 for an amount not to exceed \$1,049,954 for the Capital Improvement Program Update Professional Services.**

**REPORTS:**

14. REPORT OF THE GENERAL MANAGER:

- March Key Indicators Report

15. DIRECTORS' REPORTS AND COMMENTS

**INFORMATION ITEMS:**

16. FEDERAL ADVOCACY UPDATE

17. STATE ADVOCACY UPDATE

18. ORANGE COUNTY UPDATE



**CLOSED SESSIONS:**

19. CONFERENCE WITH SPECIAL LEGAL COUNSEL – ANTICIPATED LITIGATION:  
Significant Exposure to Litigation Pursuant to California Government Code Section 54956.9(d)(4)  
Number of Cases: 1
  
20. CONFERENCE WITH SPECIAL LEGAL COUNSEL – EXISTING LITIGATION:  
Pursuant to California Government Code Sections 54956.9(a) and 54957.1(a)(2) –  
based on existing facts and circumstances, the Board is meeting with Special Legal Counsel.  
Number of Cases: 1

*In compliance with California law and the Americans with Disabilities Act, if you need disability-related modifications or accommodations, including auxiliary aids or services in order to participate in the meeting, or if you need the agenda provided in an alternative format, please call the District Secretary at (949) 631-1205. Notification 48 hours prior to the meeting will enable Mesa Water District (Mesa Water®) to make reasonable arrangements to accommodate your requests.*

*Members of the public desiring to make verbal comments using a translator to present their comments into English shall be provided reasonable time accommodations that are consistent with California law.*

*Agenda materials that are public records, which have been distributed to a majority of the Mesa Water Board of Directors (Board), will be available for public inspection at the District Boardroom, 1965 Placentia Avenue, Costa Mesa, CA and on Mesa Water's website at [www.MesaWater.org](http://www.MesaWater.org). If materials are distributed to the Board less than 72 hours prior or during the meeting, the materials will be available at the time of the meeting.*

**ADJOURN TO A REGULAR BOARD MEETING SCHEDULED FOR WEDNESDAY, MAY 22, 2024 AT 4:30 P.M.**

# DEVELOPER PROJECT STATUS REPORT

PROJECT STATUS - DEVELOPER PROJECTS			
Will Serve Letter Request	2501 Harbor Boulevard	Fairview Development Center	Proposed project will construct a new Emergency Operations Center. (4/16/24)
Will Serve Letter Request	695 W. 19th Street	60-Unit Complex	Will Serve Letter sent 3/4/24. (4/16/24)
Will Serve Letter Request	615 & 617 Victoria Street	32-Unit Complex	Will Serve Letter sent 3/4/24. (4/16/24)
Will Serve Letter Request	3333 Susan Street	1,050-unit Residential Apartment Complex	This project will require a California Environmental Quality Act (CEQA) level Water Supply Assessment (WSA). (4/16/24)
C0013-24-01	Fairview Park	Park	Application for New Service submitted on 3/14/24. 1st plan check submitted on 3/13/24. (4/16/24)
C0014-24-02	600 Town Center Drive	Water Pipeline	Application for New Service submitted on 11/28/23 and plan check fee is not required. 1st plan check submitted on 12/1/23 and returned on 12/21/23. 2nd plan check submitted on 1/23/24 and returned on 1/31/24. (4/16/24)
C0014-24-03	2799 Harbor Boulevard	Restaurant	Application for New Service and plan check fee submitted on 2/27/24. 1st plan check submitted on 02/27/24 and returned on 03/03/24. 2nd plan check submitted on 03/06/24 and returned on 3/10/24. Permit issued on 3/28/24. Precon held on 4/16/24. (4/16/24)
C0073-23-01	55 Fair Drive	Vanguard University (New Gym)	Application for New Services submitted on 8/16/22 and plan check fee paid on 8/16/22. 1st plan check submitted on 8/15/22 and returned on 8/28/22. 2nd plan check submitted on 9/20/22 and returned on 9/25/22. 3rd plan check submitted on 12/14/22 and returned on 12/14/22. Permit issued on 2/15/23. Precon held on 7/11/23. Services installed on 7/25/23. Chlorination of domestic water service completed on 8/14/23. Chlorination of fireline completed on 9/5/23. Shutdown to cut in tee, and install of the large Badger meter completed on 12/18/23. Staff met with Contractor on 1/9/24 to go over meter placement plans. Currently waiting for large Badger meter to arrive for final inspection. (4/16/24)

## DEVELOPER PROJECT STATUS REPORT

PROJECT STATUS - DEVELOPER PROJECTS			
C0102-20-02	3550 Cadillac Avenue	Commercial	Plans received and plan check fees paid on 11/25/19. 1st plan check 11/25/19 and redlines emailed on 12/4/19. Issued plan check termination to owner due to non-responsiveness to complete plan check. 2nd plan check on 7/2/20 and returned on 7/5/20. 3rd plan check on 7/25/21 and returned on 7/31/21. 4th plan check on 8/24/21 and returned on 8/29/21. 5th plan check on 10/11/21 and returned on 10/12/21. 6th plan check on 10/22/21 and returned on 10/23/21. 7th plan check received 2/15/22 and returned on 2/17/22. 8th plan check submitted on 7/20/23. Permit issued on 8/17/23. (4/16/24)
C0137-20-01	3001 Murray Lane	Single Family Home	Plans received and plan check fees paid on 2/28/20. 1st plan check submitted on 2/28/20 and redlines returned on 3/9/20. 2nd plan check submitted on 9/30/20 and returned on 10/11/20. 3rd plan check submitted on 4/30/21 and returned on 5/2/21. 3rd plan check submitted on 5/2/21 and returned on 5/2/21. Permit issued on 10/5/21. Inspector dispatched to check job progress on 6/17/22. Owner is modifying and resubmitting plans to the City and Mesa Water for updated permit approvals. Contractor beginning construction in July 2023. Work order created to check site and verify if any water-related work has begun on 7/18/23. Refresher precon held on 1/18/24. (4/16/24)
C0158-21-01	396 E. 21st Street	Mobile Home Park	Plan check fees paid on 8/13/20 and Application for New Service submitted on 8/7/20. 1st plan check submitted on 7/30/20 and returned on 8/15/20. 2nd plan check submitted on 9/2/20 was rejected. Revised 2nd plan check submitted on 9/10/20 and returned on 9/12/20. Issued permit on 10/27/20. Precon held on 5/27/21. Extending permit for 6 months. Inspector dispatched to check job progress on 11/15/21 and 6/17/22. Work order created to check site and verify if any water-related work has begun on 7/18/23. Precon held on 1/23/24. (4/16/24)

## DEVELOPER PROJECT STATUS REPORT

PROJECT STATUS - DEVELOPER PROJECTS			
C0183-21-01	148 E. 22nd Street	St. Mary Armenian Church	Plan check fee received on 2/4/21 and Application for New Service received on 6/22/21. 1st plan check submitted on 6/22/21 and returned on 7/3/21. 2nd plan check submitted on 9/15/21 and returned on 9/18/21. Permit issued on 11/16/21. Precon completed 2/7/22 and project to be built in 2 phases. Test shutdown on 2/11/22. Shutdown to cut-in tee completed on 2/14/22. Chlorination flush, swab, pressure test done on 2/22/22, and chlorination flush again on 2/23/22. Inspector dispatched to check job progress on 6/17/22. Precon for new phase of construction held on 9/27/22. Precon held with new contractor on 3/22/23. Shutdown for abandonment performed on 5/3/23. Contractor called for meter installs on 7/13/23. Refresher precon held with new contractor on 11/29/23. Met onsite with contractor to go over 2" service install on Virginia Place on 2/13/24. Installed 2" service on 4/15/24. (4/16/24)
C0188-21-01	3190 Pullman Street	Commercial Property	New Application for New Service submitted on 1/30/24 and now plan check fee is required. 1st plan check submitted on 1/21/24 and returned on 2/10/24. 2nd plan check submitted on 2/27/24 and returned on 3/3/24. 3rd plan check submitted on 3/5/24 and returned on 3/10/24. Permit issued on 4/9/24. Precon held on 4/16/24. (4/16/24)
C0202-21-01	1910 Federal Avenue	Single Family Home	Application for New Service submitted on 5/18/21 and plan check fee submitted on 5/18/21. 1st plan check submitted on 5/25/21 and returned on 6/3/21. 2nd plan check submitted on 8/30/21 and returned on 8/30/21. 3rd plan check submitted on 8/31/21 and returned on 9/1/21. Permit issued on 3/7/22. Precon held on 11/17/22. Water utility work scheduled to begin in January 2024. Precon held on 1/17/24. (4/16/24)
C0214-22-01	366 Ralcam Place	Single Family Home	Application for New Service submitted on 7/22/21 and plan check fee submitted on 7/29/21. 1st plan check submitted on 8/2/21 and returned on 8/2/21. 2nd plan check submitted on 9/7/21 and returned on 9/8/21. Permit issued on 7/29/22. Precon held on 5/17/23. Water utilities to begin June 2024. (4/16/24)
C0216-22-01	2750 Bristol Street	Commercial Property	Application for New Service submitted on 8/17/21 and waiting for plan check fee. 1st plan check submitted on 8/17/21 and returned on 8/20/21. 2nd plan check submitted on 8/20/21 and returned on 9/7/21. Permit issued on 8/31/22. Precon held on 12/8/22. Work order created to check site and verify if any water-related work has begun on 7/18/23. Precon scheduled for 4/22/24. (4/16/24)

## DEVELOPER PROJECT STATUS REPORT

PROJECT STATUS - DEVELOPER PROJECTS			
C0234-22-01	1750 Newport Boulevard	Commercial	Application for New Service submitted on 10/22/21. Plan check fee submitted on 11/15/21. 1st plan check submitted on 10/25/21 and returned on 11/18/21. 2nd plan check submitted on 11/29/21 and returned on 11/30/21. Permit issued on 6/23/22. Precon held on 4/18/23. Services hot-tapped and installed, meter upgraded, and old service abandoned on 6/15/23. Backflows tested on 6/19/23. Plan check sent official letter to coordinate the abandonments of two remaining services on 9/27/23. (4/16/24)
C0239-22-01	2263 Rutgers Drive	Single Family Home	Application for New Service and plan check fee submitted on 11/4/21. 1st plan check submitted on 11/4/21 and returned on 11/5/21. 2nd plan check submitted on 12/23/21 and returned to 12/24/21. 3rd plan check submitted on 2/6/22 and returned on 2/8/22. Revised 3rd plan check submitted 3/7/22 and returned on 3/8/22. Permit issued on 5/24/22. Work order created to check site and verify if any water-related work has begun on 7/18/23. Precon held on 10/23/23. Inspector dispatched to re-check utilities on 3/19/24. (4/16/24)
C0250-22-01	1008 W. Wilson Street & 2255 Canyon Drive	2 Single Family Homes	Application for New Service submitted on 1/14/22 and plan check fee submitted on 1/12/22. 1st plan check submitted on 1/14/22 and returned on 1/15/22. 2nd plan check submitted on 2/7/22 and returned on 2/10/22. 3rd plan check submitted on 3/15/22 and returned on 3/18/22. 4th plan check submitted on 3/23/22 and returned on 3/26/22. Permit issued on 11/1/22. Work order created to check site and verify if any water-related work has begun on 7/18/23. Precon held on 10/18/23. Refresher precon held on 1/16/24 with new contractor. (4/16/24)
C0270-22-01	2113 Thurin Street	Single Family Home	Application for New Service submitted on 3/18/22 and plan check fee submitted on 4/14/22. 1st plan check submitted on 3/18/22 and returned on 4/25/22. 2nd plan check submitted 10/25/22 and returned on 10/26/22. Permit issued on 12/20/22. Precon held on 5/22/23. Contractor still awaiting final City approval. (4/16/24)

## DEVELOPER PROJECT STATUS REPORT

PROJECT STATUS - DEVELOPER PROJECTS			
C0274-22-01	120 Albert Place	Apartment Complex	Application for New Service submitted on 4/19/22 and plan check fee submitted on 4/29/22. 1st plan check submitted on 4/19/22 and returned on 4/29/22. 2nd plan check submitted on 5/31/22 and returned on 5/31/22. 3rd plan check submitted on 8/22/22 and returned on 8/22/22. 6th plan check submitted on 10/28/22 and returned on 10/29/22. Permit issued on 12/20/22. Work order created to check site and verify if any water-related work has begun on 7/18/23. (4/16/24)
C0280-22-01	3303 Hyland Avenue	Tesla Charging Stations	Application for New Service submitted on 6/13/22 and no plan check fee as the infrastructure is for the City of Costa Mesa. 1st plan check submittal on 6/13/22 and returned on 6/14/22. Permit issued on 8/15/22. Precon held on 9/6/22. Trench excavation inspections to supervise Edison utility construction on 10/24/22, 10/25/22, 10/26/22, 10/31/22, 11/1/22, 11/3/22, and again on 11/17/22. Currently waiting for construction to begin on the other side of the street. Work order created to check site and verify if any water-related work has begun on 7/18/23. (4/16/24)
C0282-22-01	Fairview Road Medians	OC405 - Medians for City of Costa Mesa	Application for New Service submitted on 6/20/22 and no plan check fee as the infrastructure is for the City of Costa Mesa. 1st plan check submitted on 10/12/22 and returned on 10/16/22. 2nd plan check submitted on 11/3/22 and returned on 11/25/22. 3rd plan check revised 2nd plan check which was submitted on 12/18/22. 4th Plan Check submitted on 12/21/22 and returned on 12/22/22. 5th plan check submitted on 1/30/23 and returned on 2/5/23. Permit issued on 4/10/23. Precon held on 4/17/23. Backflow testing to unlock one of the meters on 5/15/23. (4/16/24)
C0283-22-01	2167 Miner Street	2 Single Family Homes	Application for New Service submitted on 6/21/22 and plan check fee submitted on 6/30/22. 1st plan check submittal on 6/23/22 and returned on 7/18/22. 2nd plan check submittal on 7/18/22 and returned on 7/19/22. 3rd plan check submittal on 1/5/23 and returned on 1/8/23. 4th plan check submittal on 1/10/23 and returned on 1/10/23. 5th plan check submitted on 1/11/23 and returned on 1/11/23. 6th plan check submitted on 4/8/23 and returned on 4/16/23. Permit issued on 5/16/23. (4/16/24)
C0287-22-01	2050 National Avenue	Single Family Home	Application for New Service submitted on 1/10/23 and plan check fee submitted on 7/29/22. 1st plan check submitted on 1/25/23 and returned on 2/5/23. 2nd plan check submittal on 2/9/23 and returned on 2/10/23. Permit issued 3/13/23. Precon held on 4/9/24. (4/16/24)



## DEVELOPER PROJECT STATUS REPORT

PROJECT STATUS - DEVELOPER PROJECTS			
C0289-23-01	901 Victoria Street	Single Family Home	Application for New Service submitted on 7/17/22 and plan check fee submitted on 7/25/22. 1st plan check submitted on 8/24/22 and returned on 8/28/22. 2nd plan check submitted 8/31/22 and returned on 9/2/22. 3rd plan check submitted on 10/15/22 and returned 10/22/22. 4th plan check submitted on 7/13/23 and returned on 7/18/23. Permit issued on 8/7/2023. Precon held on 4/9/24. (4/16/24)
C0301-23-01	1993 Church Street	Apartment Complex	Application for New Service submitted on 9/9/22 and plan check fee submitted on 9/14/22. 1st plan check submitted on 9/9/22 and returned on 9/18/22. 2nd plan check submitted on 9/29/22 and returned on 10/2/22. 3rd plan check submitted on 10/9/22 and returned on 10/10/22. 4th plan check submitted on 10/21/22 and returned on 10/23/22. Permit issued on 12/20/22. Precon held on 5/17/23. (4/16/24)
C0307-23-01	1968 Raymond Avenue	Single Family Home	Application for New Service submitted on 10/12/22 and plan check fee submitted on 10/14/22. 1st plan check submitted on 10/21/22 and returned on 10/23/22. 2nd plan check submitted on 6/26/23. (4/16/24)
C0315-23-01	3098 College Avenue	Single Family Home	Application for New Service submitted on 11/1/22 and plan check fee submitted on 11/3/22. 1st plan check submitted on 11/1/22 and returned on 11/6/22. 2nd plan check submitted 11/28/22 and returned 11/29/22. 3rd plan check submitted 12/7/22 and returned on 12/13/22. 4th plan check submitted on 7/14/23 and returned on 7/18/23. Permit issued on 8/17/23. Precon held on 11/20/23. (4/16/24)
C0324-23-01	382 Costa Mesa Street	Single Family Home	Application for New Service submitted on 11/15/22 and plan check fee submitted 11/11/22. 1st plan check submitted on 11/15/22 and returned on 11/20/22. 2nd plan check submitted on 11/22/22 and returned on 11/23/22. Permit issued on 1/3/23. Precon held on 1/24/23. Work order created to check site and verify if any water-related work has begun on 7/18/23. Meter boxes delivered and approved meter placement on 4/12/24. (4/16/24)
C0325-23-01	482 Costa Mesa Street	Single Family Home	Application for New Service submitted on 11/15/22 and plan check fee submitted on 11/11/22. 1st plan check submitted on 11/22/22 and returned on 11/23/22. 2nd plan check submitted on 11/29/22 and returned on 11/30/22. Permit issued on 1/3/23. Precon held on 5/11/23. (4/16/24)

## DEVELOPER PROJECT STATUS REPORT

PROJECT STATUS - DEVELOPER PROJECTS			
C0326-23-01	259 E. 21st Street	Accessory Dwelling Unit (ADU)	Application for New Service submitted on 11/18/22 and plan check fee submitted 11/19/22. 1st plan check submitted on 11/14/22 and returned on 11/20/22. 2nd plan check submitted on 11/22/22 and returned on 11/23/22. 3rd plan check submitted on 2/21/23 and returned on 2/21/23. 3rd plan check submitted on 4/1/24 and returned on 4/3/24. (4/16/24)
C0331-23-01	216 E. 18th Street	Single Family Home	Application for New Service submitted on 12/01/22 and plan check fee submitted 1/4/23. 1st plan check submitted on 12/1/22 and returned on 12/13/22. (4/16/24)
C0333-23-01	305 Flower Street	Single Family Home	Application for New Service submitted on 12/15/22 and plan check fee submitted on 12/7/22. 1st plan check submitted on 12/7/22 and returned on 12/18/22. 2nd plan check submitted on 1/14/23 and returned on 1/15/23. 3rd plan check submitted on 1/16/23 and returned on 1/16/23. (4/16/24)
C0335-23-01	2050 President Place	Single Family Home	Application for New Service submitted on 12/13/22 and plan check fee received on 1/11/23. 1st plan check submitted on 12/13/22 and returned on 12/18/22. 2nd plan check submitted on 12/21/22 and returned on 1/12/23. 3rd plan check submitted 11/28/23 and returned on 12/2/23. Permit issued on 12/13/2023. (4/16/24)
C0336-23-01	899 Darrell Street	Single Family Home	Application for New Service submitted on 12/19/22 and waiting for plan check fee to be submitted. 1st plan check submitted on 12/16/22 and returned on 12/26/22. 2nd plan check submitted on 1/6/23 and returned on 1/8/23. Permit issued on 2/12/24. (4/16/24)
C0337-23-01	3350 Avenue of the Arts	Commercial	Application for New Service submitted on 1/5/23 and waiting for plan check fee to be submitted. 1st plan check submitted on 12/20/22 and returned on 1/16/23. 2nd plan check submitted on 4/13/23 and returned on 4/16/23. (4/16/24)
C0338-23-01	723 W. Wilson Street	2 ADUs	Application for New Service submitted on 1/8/23 and plan check fee submitted on 1/12/23. 1st plan check submitted on 1/8/23 and returned on 1/15/23. 2nd plan check submitted on 1/16/23 and returned on 1/16/23. Permit issued 3/13/23. Precon held on 9/6/23. (4/16/24)
C0339-23-01	3176 Country Club Drive	Single Family Home	Application for New Service submitted on 1/7/23 and waiting for plan check fee to be submitted. 1st plan check submitted on 1/7/23 and returned on 1/15/23. 2nd plan check submitted on 1/17/23 and returned on 1/22/23. (4/16/24)

## DEVELOPER PROJECT STATUS REPORT

PROJECT STATUS - DEVELOPER PROJECTS			
C0340-23-01	2570 Fordham Drive	Single Family Home	Application for New Service submitted on 1/9/23 and waiting for plan check fee to be submitted. 1st plan check submitted on 10/20/22 and returned on 1/15/23. 2nd plan check submitted on 11/14/23 and returned on 11/14/23. 3rd plan check submitted on 11/17/23 and returned 11/18/23. Permit issued on 11/27/23. (4/16/24)
C0341-23-01	722 W. 16th Street	Commercial	Application for New Service submitted on 1/10/23 and waiting for plan check fee to be submitted. 1st plan check submitted on 1/10/23 and returned on 1/16/23. 2nd plan check submitted on 1/24/23 and returned on 2/5/23. 3rd plan check submitted on 9/5/23 and returned on 9/5/23. Permit issued on 9/18/23. Precon held on 12/18/23. Services installed 1/26/24. Meter upgraded 1/29/24. Shutdown for abandonment performed on 1/30/24. (4/16/24)
C0342-23-01	459 E. 18th Street	Single Family Home	Application for New Service submitted on 1/11/23 and waiting for plan check fee to be submitted. 1st plan check submitted on 1/11/23 and returned on 1/16/23. 2nd plan check submitted on 1/18 and returned on 1/22/23. 3rd plan check submitted on 11/10/23 and returned on 11/10/23. 4th plan check submitted on 11/16/23 and returned on 11/16/23. Permit issued on 1/22/24. (4/16/24)
C0352-23-01	3160 Bermuda Drive	Single Family Home and ADU	Application for New Service submitted on 1/30/23 and plan check fee submitted on 1/26/23. 1st plan check submitted on 1/29/23 and returned on 2/5/23. 2nd plan check submitted on 2/10/23 and returned on 2/11/23. (4/16/24)
C0354-23-01	1016 Concord Street	ADU	Application for New Service submitted on 1/29/23 and waiting for plan check fee. 1st plan check submitted on 1/29/23 and returned on 2/5/23. 2nd plan check submitted on 3/3/23 and returned on 3/5/23. (4/16/24)
C0355-23-01	338 E. 19th Street	ADU	Application for New Service submitted on 1/30/23 and waiting for plan check fee. 1st plan check submitted on 1/30/23 and returned on 2/5/23. 2nd plan check submitted on 2/7/23 and returned on 2/7/23. Permit issued on 9/18/23. (4/16/24)
C0356-23-01	707 Center Street	ADU	Application for New Service submitted on 10/20/22 and plan check fee paid 1/30/23. 1st plan check submitted on 12/02/22 and returned on 2/5/23. 2nd plan check submitted on 2/10/23 and returned on 2/10/23. (4/16/24)

## DEVELOPER PROJECT STATUS REPORT

PROJECT STATUS - DEVELOPER PROJECTS			
C0357-23-01	3121 Red Hill Avenue	Commercial	Application for New Service submitted on 2/2/23 and waiting for plan check fee to be submitted. 1st plan check submitted on 2/2/23 and returned on 2/5/23. 2nd plan check submitted on 3/20/23 and returned on 3/26/23. Permit issued on 4/10/23. Precon held on 4/20/23. Refresher precon with new contractor held on 7/18/23. Excavating done 7/28/23. Hot tap done on 7/31/23. Chlorination flush and bac-t test completed on 8/29/23, and again on 8/30/23. Services installed 9/14/23. Irrigation meter upgraded on 9/15/23. Remaining backflow placement checked on 3/19/24. (4/16/24)
C0358-23-01	571 Park Drive	ADU	Application for New Service and plan check fee were submitted on 2/1/23. 1st plan check submitted on 2/23/23 and returned 2/25/23. 2nd plan check submitted on 3/9/23 and returned on 3/11/23. (4/16/24)
C0359-23-01	307 Colleen Place	Single Family Home with ADU	Application for New Service submitted on 2/3/23 and plan check fee submitted 2/6/23. 1st plan check submitted on 2/6/23 and returned on 2/8/23. 2nd plan check submitted on 3/7/23 and returned on 3/11/23. 3rd plan check submitted on 9/21/23 and returned on 9/24/23. (4/16/24)
C0361-23-01	341 Westbrook Place	Single Family Home	Application for New Service submitted on 2/10/23 and waiting for plan check fee to be submitted. 1st plan check submitted on 2/10/23 and returned on 2/11/23. 2nd plan check submitted on 2/12/23 and returned on 2/13/23. Permit issued on 4/14/23. Precon held on 10/4/23. (4/16/24)
C0362-23-01	337 E. 20th Street	Single Family Home	Application for New Service submitted on 2/10/23 and waiting for plan check fee to be submitted. 1st plan check submitted on 2/10/23 and returned on 2/11/23. 2nd plan check submitted on 2/12/23 and returned on 2/13/23. 3rd plan check submitted on 2/17/23 and returned on 2/18/23. Permit issued on 6/5/23. (4/16/24)
C0363-23-01	174 E. 19th Street	Single Family Home	Waiting for Application for New Service and plan check fee submitted on 2/17/23. 1st plan check submitted on 2/20/23 and returned on 2/20/23. 2nd plan check submitted on 2/20/23 and returned on 2/20/23. (4/16/24)
C0364-23-01	2356 Cornell Drive	Single Family Home, ADU and Junior Accessory Dwelling Unit (JADU)	Waiting for both Application for New Service and plan check fee to be submitted. Waiting for 1st plan check to be submitted. (4/16/24)

## DEVELOPER PROJECT STATUS REPORT

PROJECT STATUS - DEVELOPER PROJECTS			
C0366-23-01	2339 Colgate Drive	Single Family Home with Studio	Application for New Service submitted on 2/24/23 and waiting for plan check fee to be submitted. 1st plan check submitted 2/24/23 and returned on 2/25/23. 2nd plan check submitted on 3/2/23 and returned on 3/5/23. Permit issued on 5/16/23. (4/16/24)
C0367-23-01	1828 Samar Drive	Single Family Home	Application for New Service submitted on 3/30/23 and plan check fee submitted on 2/28/23. 1st plan check submitted on 3/30/23 and returned on 4/2/23. 2nd plan check submitted on 5/3/23 and returned on 5/4/23. Permit issued on 7/17/23. (4/16/24)
C0368-23-01	840 Saint Clair Street	JADU	Application for New Service and plan check fee submitted on 3/14/23. 1st plan check submitted on 3/14/23 and returned on 3/19/23. 2nd plan check submitted on 6/26/23 and returned on 6/27/23. Permit issued on 8/31/23. (4/16/24)
C0370-23-01	891 Presidio Drive	ADU	Application for New Service and plan check fee submitted on 3/14/23. 1st plan check submitted on 3/14/23 and returned on 3/26/23. 2nd plan check submitted on 3/29/23 and returned on 4/1/23. (4/16/24)
C0372-23-01	3565 Cadillac Avenue	Commercial	Application for New Service submitted on 3/17/23 and waiting for plan check fee to be submitted. 1st plan check submitted on 3/17/23 and returned on 3/26/23. 2nd plan check submitted on 3/30/23 and returned on 4/2/23. (4/16/24)
C0373-23-01	549 Bernard Street	4 Single Family Homes	Application for New Service submitted on 3/20/23 and waiting for plan check fee to be submitted. 1st plan check submitted on 3/20/23 and returned on 3/26/23. 2nd plan check submitted on 4/12/23 and returned on 4/16/23. 3rd plan check submitted on 9/7/23 and returned on 9/10/23. 4th plan check submitted on 10/6/23 and returned on 10/6/23. (4/16/24)
C0374-23-01	2323 Placentia Avenue	Estancia High School - New Auditorium	Application for New Service submitted on 3/25/23 and plan check fee submitted on 3/22/23. 1st plan check submitted on 3/25/23 and returned on 3/26/23. 2nd plan check submitted on 3/29/23 and returned on 4/2/23. Permit issued on 6/5/23. (4/16/24)
C0375-23-01	965 Junipero Drive	Single Family Home	Application for New Service submitted on 3/22/23 and waiting for plan check fee to be submitted. 1st plan check submitted on 3/22/23 and returned on 3/26/23. 2nd plan check submitted on 3/30/23 and returned on 4/1/23. Permit issued on 8/31/23. (4/16/24)
C0376-23-01	1737 Centella Place	Single Family Home	Application for New Service submitted on 3/30/23 and waiting for plan check fee to be submitted. 1st plan check submitted on 3/30/23 and returned on 4/2/23. Permit issued on 6/14/23. (4/16/24)

## DEVELOPER PROJECT STATUS REPORT

PROJECT STATUS - DEVELOPER PROJECTS			
C0377-23-01	3129 Country Club Drive	Senior Living Complex	Waiting for Application for New Service and plan check fee to be submitted. 1st plan check submitted on 3/24/23 and returned on 4/8/23. 2nd plan check submitted on 4/21/23 and returned on 5/2/23. (4/16/24)
C0381-23-01	844 Cortez Street	Single Family Home	Application for New Service submitted on 4/19/23 and waiting for plan check fee to be submitted. 1st plan check submitted on 4/19/23 and returned on 5/4/23. 2nd plan check submitted on 5/16/23 and returned on 5/16/23. Permit issued on 10/30/23. Precon held on 11/13/23. (4/16/24)
C0384-23-01	467 Magnolia Street	Single Family Home	Application for New Service submitted on 4/21/23 and plan check fee submitted via wire on 5/8/23. 1st plan check submitted on 4/26/23 and returned on 5/5/23. 2nd plan check submitted on 6/4/23 and returned on 6/12/23. 3rd plan check submitted on 9/27/23 and returned on 10/8/23. Permit issued on 11/9/23. (4/16/24)
C0386-23-01	1020 Grove Place	Single Family Home	Application for New Service submitted on 4/26/23 and plan check fee submitted on 4/26/23. 1st plan check submitted on 4/25/23 and returned on 5/7/23. (4/16/24)
C0387-23-01	471 Magnolia Street	Single Family Home	Application for New Service submitted on 4/26/23 and plan check fee submitted on 5/2/23. 1st plan check submitted on 4/26/23 and returned on 5/7/23. 3rd plan check submitted on 12/1/23 and returned on 12/3/23. Permit issued on 12/27/23. (4/16/24)
C0388-23-01	1978 Meyer Place and 1979 Anaheim Avenue	8 Townhouses	Application for New Service submitted on 4/26/23 and waiting for plan check fee to be submitted. 1st plan check submitted on 4/26/23 and returned on 5/5/23. 2nd plan check submitted on 6/18/23 and returned on 6/20/23. 3rd plan check submitted on 10/26/23 and returned on 11/2/23. Permit issued on 12/27/23. Precon held on 1/10/24. (4/16/24)
C0389-23-01	3144 Coolidge Avenue	Single Family Home	Application for New Service submitted on 4/28/23 and plan check fee submitted on 5/10/23. 1st plan check submitted on 4/28/23 and rejected. Revised 1st plan check submitted on 5/8/23 and returned on 5/9/23. 2nd plan check submitted on 5/18/23 and returned on 5/18/23. (4/16/24)
C0392-23-01	209 Flower Street	ADU	Application for New Service and plan check fee submitted on 5/11/23. 1st plan check submitted on 4/24/23 and returned on 5/18/23. 2nd plan check submitted on 5/31/23 and returned on 6/4/23. Permit submitted on 6/29/23. Precon held on 8/10/23. (4/16/24)

## DEVELOPER PROJECT STATUS REPORT

PROJECT STATUS - DEVELOPER PROJECTS			
C0394-23-01	3080 Airway Avenue	Commercial	Application for New Service submitted on 5/3/23 and plan check fee submitted 5/12/23. 1st plan check submitted on 5/3/23 and returned on 6/3/23. 2nd plan check submitted on 6/21/23 and returned on 7/2/23. 3rd plan check submitted on 8/22/23 and returned on 8/27/23. 4th plan check submitted on 9/8/23 and returned on 9/10/23. 5th plan check submitted on 9/26/23 and returned on 10/8/23. Permit issued on 11/9/23. (4/16/24)
C0396-23-01	158 Buoy Street	Single Family Home	Application for New Service submitted on 6/1/23 and waiting for plan check fee to be submitted. 1st plan check submitted on 6/2/23 and returned on 6/4. 2nd plan check submitted on 6/7/23. Permit issued on 8/17/23. (4/16/24)
C0397-23-01	433 16th Place	Single Family Home	Application for New Service and plan check submitted on 6/7/23. 1st plan check submitted on 6/27/23 and returned on 7/2/23. 2nd plan check submitted 8/25/23 and returned on 8/27/23. Permit issued on 12/13/23. (4/16/24)
C0399-23-01	1115 Valley Circle	ADU	Application for New Service submitted on 6/12/23 and plan check fee submitted on 6/13/23. 1st plan check submitted on 6/5/23 and returned on 6/22/23. 2nd plan check submitted on 6/26/23 and returned on 6/27/23. Permit issued on 8/7/23. Precon held on 8/14/23. (4/16/24)
C0400-23-01	3258 Oregon Avenue	Single Family Home	Application for New Service submitted on 6/20/23 and plan check fee submitted on 6/12/23. 1st plan check submitted on 6/19/23 and returned on 6/22/23. 2nd plan check submitted on 8/15/23 and returned on 8/20/23. (4/16/24)
C0401-23-01	362 Hamilton Street	ADU	Application for New Service submitted on 6/20/23 and plan check fee submitted on 6/27/23. 1st plan check submitted on 6/19/23 and returned on 6/22/23. 2nd plan check submitted on 7/5/23 and returned on 7/6/23. (4/16/24)
C0402-23-01	362 Rochester Street	ADU	Application for New Service submitted on 6/20/23 and plan check fee submitted on 6/20/23. 1st plan check submitted on 6/18/23 and returned on 6/22/23. 2nd plan check submitted on 6/26/23 and returned on 6/27/23. (4/16/24)
C0403-23-01	2929 Harbor Boulevard	Commercial	Application for New Service submitted on 6/20/23 and plan check fee submitted on 6/27/23. 1st plan check submitted on 6/20/23 and returned on 7/23/23. 1st plan check revised and submitted on 10/8/23. 2nd plan check provided on 11/17/23 and returned on 11/18/23. 3rd plan check provided on 3/20/24 and returned on 3/22/24. Permit issued on 4/9/24. (4/16/24)

## DEVELOPER PROJECT STATUS REPORT

PROJECT STATUS - DEVELOPER PROJECTS			
C0404-23-01	2784 Bluebird Drive	Single Family Home	Application for New Service submitted on 6/21/23 and plan check fee submitted on 6/21/23. 1st plan check submitted on 6/20/23 and returned on 6/22/23. 2nd plan check submitted on 6/23/23 and returned on 6/23/23. Permit issued on 8/7/23. (4/16/24)
C0407-23-01	167 Cabrillo Street	Commercial	Application for New Service submitted on 6/27/23 and plan check fee submitted on 6/27/23. 1st plan check submitted on 6/27/23 and returned on 7/2/23. 2nd plan check submitted on 10/30/23 and returned on 11/2/23. 3rd plan check submitted on 11/28/23 and returned on 12/2/23. Permit issued on 12/13/23. Precon held on 4/4/24. Service installed and meter upgraded and locked off on 4/8/24. (4/16/24)
C0410-24-01	1165 Boise Way	ADU and JADU	Application for New Service submitted on 7/3/2023 and the plan check fee was submitted on 7/20/23. 1st plan check submitted on 7/3/23 and returned on 7/9/23. 2nd plan check submitted on 8/4/23 and returned on 8/6/23. (4/16/24)
C0413-24-01	865 Senate Street	Single Family Home	Waiting for Application for New Service and the plan check fee was submitted on 7/6/23. Waiting for the 1st plan check to be submitted. (4/16/24)
C0415-24-01	3084 College Avenue	Single Family Home	Application for New Service submitted on 7/11/23 and the plan check fee was submitted on 7/6/23. 1st plan check submitted on 7/22/23 and returned on 7/26/23. (4/16/24)
C0417-24-01	932 Capital Street	Single Family Home	Application for New Service submitted on 7/25/23 and the plan check fee was submitted on 7/25/23. 1st plan check submitted on 7/25/23 and returned on 7/29/23. 2nd plan check submitted on 7/31/23 and returned on 8/6/23. 3rd plan check submitted on 10/25/23 and returned on 11/2/23. (4/16/24)
C0418-24-01	284 Knox Street	Single Family Home	Application for New Service submitted on 7/26/23 and waiting for the plan check fee to be submitted. 1st plan check submitted on 7/26/23 and returned on 7/30/23. 2nd plan check submitted on 8/9/23 and returned on 8/13/23. Permit issued on 12/4/23. Precon held on 12/11/23. (4/16/24)
C0419-24-01	2235 Miner Street	Single Family Home	Application for New Service submitted on 7/28/23 and the plan check fee was submitted on 7/28/23. 1st plan check submitted on 7/28/23 and returned on 7/30/23. 2nd plan check submitted on 8/7/23 and returned on 8/7/23. 3rd plan check submitted on 8/23/23 and returned on 8/27/23. (4/16/24)



## DEVELOPER PROJECT STATUS REPORT

PROJECT STATUS - DEVELOPER PROJECTS			
C0420-24-01	221 Broadway	ADU	Application for New Service submitted on 8/2/23 and waiting for the plan check fee submittal. 1st plan check submitted on 8/3/23 and returned on 8/6/23. 2nd plan check submitted on 8/9/23 and returned on 8/13/23. 3rd plan check submitted on 2/1/24 and returned on 2/5/24. Permit issued on 2/28/24. Precon scheduled for 3/20/24. (4/16/24)
C0421-24-01	1620 Sunflower Avenue	Commercial	Application for New Service submitted on 7/12/23 and the plan check fee was submitted on 8/3/23. 1st plan check submitted on 8/1/23 and returned on 8/6/23. 2nd plan check submitted on 8/16/23 and returned on 8/20/23. 3rd plan check submitted on 9/5/23 and returned on 9/5/23. (4/16/24)
C0422-24-01	522 Traverse Drive	ADU	Application for New Service submitted on 7/31/23 and the plan check fee was submitted on 8/3/23. 1st plan check submitted on 8/1/23 and returned on 8/6/23. 2nd plan check submitted on 8/16/23 and returned on 8/20/23. 3rd plan check submitted on 9/18/23 and returned on 9/24/23. (4/16/24)
C0423-24-01	2232 Meyer Place	Single Family Home	Application for New Service submitted on 7/25/23 and the plan check fee was submitted on 8/7/23. 1st plan check submitted on 8/7/23 and returned on 8/20/23. Revised 1st plan check and submitted on 9/17/23. (4/16/24)
C0425-24-01	2049 Monrovia Avenue	Single Family Home	Application for New Service and the plan check fee was submitted on 8/15/23. Waiting for 1st plan check submittal. (4/16/24)
C0426-24-01	1030 Secretariat Circle	ADU	Application for New Service and the plan check fee was submitted on 8/22/23. 1st plan check submitted on 8/18/23 and returned on 8/27/23. 2nd plan check submitted on 8/29/23 and returned on 11/2/23. 3rd plan check submitted on 11/15/23 and returned on 11/16/23. Permit issued on 12/4/23. (4/16/24)
C0427-24-01	526 Sturgeon Circle	Single Family Home	Application for New Service submitted on 8/25/23 and the plan check fee submitted on 8/29/23. 1st plan check submitted on 8/23/23 and returned on 9/4/23. 2nd plan check submitted on 10/3/23 and returned on 10/8/23. 3rd plan check submitted on 10/23/23 and returned on 10/23/23. Permit issued on 11/15/23. Precon held on 3/12/24. (4/16/24)
C0428-24-01	270 E. 15th Street	ADU	Application for New Service submitted on 8/23/23 and the plan check fee was submitted on 8/23/23. 1st plan check submitted on 8/23/23 and returned on 8/27/23. 2nd plan check submitted on 8/31/23 and returned on 9/4/23. 3rd plan check submitted on 9/25/23 and returned on 10/8/23. Permit issued on 10/19/23. (4/16/24)

## DEVELOPER PROJECT STATUS REPORT

PROJECT STATUS - DEVELOPER PROJECTS			
C0429-24-01	734 Center Street	Single Family Home	Application for New Service submitted on 8/31/23 and the plan check fee was submitted on 9/1/23. 1st plan check submitted on 8/25/23 and returned on 9/4/23. 2nd plan check submitted on 11/2/23 and returned on 11/2/23. (4/16/24)
C0430-24-01	854 Oak Street	ADU	Application for New Service submitted on 9/6/23 and the plan check fee was submitted on 9/6/23. 1st plan check submitted on 9/6/23 and returned on 9/17/23. 2nd plan check submitted on 9/21/23 and returned on 9/24/23. 3rd plan check submitted on 9/25/23 and returned on 10/8/23. (4/16/24)
C0431-24-01	277 Costa Mesa Street	ADU	Application for New Service submitted on 9/12/23 and the plan check fee was submitted on 8/22/23. 1st plan check submitted on 9/12/23 and returned on 9/24/23. 2nd plan check submitted on 9/29/23 and returned on 10/8/23. 3rd plan check submitted on 10/10/23 and returned on 10/22/23. Permit issued on 11/9/23. (4/16/24)
C0433-24-01	2518 Carnegie Avenue	ADU	Application for New Service submitted on 9/14/23 and plan check fee submitted on 9/13/23. 1st plan check submitted on 9/14/23 and returned on 9/24/23. 2nd plan check submitted on 9/26/23 and returned on 10/8/23. 3rd plan check submitted on 10/17/23 and returned on 10/22/23. Permit issued on 11/9/23. (4/16/24)
C0434-24-01	234 Palmer Street	ADU	Application for New Service submitted on 10/9/23 and the plan check fee submitted on 10/9/23. 1st plan check submitted on 9/14/23 and returned on 10/22/23. (4/16/24)
C0435-24-01	333 1/2 Avocado Street	ADU	Application for New Service submitted on 2/16/23. Waiting for the plan check fee to be submitted. 1st plan check submitted on 9/15/23 and returned on 9/24/23. 2nd plan check submitted on 10/5/23 and returned on 10/8/23. 3rd plan check submitted on 2/7/24 and returned on 2/10/24. Permit issued on 2/29/24. (4/16/24)
C0436-24-01	354 La Perle Lane	ADU	Application for New Service submitted on 9/20/23 and the plan check fee was submitted on 9/22/23. 1st plan check submitted on 9/22/23 and returned on 9/24/23. 2nd plan check submitted on 10/6/23 and returned on 10/8/23. (4/16/24)
C0438-24-01	2900 Redwood Avenue	ADU	Application for New Service submitted on 9/28/23 and plan check fee submitted on 9/27/23. 1st plan check submitted on 9/24/23 and returned on 10/8/23. 2nd plan check submitted on 10/9/23 and returned on 10/22/23. (4/16/24)

## DEVELOPER PROJECT STATUS REPORT

PROJECT STATUS - DEVELOPER PROJECTS			
C0439-24-01	2074 President Place	ADU	Application for New Service and plan check fee submitted on 9/28/23. 1st plan check submitted on 12/8/23 and returned on 12/17/23. 2nd plan check submitted on 1/30/24 and returned on 2/9/24. (4/16/24)
C0440-24-01	480 Broadway	ADU	Application for New Service submitted on 9/28/23 and plan check fee submitted on 9/27/23. 1st plan check submitted on 9/28/23 and returned on 10/8/23. (4/16/24)
C0441-24-01	2808 Nevis Circle	Single Family Home	Application for New Service submitted on 10/6/23 and waiting for the plan check fee to be submitted. 1st plan check submitted on 10/6/23 and returned on 10/8/23. 2nd plan check submitted on 10/12/23 and returned on 10/22/23. 3rd plan check submitted on 10/25/23 and returned on 11/2/23. Permit issued on 2/12/24. (4/16/24)
C0442-24-01	2041 Tustin Avenue	ADU	Application for New Service and plan check fee submitted on 10/12/23. 1st plan check submitted on 10/18/23 and returned on 10/22/23. 2nd plan check submitted on 11/2/23 and returned on 11/3/23. 3rd plan check submitted on 11/8/23 and returned on 11/9/23. (4/16/24)
C0444-24-01	1687 Orange Avenue	Commercial	Application for New Service submitted on 10/22/23 and plan check fee submitted on 10/11/23. 1st plan check submitted on 10/22/23 and returned on 10/23/23. 2nd plan check submitted on 11/7/23 and returned on 11/9/23. 3rd plan check submitted on 1/16/24 and returned on 1/28/24. 4th plan check submitted on 3/7/24 and returned on 3/10/24. (4/16/24)
C0445-24-01	331 Costa Mesa Street	Single Family Home with ADU	Application for New Service and plan check fee submitted on 11/2/23. 1st plan check submitted on 10/24/23 and returned on 11/3/23. 2nd plan check submitted on 11/13/23 and returned on 11/16/23. 3rd plan check submitted on 11/16/23 and returned on 11/16/23. Permit issued on 11/27/23. (4/16/24)
C0446-24-01	120 Virginia Place	Commercial	Application for New Service submitted on 10/17/23 and plan check fee submitted on 9/21/23. Waiting for 1st plan check to be submitted. (4/16/24)
C0447-24-01	486 Shady Drive	Single Family Home	Application for New Service submitted on 7/25/23 and plan check fee submitted on 8/29/23. Waiting for 1st plan check to be submitted. (4/16/24)
C0448-24-01	2378 Rutgers Drive	Single Family Home	Application for New Service submitted on 10/26/23 and waiting for plan check fee to be submitted. 1st plan check submitted on 10/26/23 and returned on 11/3/23. 2nd plan check submitted on 11/14/23 and returned on 11/16/23. (4/16/24)

## DEVELOPER PROJECT STATUS REPORT

PROJECT STATUS - DEVELOPER PROJECTS			
C0449-24-01	980 Governor Street	Single Family Home	Application for New Service and plan check fee submitted on 10/27/23. 1st plan check submitted on 10/27/23 and returned on 11/3/23. 2nd plan check submitted on 11/9/23 and returned on 11/9/23. 3rd plan check submitted on 11/16/23 and returned on 11/16/23. 4th plan check submitted on 11/16/23 and returned on 11/16/23. (4/16/24)
C0450-24-01	631-639 Victoria Street	5 Single Family Homes	Application for New Service and plan check fee submitted on 10/30/23. 1st plan check submitted on 11/6/23 and returned on 11/18/23. 2nd plan check submitted on 11/28/23 and returned on 12/2/23. 3rd plan check submitted on 12/15/23 and returned on 12/18/23. (4/16/24)
C0451-24-01	233 22nd Street	ADU	Application for New Service submitted on 10/31/23 and plan check fee submitted on 10/30/23. Waiting for 1st plan check to be submitted. (4/16/24)
C0452-24-01	2233 Orange Avenue	ADU	Application for New Service and plan check fee submitted on 11/2/23. 1st plan check submitted on 11/28/23 and returned on 12/2/23. 2nd plan check submitted on 2/14/23 and returned on 2/18/24. 3rd plan check submitted on 2/21/24 and returned on 2/24/24. Permit issued on 3/25/24. Precon held on 4/9/24. Meter box delivered on 4/10/24. (4/16/24)
C0453-24-01	2220 Orange Avenue	2 ADUs	Application for New Service and plan check fee submitted on 11/2/23. 1st plan check submitted on 1/22/24 and returned on 1/28/24. 2nd plan check submitted on 1/29/24 and returned on 1/29/24. (4/16/24)
C0454-24-01	228 Costa Mesa Street	Single Family Home	Application for New Service submitted on 11/10/23 and plan check fee submitted on 11/15/23. 1st plan check submitted on 11/10/23 and returned on 11/15/23. 2nd plan check submitted on 11/20/23 and returned on 11/20/23. 3rd plan check submitted on 12/7/23 and returned on 12/7/23. (4/16/24)
C0455-24-01	2036 Pomona Avenue	ADU	Application for New Service submitted on 6/21/23 and plan check fee submitted on 6/20/23. 1st plan check submitted on 9/27/23 and returned on 11/16/23. 2nd plan check submitted on 11/28/23 and returned on 12/2/23. 3rd plan check submitted on 12/5/23 and returned on 12/7/23. Permit issued on 1/22/24. (4/16/24)
C0456-24-01	738 Center Street	ADU	Application for New Service submitted on 11/28/23 and plan check fee submitted 12/6/23. 1st plan check submitted on 11/16/23 and returned on 01/01/24. (4/16/24)

## DEVELOPER PROJECT STATUS REPORT

PROJECT STATUS - DEVELOPER PROJECTS			
C0457-24-01	1822 Pomona Avenue	ADU	Application for New Service submitted and plan check fee submitted on 11/9/23. 1st plan check submitted on 11/27/23 and returned on 11/27/23. 2nd plan check submitted on 12/14/23 and returned on 12/18/23. Permit issued on 1/22/24. (4/16/24)
C0458-24-01	2732 Lorenzo Avenue	Single Family Home with ADU	Application for New Service submitted on 11/28/23 and plan check fee submitted on 11/29/23. 1st plan check submitted on 11/26/23 and returned on 11/26/23. 2nd plan check /submitted on 12/5/23 and returned on 12/7/23. Permit issued on 2/12/24. (4/16/24)
C0459-24-01	268 E. 19th Street	Single Family Home	Application for New Service submitted on 11/28/23 and plan check fee submitted on 11/29/23. 1st plan check submitted on 12/1/23 and returned on 12/2/23. 2nd plan check submitted on 12/13/23 and returned on 12/18/23. 3rd plan check submitted on 12/21/23 and returned on 12/22/23. 4th plan check submitted on 2/8/24 and returned on 2/10/24. Permit issued on 2/29/24. (4/16/24)
C0460-24-01	3125 Yellowstone Drive	Single Family Home	Application for New Service submitted on 10/15/23 and plan check fee submitted on 12/12/23. 1st plan check submitted on 11/10/23 and returned on 12/2/23. 2nd plan check submitted on 12/18/23 and returned on 12/19/23. 3rd plan check submitted on 1/2/24 and returned on 1/15/24. (4/16/24)
C0461-24-01	270 Albert Place	Single Family Home	Application for New Service submitted on 12/1/23 and plan check fee submitted on 12/4/23. 1st plan check submitted on 11/10/23 and returned on 12/18/23. 2nd plan check submitted on 1/30/24 and returned on 1/31/24. (4/16/24)
C0462-24-01	2822 Ellesmere Avenue	ADU	Application for New Service submitted on 10/15/23 and plan check fee submitted on 12/12/23. 1st plan check submitted on 12/11/23 and returned on 12/18/23. 2nd plan check submitted on 2/7/24 and returned on 2/10/24. 3rd plan check submitted on 2/14/24 and returned on 2/18/24. (4/16/24)
C0463-24-01	1992 Orange Avenue	ADU	Application for New Service and plan check fee submitted on 12/20/23. Waiting for 1st plan check to be submitted. (4/16/24)
C0464-24-01	234 Cabrillo Street	Single Family Home	Application for New Service submitted on 12/20/23 and plan check fee submitted on 12/19/23. 1st plan check submitted on 11/30/23 and returned on 12/26/23. 2nd plan check submitted on 1/19/24 and returned on 1/28/24. Permit issued on 2/12/24. (4/16/24)

## DEVELOPER PROJECT STATUS REPORT

PROJECT STATUS - DEVELOPER PROJECTS			
C0465-24-01	1882 Tahiti Drive	Single Family Home	Application for New Service and plan check fee submitted on 12/21/23. 1st plan check submitted on 2/2/24 and returned on 2/5/24. 2nd plan check submitted on 2/7/24 and returned on 2/9/24. 3rd plan check submitted on 2/15/24 and returned on 2/18/24. Permit issued on 2/29/24. Precon held on 3/13/24. (4/16/24)
C0466-24-01	2730 Cibola Avenue	Single Family Home	Application for New Service submitted on 12/8/23 and plan check fee submitted on 12/15/23. 1st plan check submitted on 1/18/24 and returned on 1/28/24. 2nd plan check submitted on 2/2/24 and returned on 2/10/24. 3rd plan check submitted on 3/5/24 and returned on 3/10/24. (4/16/24)
C0467-24-01	2158 Charle Drive	2 ADUs	Application for New Service submitted on 9/9/23 and plan check fee submitted on 1/2/24. 1st plan check submitted on 11/29/23 and returned on 1/16/24. 2nd plan check submitted on 2/9/24 and returned on 2/10/24. (4/16/24)
C0468-24-01	1670 Newport Boulevard	Commercial	Application for New Service submitted on 12/21/23 and plan check fee submitted on 2/28/24. 1st plan check submitted on 1/6/24 and returned on 3/10/24. 2nd plan check submitted on 4/3/24 and returned on 4/6/24. (4/16/24)
C0469-24-01	185 Rochester Street	2 Single Family Homes	Application for New Service submitted on 1/18/24 and plan check fee submitted on 1/17/24. 1st plan check submitted on 1/18/24 and returned on 1/28/24. 2nd plan check submitted on 1/30/24 and returned on 1/30/24. 3rd plan check submitted on 2/22/24 and returned on 2/24/24. (4/16/24)
C0470-24-01	242 Palmer Street	Single Family Home	Application for New Service and plan check fee submitted on 1/17/24. 1st plan check submitted on 1/17/24 and returned on 1/28/24. 2nd plan check submitted on 2/15/24 and returned on 2/18/24. 3rd plan check submitted on 3/5/24 and returned on 3/10/24. Permit issued on 3/25/24. (4/16/24)
C0471-24-01	881 Capital Street	Single Family Home	Application for New Service submitted on 1/12/24 and plan check fee submitted on 1/17/24. 1st plan check submitted on 2/10/24 and returned on 2/11/24. (4/16/24)
C0472-24-01	3074 Molokai Place	Single Family Home	Application for New Service and plan check fee submitted on 1/17/24. 1st plan check submitted on 1/21/24 and returned on 1/28/24. 2nd Plan Check submitted on 1/31/24 and returned on 1/31/24. 3rd Plan check submitted on 2/6/24 and returned on 2/9/24. Permit issued on 2/29/24. (4/16/24)

## DEVELOPER PROJECT STATUS REPORT

PROJECT STATUS - DEVELOPER PROJECTS			
C0473-24-01	598 Pierpont Drive	Single Family Home	Application for New Service submitted on 1/16/24 and plan check fee submitted on 1/21/24. 1st plan check submitted on 1/19/24 and returned on 1/28/24. 2nd plan check submitted on 1/30/24 and returned on 1/30/24. 3rd plan check submitted on 2/13/24 and returned on 2/18/24. Permit issued on 2/29/24. Precon held on 4/16/24. (4/16/24)
C0474-24-01	2300-C Harbor Boulevard	Commercial (Northgate Market)	Application for New Service submitted on 1/30/24 and plan check fee submitted on 1/29/24. 1st plan check submitted on 1/21/24 and returned on 2/10/24. 2nd plan check submitted on 2/23/24 and returned on 2/24/24. 3rd plan check submitted on 2/29/24 and returned on 3/10/24. Pre-Precon held on 3/18/24. 4th plan check submitted on 3/27/24 and returned on 4/1/24. Permit issued on 4/5/24. Precon and meetings happening on 4/9/24, 4/10/24, 4/11/24. Services installed 4/16/24. (4/16/24)
C0475-24-01	375 22nd Street	ADU	Application for New Service submitted on 1/18/24 and plan check fee submitted on 1/19/24. 1st plan check submitted on 1/26/24 and returned on 1/28/24. 2nd Plan Check submitted on 2/5/24 and returned on 2/9/24. 3rd Plan Check submitted on 2/23/24 and returned on 2/24/24. Permit issued on 4/9/24. (4/16/24)
C0476-24-01	474 Cabrillo Street	ADU	Application for New Service submitted on 1/26/24 and waiting for plan check fee to be submitted. 1st plan check submitted on 1/26/24 and returned on 1/28/24. 2nd plan check submitted on 1/31/24 and returned on 2/4/24. 3rd plan check submitted on 2/9/24 and returned on 2/10/24. (4/16/24)
C0477-24-01	244 22nd Street	Single Family Home with ADU	Application for New Service and plan check fee submitted on 2/2/24. 1st plan check submitted on 2/6/24 and returned on 2/9/24. 2nd plan check submitted on 2/13/24 and returned on 2/18/24. 3rd plan check submitted on 2/20/24 and returned on 2/24/24. (4/16/24)
C0478-24-01	88 Fair Drive	Commercial	Waiting for Application for New Service to be submitted and plan check fee submitted on 2/2/24. 1st plan check submitted on 2/2/24 and returned on 2/10/24. 2nd plan check submitted on 2/21/24 and returned on 2/24/24. (4/16/24)
C0479-24-01	1919 Federal Avenue	Single Family Home	Application for New Service submitted on 2/28/24 and waiting for plan check fee to be submitted. 1st plan check to be submitted on 2/28/24 and returned on 3/3/24. (4/16/24)

## DEVELOPER PROJECT STATUS REPORT

PROJECT STATUS - DEVELOPER PROJECTS			
C0480-24-01	526 Pierpont Drive	Single Family Home with ADU	Application for New Service and plan check fee submitted on 2/6/24. 1st plan check submitted on 2/14/24 and returned on 2/18/24. 2nd plan check submitted on 2/26/24 and returned on 3/3/24. 3rd plan check submitted on 3/7/24 and returned on 3/10/24. Permit issued on 3/27/24. (4/16/24)
C0481-24-01	806 Towne Street	Single Family Home with ADU	Application for New Service and plan check fee submitted on 2/6/24. 1st plan check submitted on 4/5/24 and returned on 4/7/24. 2nd plan check submitted on 4/11/24 and returned on 4/12/24. 3rd plan check submitted 4/12/24 and returned 4/14/24. (4/16/24)
C0482-24-01	178 Virginia Place	ADU	Application for New Service submitted on 1/11/24 and plan check fee submitted on 2/9/24. 1st plan check on 1/30/24 and returned on 2/18/24. (4/16/24)
C0483-24-01	1883 Maui Circle	Single Family Home with ADU	Application for New Service submitted on 2/2/24 and plan check fee submitted on 2/13/24. 1st plan check submitted on 2/16/24 and returned on 2/18/24. 2nd plan check submitted on 2/21/24 and returned on 2/24/24. Permit issued 3/25/24. (4/16/24)
C0484-24-01	378 E. 18th Street	2 Single Family Homes with 2 ADUs	Application for New Service submitted on 2/12/24 and waiting for plan check fee to be submitted. 1st plan check submitted on 2/13/24 and returned on 3/3/24. (4/16/24)
C0485-24-01	118 Magnolia Street	ADU	Application for New Service submitted on 1/29/24 and plan check fee submitted on 2/19/24. 1st plan check submitted on 3/11/24 and returned on 3/20/24. (4/16/24)
C0486-24-01	2384 Fordham Drive	Single Family Home	Application for New Service submitted on 2/17/24 and plan check fee submitted on 2/16/24. 1st plan check submitted on 2/20/24 and returned on 2/24/24. 2nd plan check submitted on 3/1/24 and returned on 3/3/24. 3rd plan check submitted on 4/1/24 and returned on 4/3/24. 4th plan check submitted on 4/4/24 and returned on 4/7/24. (4/16/24)
C0487-24-01	1184 Dorset Lane	ADU	Application for New Service submitted on 3/2/24 and plan check fee submitted on 2/28/24. 1st plan check submitted on 2/28/24 and returned on 3/3/24. 2nd plan check submitted on 3/5/24 and returned on 3/10/24. 3rd plan check submitted on 3/13/24 and returned on 3/20/24. Permit issued on 4/1/24. (4/16/24)
C0488-24-01	3189 Country Club Drive	Single Family Home	Application for New Service submitted on 3/2/24 and waiting for plan check fee to be submitted. 1st plan check submitted on 2/29/24 and returned on 3/3/24. 2nd plan check submitted on 3/4/24 and returned on 3/10/24. Permit issued on 3/27/24. (4/16/24)



## DEVELOPER PROJECT STATUS REPORT

PROJECT STATUS - DEVELOPER PROJECTS			
C0489-24-01	770 W. 19th Street	Single Family Home	Application for New Service submitted on 3/4/24 and plan check submitted on 3/7/24. 1st plan check submitted on 3/4/24 and returned on 3/10/24. 2nd plan check submitted on 4/15/24 and returned on 4/16/24.
C0490-24-01	260 Nassau Road	Single Family Home	Application for New Service and payment voucher submitted on 3/5/24. 1st plan check submitted on 3/6/24 and returned on 3/10/24. 2nd plan check submitted on 3/12/24 and returned on 3/13/24. 3rd plan check submitted on 3/14/24 and returned on 3/20/24. Permit issued on 4/3/24. (4/16/24)
C0491-24-01	418 E. 16th Street	Single Family Home	Application for New Service and plan check fee submitted on 3/8/24. Waiting for 1st plan check to be submitted. (4/16/24)
C0492-24-01	769-791 Newton Way	Commercial	Application for New Service and plan check fee submitted on 3/13/24. 1st plan check submitted on 3/25/24 and returned on 4/1/24. (4/16/24)
C0493-24-01	278 Broadway	2 Single Family Homes	Application for New Service and plan check fee submitted on 3/12/24. 1st plan check submitted on 3/20/24 and returned on 3/20/24. 2nd plan check submitted on 3/21/24 and returned on 3/22/24. (4/16/24)
C0494-24-01	2765 Mendoza Drive	Single Family Home	Application for New Service and plan check fee submitted on 3/15/24. Waiting for 1st plan check to be submitted. (4/16/24)
C0495-24-01	2155 Raleigh Avenue	ADU	Application for New Service and plan check fee submitted on 3/18/24. 1st plan check submitted on 3/19/24 and returned on 3/20/24. 2nd plan check submitted on 3/25/24 and returned on 3/25/24. 3rd plan check submitted on 4/10/24 and returned on 4/10/24. (4/16/24)
C0496-24-01	604 W. Bay Street	JADU and ADU	Application for New Service submitted on 3/11/24 and plan check fee submitted on 3/18/24. 1st plan check submitted on 4/10/24 and returned on 4/11/24. 2nd plan check submitted on 4/11/24 and returned on 4/12/24. (4/16/24)
C0497-24-01	212 E. 19th Street	Single Family Home, Garage and ADU	Application for New Service submitted on 3/11/24 and plan check fee submitted on 3/18/24. 1st plan check submitted on 4/10/24 and returned on 4/12/24. (4/16/24)
C0498-24-01	934 Darrell Street	Single Family Home	Application for New Service and plan check fee submitted on 3/21/24. Waiting for 1st plan check to be submitted. (4/16/24)
C0499-24-01	729 Center Street	2 ADUs	Application for New Service submitted on 3/21/24 and plan check fee submitted on 3/19/24. 1st plan check submitted on 3/21/24 and returned on 3/22/24. 2nd plan check submitted on 4/15/24 and returned on 4/16/24.

## DEVELOPER PROJECT STATUS REPORT

PROJECT STATUS - DEVELOPER PROJECTS			
C0500-24-01	2807 Loreto Avenue	Single Family Home	Application for New Service submitted on 3/24/24 and waiting for plan check fee to be submitted. 1st plan check submitted on 9/3/2022 and returned on 4/1/24. 2nd plan check submitted on 4/14/24 and returned on 4/14/24. (4/16/24)
C0501-24-01	362 E. 22nd Street	Pipeline Relocation	Waiting for Application for New Service and plan check fee to be submitted. Waiting for 1st plan check to be submitted. (4/16/24)
C0502-24-01	1901 Tustin Avenue	ADU	Application for New Service and plan check fee submitted on 3/25/24. 1st plan check submitted on 3/25/24 and returned on 4/1/24. 2nd plan check submitted on 4/5/24 and returned on 4/7/24. (4/16/24)
C0503-24-01	316 & 318 22nd Street	2 Single Family Homes	Application for New Service submitted on 3/26/24 and plan check fee submitted on 3/27/24. 1st plan check submitted on 3/26/24 and returned on 4/1/24. 2nd paln check submitted on 4/3/24 and returned 4/7/24. (4/16/24)
C0504-24-01	164 Buoy Street	Single Family Home	Application for New Service submitted on 3/21/24 and plan check fee submitted on 3/25/24. Waiting for 1st plan check to be submitted. (4/16/24)
C0505-24-01	2147 Iris Place	ADU	Application for New Service submitted on 3/27/24 and plan check fee submitted on 3/29/24. 1st plan check submitted on 3/22/24 and returned on 4/1/24. 2nd plan check submitted 2nd plan check submitted on 4/4/24 and returned on 4/7/24. 3rd plan check submitted on 4/16/24 and returned on 4/16/24.
C0506-24-01	348 22nd Street	Single Family Home	Waiting for Application for New Service and plan check fee to be submitted. 1st plan check submitted on 3/29/24. (4/16/24)
C0507-24-01	1717 Irvine Avenue	Single Family Home	Application for New Service submitted on 3/25/24 and plan check fee submitted on 4/2/24. 1st plan check submitted on 4/2/24 and returned on 4/3/24. 2nd plan check submitted on 4/5/24 and returned on 4/7/24. (4/16/24)

## MESA WATER AND OTHER AGENCY PROJECTS STATUS REPORT

April 2024

**Project Title:** Pipeline Testing Program

**File No.:** MC 2141

**Description:** Implement Resolution No. 1525 Replacement of Assets. **Status:** Three (3) miles of AC pipe constructed in 1956 were selected for non-destructive wall thickness measurement in January 2019. The report was received in February 2019. Five (5) AC pipe samples were sent to the testing lab in May 2019, and the wall thickness measurement report was received in June 2019. With more data collected from AC pipe samples, a proposed update of Resolution No. 1442 Replacement of Assets was approved by the Board in October 2019. Staff developed a process for classifying pipeline breaks and provided a class to the Distribution crews in November 2019. Four (4) AC pipe samples collected during valve replacements were sent for EDS testing in January 2020. Lab reports were received in March 2020 and evaluation of the lab results was received in June 2020. MWDOC performed approximately forty (40) miles of leak detection and found one (1) suspected pipeline leak. Staff performed a follow up leak detection and could not replicate the suspected leak. Thirteen (13) AC pipe samples collected by staff during valve replacements and break responses were sent for wall thickness measurement, EDS testing, and remaining useful life estimates. Wall thickness lab reports and useful life estimate report were received in February 2021. MWDOC staff performed thirty (30) miles of leak detection for main lines and service laterals in January 2021. A report of their findings found no mainline leaks. Thirty (30) additional miles of leak detection was received in March 2021. No mainline leaks were reported. Fourteen (14) samples of AC Pipe were collected as part of valve and hydrant replacements and were shipped to the lab for wall thickness measurements in January 2022. The report was received in April 2022 and no pipeline replacements were recommended. Leak detection for ninety (90) miles of main line started in April 2022. The report was received in June 2022. No suspected mainline leaks were reported. AC Pipe and samples collected by the contractor as part of the Wilson Street Pipeline Replacement were shipped to the lab for wall thickness measurements in April 2022. The report was received in July 2022. No pipeline replacements were recommended in the report. Preliminary findings of a relationship between AC pipeline wall hardness and type of break are being evaluated. 16 AC pipe samples were collected during routine valve and hydrant replacements and two samples were collected during a mainline break. The samples were picked up by the lab for AC wall thickness measurements in December 2022. The results were received in February 2023. The Pipeline Integrity Program consultant reviewed the wall thickness results and did not recommend any pipeline replacements. 22 AC pipe samples collected during routine valve and hydrant replacements were sent for wall thickness measurements in April 2023. Wall thickness reports were received in June and July 2023. The Pipeline Integrity Program Consultant reviewed the wall thickness reports and performed remaining useful life analyses. The useful life report was received in July 2023. No near-term pipeline replacements were recommended in the report. The Pipeline Integrity Program Consultant reviewed mainline break data from FY22 and FY23 and recommended condition assessment for pipeline groups with break thresholds that exceed the standards of Resolution No. 1525. These recommendations were presented at the September 27, 2023 Board meeting. Staff is

## MESA WATER AND OTHER AGENCY PROJECTS STATUS REPORT

April 2024

negotiating a proposal for condition assessment which may be agendized at a future Board meeting. Staff is also planning for 100 miles of leak detection to be performed by MWDOC staff. (4/15/2024)

**Project Title:** Chandler & Croddy Wells and Pipeline Project

**File No.:** M18-113

**Description:** Design, documentation, permitting, and construction of two (2) new wells located on Chandler Avenue and Croddy Way in the City of Santa Ana and the distribution pipeline connecting the wells to Mesa Water's supply system.

**Status:** The Chandler and Croddy Wells and Pipeline Project Team includes Design Engineer TetraTech, Construction Manager Butier Engineering, and Community Outreach Consultant Murakawa & Associates. The project has four (4) phases, with a construction bid package for each phase. The status of each phase is below.

**Phase 1 Demolition:** Demolition of the existing office buildings at the well site properties was awarded to Standard Demolition in July 2020 and was completed in October 2020.

**Phase 2 Well Drilling:** Well Drilling was awarded to Zim Industries dba Bakersfield Well & Pump in August 2020. Permits for well drilling were received from Orange County Heath Care Agency (OCHCA) in October 2020. Mobilization for drilling at the Croddy Well site started in October 2020. Sound walls were constructed at both sites. Croddy Well drilling is complete. Test pumping produced 4,000 gallons per minute. Water quality depth and well blend sample results indicate good water quality. Chandler Well pilot hole was drilled and samples for the aquifer and the groundwater indicate good water quality to 970 feet. The pilot hole reaming and casing installation was completed in May 2021. Test pumping of Chandler Well produced 4,320 gallons per minute. Water quality depth samples and well blend samples indicate good water quality.

**Phase 3 Well Equipping:** A contract award to Gateway Pacific was approved at the February 2021 Board meeting. A project team kickoff meeting was held in March 2021. The team has identified the long lead time items and is in the submittal process for these items. Mobilization occurred in May 2021. Underground work and concrete forming are complete at both sites. This was facilitated by the receipt of the long-awaited SCE permit for the Chandler Well site in March 2022. Well pedestals have been completed and approved by OCHCA. Permits from AQMD for the backup generators and ammonia scrubbers have been issued. Long lead-time items affected by the global supply chain continue to arrive. Most of the instrumentation has been received. Chemical tanks were received and set in the chemical facilities in February 2022. Backup diesel generators were received and set in March 2022. The well pumps passed witness testing in February 2022. The electrical buildings, well buildings, and site perimeter walls at both sites are constructed and equipment is installed. The chemical skids were delivered in July 2022. The Croddy Well Variable Frequency Drive (VFD) was delivered in June 2023 and placed into storage. A Reduced Voltage Solid State (RVSS) motor starter was procured and is installed at the Croddy Well. The well sites have SCE power. The well pump at the Croddy Well was installed in March 2023 and the Chandler Well pump was installed in April 2023. The Chandler Well VFD arrived in April 2023 and was installed. The draft permit amendment from DDW was

## MESA WATER AND OTHER AGENCY PROJECTS STATUS REPORT

April 2024

received in April 2023. Croddy Well went into operation in May 2023 and is producing 4,000 gallons per minute of high-quality drinking water. Rework of the Chandler Well VFD was completed in September 2023. Replacement of two modules in the Chandler Well control system PLC was completed in September 2023. The Chandler Well monochloramine analyzer failed its system checkout and was replaced by the manufacturer in October 2023. The Chandler Well discharge flow meter had erratic readings and the project team resolved the issue in November 2023. The Chandler Well is producing drinking water; however, the seven-day acceptance test is on hold pending resolution of noise and vibration from the well motor. A vibration test was conducted on December 14, 2023; the vibration was found to be out of specification. A follow-up vibration analysis was conducted on January 9, 2024. The follow up test pointed to the motor as the issue. The motor was taken to a local motor shop in January 2024 for further analysis and repair, and no issues were found. The motor was reinstalled on February 6, 2024. The VFD supplier assessed the VFD as the potential cause of the vibration on February 20, 2024, and recommended enabling the flux vector control on the VFD to allow the VFD to use feedback from the motor to output precise motor speed and torque control. A VFD field technician implemented this recommendation in March 2024, and the vibration improved significantly. The followup vibration test was conducted on April 4, 2024. The Chandler Well remains operational as staff waits for the final vibration test report.

Phase 4 Pipeline: The Board awarded a construction contract with Ferreira Construction at the April 2021 Committee meeting. Notice to Proceed with the potable water transmission pipeline construction was issued in June 2021. A preconstruction meeting was held in June 2021. The team identified the long lead time items and is in the submittal process. Encroachment permits were obtained by the contractor from the City of Santa Ana in August 2021. The contractor potholed the pipeline alignment to confirm the location and depths to buried utilities in the area. A minor realignment of the Chandler Pipeline was designed to avoid an unexpected natural gas pipeline and services. Materials for the Croddy Storm Drain arrived in December 2021, and construction of the Croddy Storm Drain was completed in March 2022. Poor soil conditions were encountered during the Croddy Storm Drain construction, and the project team evaluated alternate shoring and dewatering methods for the Croddy Pipeline. Materials for the 30" and 16" transmission lines arrived in January and February 2022. Construction of the 30" transmission pipeline on MacArthur Boulevard began in March 2022, and is progressing from Croddy Way to the tie into the distribution system at MacArthur and Hyland. Two new valves were installed at McArthur and Hyland in October 2022 to facilitate the tie in. Construction of the 30" pipeline in Croddy Way began at the Croddy Well No. 14 site in July 2022 and is complete. Construction of the 16" pipeline between the Chandler and Croddy Wells began in September 2022 at the Croddy Well and is proceeding on Chandler Avenue toward Chandler Well. Pressure testing and disinfection of the 30" pipeline was completed in April 2023, and the 30" pipeline from Croddy Well to the distribution system is ready for service. Construction of the 16" pipeline between Chandler and Croddy Wells was completed in May 2023. Pressure testing, disinfection, and bacteriological testing of the 16" pipeline was completed in June 2023. (4/15/2024)

## MESA WATER AND OTHER AGENCY PROJECTS STATUS REPORT

April 2024

**Project Title:** SCADA Control Room and Wet Labs Upgrade Project

**File No.:** M21-250A1

**Description:** Relocation of the SCADA Control Room and laboratory, including the addition of an education center.

**Status:** In November 2019, the Board directed staff to proceed with Design Concept #2 of the Mesa Water Reliability Facility (MWRF) Education Center. Mesa Water obtained a cost proposal from IBI Group. The Scope of Work also incorporates the design of two MWRF spare parts storage buildings (located at the MWRF) and wells spare parts storage building (located at Well No. 7) as part of the design services. The Board approved this item at the April 2020 Board meeting. The pre-design kick-off meeting was held in April 2020. The conceptual design was reviewed in June 2020 and preliminary cost estimate discussed in July 2020. At the August 2020 Committee meeting, the Mesa Water Education Center building concept was approved by the Board. Additionally, a contract was awarded to Mad Systems for the exhibit design. In September 2020, a final design kick-off meeting was held with the architect and exhibit design teams. In October 2020, the Mesa Water team toured the Albert Robles Center for Water Recycling and Environmental Learning with Mad Systems. In October 2020, the design team held a site visit at the MWRF to discuss landscaping and courtyard concepts. A preliminary landscaping concept was received in November 2020. The 50% design submittal was received in December 2020. The comments on the submittal were discussed during progress meetings in January 2021 and February 2021. 50% Construction Documents were submitted in March 2021. The project team held detailed design meetings regarding storage buildings, the IT Server Room, and transitional plans to keep the MWRF in service during construction. In June 2021, staff reviewed and selected finishes for the Education Center and Administration Building. Transitional plans to keep the MWRF in service were finalized and the delivery and setup of the temporary facilities began in October 2021. Mesa Water received proposals for construction management services for the project in early June 2021. A construction manager was selected in June 2021, and they have begun reviewing construction documents. The draft 100% Construction Documents were submitted in July 2021. Staff reviewed the submittal and provided comments. The revised Construction Documents were submitted in September 2021. The Request for Bid for construction was sent out in September 2021 and bids were received in October 2021. Three (3) bids were received from qualified contractors, and the Board awarded a contract to Hamel Contracting, Inc. at the October 2021 Committee meeting. The kick-off meeting was held in November 2021. The contractor has substantially completed the Administration Building, Education Center Building, Southwest Storage Building, Northwest Storage Building, and Well Parts Storage Building. Currently, staff is working with the City of Costa Mesa on finalizing the permit for installation of parking lights and the Front Entryway. The contractor is working to complete all punch list items for the project.

(4/15/2024)

## MESA WATER AND OTHER AGENCY PROJECTS STATUS REPORT

April 2024

**Project Title:** 1951 Cohort Pipeline Replacement Project

**File No.:** M21-220A

**Description:** Design, documentation, and permitting for replacement of 3.5 miles of pipeline in Hamilton Street, Pomona Avenue, Wallace Avenue, Anaheim Avenue, and Maple Avenue.

**Status:** Scope of Work and Request for Proposal for providing Construction Management (CM) Services for the Wilson Street and 1951 Cohort Pipeline Replacement Projects sent out to On-Call Consultants in November 2020. Five (5) proposals were received in December 2020. CDM Smith was selected to provide the CM Services. Scope of Work and Request for Proposal for providing design services for the 1951 Cohort Pipeline Replacement Project was sent out to on-call consultants in December 2020. Tetra Tech was selected to prepare the design. The project kick-off meeting was held in February 2021. The Consultant delivered Technical Memorandum No. 1 – Alignment Options and Recommendations and the Preliminary Design Report in July 2021. Mesa Water staff has reviewed Technical Memorandum No. 1 and the Preliminary Design Report. The project's 90% Design Submittal was submitted in August 2023. The construction of the 1951 Cohort Pipeline Replacement Project has been moved to the years following the CIPR Program. (4/15/2024)

**Project Title:** Reservoirs 1 and 2 Pump Station Upgrades Project

**File No.:** M21-210B2

**Description:** The Reservoir Upgrades Project has several components to increase the efficiency and reliability of Reservoirs 1 and 2: Chemical storage and feed systems (sodium hypochlorite and aqueous ammonia) to help reduce nitrification issues in the distribution system; Pump replacement and conversion of drivers from gas engines to electrical motors; Upgrades to reservoir electrical service through SCE; Installation of diesel generator systems to power the reservoirs in the event of an emergency; Miscellaneous system rehabilitation and upgrades including electrical gear replacement, pipeline rehabilitation, pipeline modifications, and instrument replacement based on the results of site visits and related analyses; and Slurry Dewatering Pit upgrades located at the Reservoir 1 site.

**Status:** Following the approval of the recommendations of the Water, Power, and Supply Chain Reliability Assessment, Mesa Water developed a design Scope of Work for the Reservoirs 1 and 2 Upgrades Project. A proposal was solicited from a CIPR on-call design consultant and the project's Preliminary and Final Design was kicked off in May 2021. A site visit for the project was held with the consultant in May 2021. The project team performed a 3-D scan of Reservoirs 1 and 2 in June 2021. The consultant delivered a draft version of Technical Memorandum No.1 – Reservoir 1 Site Master Plan and the draft Permit Plan in July 2021. Following Mesa Water's review of TM1 and the Permit Plan, the consultant began work on the Preliminary Design Report. The Preliminary Design Report was delivered in November 2021 and the Preliminary Design Report Workshop was held in September 2021. In March 2023, the Final Bid documents and cost estimate were received and reviewed by staff. After receiving approval for the project's reduced scope, the project team began modifying the Bid

## MESA WATER AND OTHER AGENCY PROJECTS STATUS REPORT

April 2024

Documents. The revised Bid Documents were received in August 2023. The Request for Bids was released to the prequalified contractors in August 2023. A jobwalk was conducted in August 2023 and attended by five prequalified contractors. The bid opening was held in October 2023. Four bids were received., A recommendation for contract time extension negotiation and award was approved in November 2023. The contract time extension negotiation to accommodate equipment lead times is complete and Notice to Proceed was provided in January 2024. A preconstruction meeting and a site walk with the contractor team were held in February 2024. The contractor has begun submitting shop drawings for the long lead time items. The construction team has been meeting regularly to find ways to reduce the Reservoir 2 down time and potentially compress the schedule. (4/15/2024)

**Project Title:** Excavation Slurry Dewatering Pit Project

**File No.:** M21-250D

**Description:** Design, documentation, and permitting for a dewatering process that will be constructed in Mesa Water's Operations Yard to provide dewatering for the hydrovac excavation slurry.

**Status:** A Scope of Work and Request for Quote for the design, documentation, and permitting for the Excavation Slurry Dewatering Pit Project was prepared and sent to on-call design consultants in October 2020. Following the selection of an on-call design consultant, the kick-off meeting and site visit were held in November 2020. The draft memo was submitted for review in February 2021. Staff have provided direction and the design of the Dewatering Pit is included in the Scope of Work for the Reservoirs 1 and 2 Pump Station Upgrades Project. The Final Technical Memorandum was submitted for review in June 2021. The Dewatering Pit will be constructed as part of the Reservoirs 1 and 2 Pump Station Upgrades Project. (4/14/2024)

**Project Title:** Operational IT Infrastructure Security Project

**File No.:** M21-250F

**Description:** The project will align the Operational IT infrastructure and management model with Mesa Water enterprise IT system standards and CISA recommendations.

**Status:** The project kick-off meeting was held in May 2021. The new servers, UPS, and isolated network have been installed and configured. The project team has procured the required switches and equipment; configured access accounts; and installed software updates. The new SCADA servers at the MWRf were completed in April 2024 and are currently being tested in parallel with the existing SCADA servers. The new SCADA servers located at the Emergency Operations Center are scheduled to be completed in April 2024. Both new SCADA servers will be fully tested in parallel with the existing SCADA servers prior to decommissioning the existing SCADA servers. (4/16/24)



# Water Quality Call Report

## March 2024

**Date:** 3/5/2024  
**Source:** Email  
**Address:** 2160-P College Avenue  
**Description:** Customer inquired about chlorine odor.

**Outcome:** Staff responded to the customer's email and let them know that the odor is likely from the temporary free chlorine conversion. Staff provided the customer a link to the Frequently Asked Questions (FAQs) document regarding this topic.

**Date:** 3/6/2024  
**Source:** Phone  
**Address:** 1380 Village Way, E104  
**Description:** Customer reported chlorine odor in the water.

**Outcome:** Staff explained to the customer that the chlorine odor is from the temporary free chlorine conversion and assured them the water meets all drinking water standards.

**Date:** 3/7/2024  
**Source:** Phone  
**Address:** N/A  
**Description:** Customer is interested in a whole house water treatment system to remove hardness and would like suggestions from Mesa Water.

**Outcome:** Staff explained to the customer that Mesa Water does not make recommendations for home water treatment systems. Staff assured the customer that their water meets all drinking water standards and that the level of water hardness in the water system is not harmful. The customer still expressed a desire to purchase a softener system, so staff provided the link to the state's website on residential treatment systems.

**Date:** 3/7/2024  
**Source:** Phone/Visit  
**Address:** 1687 Gisler Avenue  
**Description:** The customer reported having blue water in the bathtub.

**Outcome:** Staff took a sample at a nearby sample station as well as the hot and cold tap from the customer's home. Staff did not observe color in any of the water samples collected. The customer noted that she has a sensitivity to changes in light and color.

**Date:** 3/7/2024  
**Source:** Phone/Visit  
**Address:** 2982 Lumiere Drive  
**Description:** Customer reported having a brown growth or ring on the fixtures throughout the home.

**Outcome:** Staff took water samples from a nearby sample station and the customer's home. Both the hot and cold water were sampled, and no discoloration or odor was present. Staff explained to the customer that the brown growth or ring on and around the faucets are mineral deposits naturally present in the water. Staff then assured the customer that their water meets all drinking water standards.

**Date:** 3/11/2024  
**Source:** Phone  
**Address:** West Side of Costa Mesa  
**Description:** Customer reported chlorine odor in the water.

**Outcome:** Staff explained to the customer that the chlorine odor is from the temporary free chlorine conversion and assured them the water meets all drinking water standards. The customer was interested in seeing the FAQs regarding this topic and staff provided a link to the document.

**Date:** 3/11/2024  
**Source:** Phone  
**Address:** 1671 Tustin Avenue  
**Description:** Customer reported chlorine odor in the water and claimed her hair was turning green.

**Outcome:** Staff explained to the customer that the chlorine odor is from the temporary free chlorine conversion and assured her the water meets all drinking water standards. The customer was very understanding and commented how much she liked the water prior to the temporary free chlorine conversion.

**Date:** 3/14/2024  
**Source:** Phone  
**Address:** N/A  
**Description:** Customer inquired about fluoridation and asked how often we take fluoridated water from Metropolitan Water District of Southern California.

**Outcome:** Staff explained to the customer that Mesa Water does not fluoridate the water, but the groundwater has naturally occurring fluoride in it. Staff explained to the customer that Mesa Water is 100% locally sourced from the District's groundwater wells and would only import water from Metropolitan Water District in the event of an emergency.

**Date:** 3/20/2024  
**Source:** Phone  
**Address:** 3106 Mace Avenue  
**Description:** Customer reported chlorine odor in the water starting March 5, 2024.  
**Outcome:** Staff explained to the customer that the chlorine odor is from the temporary free chlorine conversion and assured them the water meets all drinking water standards.

**Date:** 3/31/2024  
**Source:** Phone/Visit  
**Address:** 371 Wake Forest Road  
**Description:** Customer reported having cloudy water following the distribution mainline valve projects a few days earlier.  
**Outcome:** Staff sampled water from a hydrant near the customer's home and confirmed that it was cloudy. Staff then flushed the hydrant to alleviate the entrained air. The customer was assured that the entrained air is not harmful.

# Payment Listing by Class

3/1/2024 - 3/31/2024

Vendor Name	Check #/Count	Payment Date	Invoice Number	Invoice Description	Payment Amount
OCPC AN RR DONNELLEY COMPANY	000011052	03/28/24	783167063	MAINTENANCE DOOR HANGER	\$2,067.73
	<b>1</b>				<b>\$2,067.73</b>
ROSS, WOLCOTT, TEINERT & PROUT LLP	000011058	03/28/24	26192	LEGAL SERVICES	\$427.50
	<b>1</b>				<b>\$427.50</b>
<b>Total</b>	<b>2</b>				<b>\$2,495.23</b>
<b>CAPITAL</b>					
CREATIVE MAD SYSTEMS, INC. DBA MAD SYSTEMS	000011003	03/21/24	4294	M21-250A2	\$184,712.72
	<b>1</b>				<b>\$184,712.72</b>
FLUID COMPONENTS INTERNATIONAL LLC	000010895	03/07/24	1156103	M18-100	\$1,510.16
	<b>1</b>				<b>\$1,510.16</b>
MURAKAWA COMMUNICATIONS, INC.	000010972	03/14/24	MESA WATER-45	PUBLIC OUTREACH	\$2,733.55
	<b>1</b>				<b>\$2,733.55</b>
SPECTRUM GEOPHYSICS	000010919	03/07/24	4202	GEOPHYSICAL INVESTIGATION	\$14,580.00
	<b>1</b>				<b>\$14,580.00</b>
TETRA TECH, INC	000010921	03/07/24	52191666	M18-100	\$2,420.00
	000010981	03/14/24	52190275	M18-100	\$9,286.00
	<b>2</b>				<b>\$11,706.00</b>
<b>Total CAPITAL</b>	<b>6</b>				<b>\$215,242.43</b>
<b>CHECK SIGNATURE EXEMPT</b>					
SOUTHERN CALIFORNIA GAS CO	000010918	03/07/24	05060829172FE B24	NATURAL GAS	\$89.13
		03/07/24	08940813002FE B24	NATURAL GAS	\$1,806.41
		03/07/24	08520813000FE B24	NATURAL GAS	\$99.71
		03/07/24	05200799004FE B24	NATURAL GAS	\$3,675.23
	<b>1</b>				<b>\$5,670.48</b>
<b>Total CHECK SIGNATURE EXEMPT</b>	<b>1</b>				<b>\$5,670.48</b>
<b>DEPARTMENT EXPENSE</b>					
ACWA JOINT POWERS INSURANCE AUTHORITY	000010884	03/07/24	123123	WORKERS COMP 10/1/23-12/31/23	\$39,150.50

# Payment Listing by Class

3/1/2024 - 3/31/2024

Vendor Name	Check #/Count	Payment Date	Invoice Number	Invoice Description	Payment Amount
ACWA JOINT POWERS INSURANCE	000011024	03/28/24	040124	APRIL 2024	\$151.28
	<b>2</b>				<b>\$39,301.78</b>
AMERICAN WATER WORKS ASSOCIATION	000010889	03/07/24	7002190914	Req: 6101	\$321.00
	<b>1</b>				<b>\$321.00</b>
CALPERS BENEFIT PAYMENTS	0195215	03/01/24	100000017486198	04/2024	\$7,122.36
	0195216	03/06/24	100000017457222	CALPERS	\$55,641.72
	0195217	03/07/24	030624	FINANCE CALPERS	\$69.11
	0195218	03/07/24	2.14.24TJ	JERNIGAN ADJUSTMENT	\$162.57
	0195219	03/07/24	2.14.24	CHECK DATE 2.14.24	\$45,860.81
	0195227	03/21/24	2.28.24	CHECK DATE 2.28.24	\$45,396.53
	0195228	03/21/24	100000017467960	MARCH 24 UNFUNDED LIABILITY	\$86,881.50
	<b>7</b>				<b>\$241,134.60</b>
COLONIAL LIFE & ACCIDENT INS	000010893	03/07/24	88923330307346	E8892333	\$137.72
	000011032	03/28/24	88923330404836	88923330404836	\$137.72
		03/28/24	88923330321179	88923330321179	\$137.72
<b>2</b>				<b>\$413.16</b>	
FIRST BANKCARD	0195229	03/26/24	02.27.24	FEB CHARGES	\$25,017.08
	<b>1</b>				<b>\$25,017.08</b>
GUARDIAN	000010897	03/07/24	00430941 0324	00430941 0324	\$5,415.93
	000011041	03/28/24	00430941 0424	00430941 0424	\$5,370.81
<b>2</b>				<b>\$10,786.74</b>	
HOOVER PRINTING	000010966	03/14/24	100973	PRINTING SERVICE	\$3,879.00
	<b>1</b>				<b>\$3,879.00</b>
NATURE CARE	000010974	03/14/24	26709	LANDSCAPE SERVICES	\$558.69
		03/14/24	26394	LANDSCAPE SERIVCES	\$3,447.00
		03/14/24	26708	LANDSCAPE SERVICES	\$493.11
<b>1</b>				<b>\$4,498.80</b>	
OCPAA	000010911	03/07/24	0001	Req: 6086	\$300.00

# Payment Listing by Class

3/1/2024 - 3/31/2024

Vendor Name	Check #/Count	Payment Date	Invoice Number	Invoice Description	Payment Amount
	1				\$300.00
ORANGE COUNTY WATER ASSOC	000011015	03/21/24	05933	Req: 6129	\$250.00
	1				\$250.00
RED WING BUSINESS ADVANTAGE ACCT	000010917	03/07/24	20240222009986	SAFETY SHOES	\$241.33
	1				\$241.33
SHARON D BRIMER	000011061	03/28/24	03092024	TRANSCRIPTION SERVICES	\$695.75
	1				\$695.75
TASC	000010980	03/14/24	IN3043396	4605-0222-4024	\$121.50
	1				\$121.50
ULTIMATE STAFFING SERVICES	000010924	03/07/24	16124619	TEMPORARY LABOR	\$985.68
		03/07/24	16127167	TEMPORARY LABOR	\$888.06
		03/07/24	16124620	TEMPORARY LABOR	\$1,083.00
		03/07/24	16127166	TEMPORARY LABOR	\$859.80
	000010982	03/14/24	16129723	TEMPORARY LABOR	\$859.80
		03/14/24	16129724	TEMPORARY LABOR	\$1,083.00
	000011067	03/28/24	16134786	TEMPORARY LABOR	\$1,013.59
		03/28/24	16132256	TEMPORARY LABOR	\$1,037.25
		03/28/24	16132257	TEMPORARY LABOR	\$1,299.60
		03/28/24	16134787	TEMPORARY LABOR	\$1,147.98
	3				\$10,257.76
VISION SERVICE PLAN - (CA)	000011071	03/28/24	820109692	APRIL	\$1,149.82
	1				\$1,149.82
<b>Total DEPARTMENT EXPENSE</b>	<b>26</b>				<b>\$338,368.32</b>
<b>FINANCIAL OBLIGATIONS</b>					
US BANK	0195221	03/12/24	2501040	2020 COPS	\$1,283,097.19
	0195222	03/13/24	2501039	2017 COPS	\$3,942,653.84
	2				\$5,225,751.03
<b>Total FINANCIAL OBLIGATIONS</b>	<b>2</b>				<b>\$5,225,751.03</b>
<b>GENERAL AND ADMINISTRATIVE</b>					
24 CARROTS CATERING	000010999	03/14/24	117412	CATERING	\$1,128.36
	1				\$1,128.36
360CIVIC	000010998	03/14/24	21763	WEBSITE MAINTENANCE	\$3,000.00
		03/14/24	21795	WEBSITE UPDATES	\$7,500.00

# Payment Listing by Class

3/1/2024 - 3/31/2024

Vendor Name	Check #/Count	Payment Date	Invoice Number	Invoice Description	Payment Amount
360CIVIC	000010998	03/14/24	21719	WEBSITE MAINTENANCE	\$3,000.00
<b>1</b>					<b>\$13,500.00</b>
360GT LLC	000011081	03/28/24	436	WEBSITE MAINTENANCE	\$3,000.00
		03/28/24	437	WEBSITE MAINTENANCE	\$3,000.00
<b>1</b>					<b>\$6,000.00</b>
AGNEW MULTILINGUAL	000011025	03/28/24	22568	TRANSLATION SERVICES	\$183.75
<b>1</b>					<b>\$183.75</b>
ALAN'S LAWNMOWER & GARDEN CENTER	000010940	03/14/24	1215542	OUTDOOR POWER EQUIPMENT	\$261.02
<b>1</b>					<b>\$261.02</b>
ANNA KOVACS	000010936	03/07/24	CHEQ00099008 289	06326601 Cheque Deposits 06326	\$22.94
<b>1</b>					<b>\$22.94</b>
ANNE RIVERA	000010994	03/14/24	CHEQ00099008 297	07726800 Cheque Deposits 07726	\$102.45
<b>1</b>					<b>\$102.45</b>
APOLLO PRINTING & GRAPHICS	000011028	03/28/24	286753	BUSINESS CARDS	\$242.44
		03/28/24	286724	BUSINESS CARDS	\$242.44
		03/28/24	286623	BUSINESS CARDS	\$242.44
<b>1</b>					<b>\$727.32</b>
APPLIED BEST PRACTICES, LLC/FIELDMAN ROLAPP	000010886	03/07/24	29118	DEBT TRANSPARENCY REPORT	\$350.00
<b>1</b>					<b>\$350.00</b>
AT&T MOBILITY	000010887	03/07/24	287306005081X 021524	WIRELESS SERVICES	\$616.24
		03/07/24	287295684390X 011624	WIRELESS SERVICES	\$634.66
		03/07/24	287295684390X 121623	WIRELESS SERVICES	\$634.58
		03/07/24	287306005081X 011524	WIRELESS SERVICES	\$569.84
	000011007	03/21/24	287306005081X 121523	WIRELESS SERVICES	\$569.57
<b>2</b>					<b>\$3,024.89</b>
ATKINSON, ANDELSON, LOYA, RUUD & ROMO	000010888	03/07/24	705617	LEGAL SERVICES	\$13,958.10
	000011029	03/28/24	708342	LEGAL SERVICES	\$9,464.70

# Payment Listing by Class

3/1/2024 - 3/31/2024

Vendor Name	Check #/Count	Payment Date	Invoice Number	Invoice Description	Payment Amount
	2				<b>\$23,422.80</b>
BERGUM GROUP HOMES, INC.	000010934	03/07/24	CHEQ00099008 288	02211801 overpayment	\$286.59
	1				<b>\$286.59</b>
BLACKBURN DEVELOPMENT, INC	000010949	03/14/24	C0115-20-01	BOND REFUND	\$1,000.00
	1				<b>\$1,000.00</b>
BLUECOSMO SATELLITE COMMUNICATIONS	000010890	03/07/24	BU01637299		\$122.01
	000010945	03/14/24	BU01650912		\$106.49
	2				<b>\$228.50</b>
BOLLAND AND ASSOCIATES	000010946	03/14/24	240302	REGULATORY CONSULTING	\$1,700.00
	1				<b>\$1,700.00</b>
BRENDA DEELEY PR LLC	000010947	03/14/24	1582	PUBLIC AFFAIRS CONSULTING	\$12,550.00
	1				<b>\$12,550.00</b>
BSI AMERICA PROFESSIONAL SERVICES INC.	000011022	03/28/24	94127	SAFETY CONSULTANT	\$26,032.00
		03/28/24	94068	SAFETY CONSULTANT	\$1,400.00
		03/28/24	94069	SAFETY CONSULTANT	\$19,002.00
	1				<b>\$46,434.00</b>
BURKE, WILLIAMS & SORENSEN, LLP	000010948	03/14/24	316377	LEGAL SERVICES	\$2,600.00
	1				<b>\$2,600.00</b>
CALIFORNIA ADVOCATES INC.	000010954	03/14/24	24260	PROFESSIONAL SERVICES	\$7,700.00
	1				<b>\$7,700.00</b>
CANON FINANCIAL SERVICES, INC.	000010955	03/14/24	32044151	PRINTER LEASE	\$2,000.93
	1				<b>\$2,000.93</b>
CAROLINA NUNEZ	000010997	03/14/24	CHEQ00099008 292	07512300 Cheque Deposits 07512	\$78.02
	1				<b>\$78.02</b>
CCS ORANGE COUNTY JANITORIAL INC.	000011008	03/21/24	635879	JANITORIAL SERVICES	\$4,095.00
	1				<b>\$4,095.00</b>
CHARLES KING COMPNAY INC	000010995	03/14/24	CHEQ00099008 293	20076400 Cheque Deposits 20076	\$1,195.75
	1				<b>\$1,195.75</b>
CHARMAINE PICKETT	000011076	03/28/24	CHEQ00099008 304	00418400 Overpayment	\$415.24



# Payment Listing by Class

3/1/2024 - 3/31/2024

Vendor Name	Check #/Count	Payment Date	Invoice Number	Invoice Description	Payment Amount
<b>1</b>					<b>\$415.24</b>
CHARTER COMMUNICATIONS HOLDINGS, LLC	000010891	03/07/24	1201986010101 24	INTERNET SERVICES	\$2,488.73
		03/07/24	1201986010201 24	INTERNET SERVICES	\$2,451.81
	000010956	03/14/24	1201986010301 24	120198601	\$2,451.81
<b>2</b>					<b>\$7,392.35</b>
COLLICUTT ENERGY SERVICES	000010957	03/14/24	82131	SMALL MACHINE PARTS	\$1,824.76
		03/14/24	81424	SMALL MACHINE MAINTENANCE	\$2,114.57
<b>1</b>					<b>\$3,939.33</b>
DANNY JONES	000010990	03/14/24	CHEQ00099008 300	30002268 Cheque Deposits 30002	\$46.98
<b>1</b>					<b>\$46.98</b>
DAVE GOLDEN	000010993	03/14/24	CHEQ00099008 299	00918200 Cheque Deposits 00918	\$81.33
<b>1</b>					<b>\$81.33</b>
DEPT OF INDUSTRIAL RELATIONS	000010959	03/14/24	E 2033337 SN	Req: 6135	\$225.00
		03/14/24	e 2033332 SN	Req: 6133	\$225.00
<b>1</b>					<b>\$450.00</b>
EASI FILE LLC	000010961	03/14/24	86100	OFFICE SUPPLIES	\$198.56
<b>1</b>					<b>\$198.56</b>
EMPOWER	0195212	03/01/24	2.28.24 457B	CHECK DATE 2.28.24 457B	\$23,782.50
	0195213	03/01/24	2.28.24 MATCH	CHECK DATE 2.28.24 MATCH	\$10,687.50
	0195214	03/01/24	2.28.24 401A	CHECK DATE 2.28.24 401A	\$325.98
	0195223	03/18/24	3.13.24 401A	CHECK DATE 3.13.24 401A	\$325.98
	0195224	03/18/24	3.13.24 MATCH	CHECK DATE 3.13.24 MATCH	\$10,937.68
	0195225	03/18/24	3.13.24 LOAN	CHECK DATE 3.13.24 LOAN	\$172.40
	0195226	03/01/24	2.28.24 LOAN	CHECK DATE 2.28.24 LOAN	\$172.40
	0195230	03/18/24	31324 457B	CHECK DATE 3.13.24 457B	\$22,380.57
<b>8</b>					<b>\$68,785.01</b>

# Payment Listing by Class

3/1/2024 - 3/31/2024

Vendor Name	Check #/Count	Payment Date	Invoice Number	Invoice Description	Payment Amount
ENTERPRISE FM TRUST	000010963	03/14/24	249517-020424	249517	\$497.80
		03/14/24	249517-010524	249517	\$497.80
	<b>1</b>				<b>\$995.60</b>
ENTHALPY ANALYTICAL, LLC	000011010	03/21/24	CINV-260286	TESTING SERVICES	\$450.00
		03/21/24	CINV-260287	TESTING SERVICES	\$36.00
		03/21/24	CINV-260296	TESTING SERVICES	\$18.00
		03/21/24	CINV-260291	TESTING SERVICES	\$48.00
		03/21/24	CINV-260307	TESTING SERVICES	\$36.00
		03/21/24	CINV-260306	TESTING SERVICES	\$45.00
		03/21/24	CINV-260303	TESTING SERVICES	\$65.00
		03/21/24	CINV-260282	TESTING SERVICES	\$48.00
		03/21/24	CINV-260283	TESTING SERVICES	\$225.00
		03/21/24	CINV-260298	TESTING SERVICES	\$18.00
		03/21/24	CINV-260302	TESTING SERVICES	\$18.00
		03/21/24	CINV-260309	TESTING SERVICES	\$36.00
		03/21/24	CINV-260317	TESTING SERVICES	\$10.00
		03/21/24	CINV-260318	TESTING SERVICES	\$450.00
		03/21/24	CINV-260315	TESTING SERVICES	\$36.00
		03/21/24	CINV-260311	TESTING SERVICES	\$18.00
		03/21/24	CINV-260310	TESTING SERVICES	\$450.00
		03/21/24	CINV-260295	TESTING SERVICES	\$765.00
		03/21/24	CINV-260290	TESTING SERVICES	\$18.00
		03/21/24	CINV-260299	TESTING SERVICES	\$36.00
		03/21/24	CINV-260304	TESTING SERVICES	\$225.00
		03/21/24	CINV-260314	TESTING SERVICES	\$18.00
		03/21/24	CINV-260327	TESTING SERVICES	\$10.00
		03/21/24	CINV-260326	TESTING SERVICES	\$48.00
		03/21/24	CINV-260313	TESTING SERVICES	\$414.00
		03/21/24	CINV-260325	TESTING SERVICES	\$54.00
		03/21/24	CINV-260320	TESTING SERVICES	\$18.00
		03/21/24	CINV-260329	TESTING SERVICES	\$82.00
		03/21/24	CINV-260333	TESTING SERVICES	\$90.00
		03/21/24	CINV-260348	TESTING SERVICES	\$36.00
03/21/24	CINV-260347	TESTING SERVICES	\$36.00		

# Payment Listing by Class

3/1/2024 - 3/31/2024

Vendor Name	Check #/Count	Payment Date	Invoice Number	Invoice Description	Payment Amount
ENTHALPY ANALYTICAL, LLC	000011010	03/21/24	CINV-260322	TESTING SERVICES	\$48.00
		03/21/24	CINV-260337	TESTING SERVICES	\$54.00
		03/21/24	CINV-260336	TESTING SERVICES	\$36.00
		03/21/24	CINV-260345	TESTING SERVICES	\$414.00
		03/21/24	CINV-260341	TESTING SERVICES	\$36.00
		03/21/24	CINV-260340	TESTING SERVICES	\$450.00
		03/21/24	CINV-260342	TESTING SERVICES	\$10.00
		03/21/24	CINV-260351	TESTING SERVICES	\$18.00
		03/21/24	CINV-260350	TESTING SERVICES	\$45.00
		03/21/24	CINV-260352	TESTING SERVICES	\$18.00
		03/21/24	CINV-260288	TESTING SERVICES	\$36.00
		03/21/24	CINV-260289	TESTING SERVICES	\$90.00
		03/21/24	CINV-260280	TESTING SERVICES	\$36.00
		03/21/24	CINV-260284	TESTING SERVICES	\$90.00
		03/21/24	CINV-260281	TESTING SERVICES	\$112.00
		03/21/24	CINV-260277	TESTING SERVICES	\$414.00
		03/21/24	CINV-260293	TESTING SERVICES	\$450.00
		03/21/24	CINV-260294	TESTING SERVICES	\$272.00
		03/21/24	CINV-260300	TESTING SERVICES	\$45.00
		03/21/24	CINV-260323	TESTING SERVICES	\$54.00
		03/21/24	CINV-260330	TESTING SERVICES	\$450.00
		03/21/24	CINV-260332	TESTING SERVICES	\$18.00
		03/21/24	CINV-260335	TESTING SERVICES	\$48.00
		03/21/24	CINV-260339	TESTING SERVICES	\$765.00
		03/21/24	CINV-260353	TESTING SERVICES	\$18.00
		03/21/24	CINV-260278	TESTING SERVICES	\$70.00
		03/21/24	CINV-260279	TESTING SERVICES	\$414.00
		03/21/24	CINV-260285	TESTING SERVICES	\$10.00
		03/21/24	CINV-260297	TESTING SERVICES	\$10.00
		03/21/24	CINV-260292	TESTING SERVICES	\$414.00
		03/21/24	CINV-260308	TESTING SERVICES	\$10.00
		03/21/24	CINV-260305	TESTING SERVICES	\$48.00
		03/21/24	CINV-260301	TESTING SERVICES	\$18.00
03/21/24	CINV-260312	TESTING SERVICES	\$10.00		

# Payment Listing by Class

3/1/2024 - 3/31/2024

Vendor Name	Check #/Count	Payment Date	Invoice Number	Invoice Description	Payment Amount
ENTHALPY ANALYTICAL, LLC	000011010	03/21/24	CINV-260316	TESTING SERVICES	\$18.00
		03/21/24	CINV-260319	TESTING SERVICES	\$30.00
		03/21/24	CINV-260328	TESTING SERVICES	\$36.00
		03/21/24	CINV-260321	TESTING SERVICES	\$414.00
		03/21/24	CINV-260324	TESTING SERVICES	\$414.00
		03/21/24	CINV-260338	TESTING SERVICES	\$414.00
		03/21/24	CINV-260334	TESTING SERVICES	\$112.00
		03/21/24	CINV-260331	TESTING SERVICES	\$36.00
		03/21/24	CINV-260346	TESTING SERVICES	\$10.00
		03/21/24	CINV-260344	TESTING SERVICES	\$48.00
		03/21/24	CINV-260343	TESTING SERVICES	\$90.00
		03/21/24	CINV-260349	TESTING SERVICES	\$450.00
		03/21/24	CINV-260354	TESTING SERVICES	\$18.00
	000011034	03/28/24	CINV-241773	TESTING SERVICES	\$18.00
<b>2</b>				<b>\$10,996.00</b>	
FIELDMAN, ROLAPP & ASSOCIATES	000011037	03/28/24	29214	2022 RESERVE POLICY REVIEW	\$365.50
	<b>1</b>				<b>\$365.50</b>
FM THOMAS AIR CONDITIONING INC	000011038	03/28/24	46407	AIR CONDITIONER REPAIR	\$870.00
	<b>1</b>				<b>\$870.00</b>
FRAXION SPEND MANAGEMENT LLC	000011021	03/27/24	AR-0004836	SOFTWARE LICENSE	\$62,170.80
	<b>1</b>				<b>\$62,170.80</b>
FRONTIER COMMUNICATIONS	000010964	03/14/24	0817945 2.13.24		\$117.09
	<b>1</b>				<b>\$117.09</b>
FULL CIRCLE RECYCLING	000011011	03/21/24	29672	RECYCLING SERVICES	\$133.50
	<b>1</b>				<b>\$133.50</b>
GALLAGHER BENEFIT SERVICES, INC	000011012	03/21/24	2024029316	PUBLIC AFFARIS COMP STUDY	\$1,665.00
	<b>1</b>				<b>\$1,665.00</b>
GARY SLIZGI	000010950	03/14/24	C0130-20-01	BOND REFUND	\$1,880.00
	<b>1</b>				<b>\$1,880.00</b>
GEIGER	000010896	03/07/24	5422019	PROMO ITEMS	\$6,882.83
	000011039	03/28/24	5449037	PROMOTIONAL ITEMS	\$5,627.24
		03/28/24	5443719	PROMOTIONAL ITEMS	\$2,205.80

# Payment Listing by Class

3/1/2024 - 3/31/2024

Vendor Name	Check #/Count	Payment Date	Invoice Number	Invoice Description	Payment Amount
	2				\$14,715.87
GEORGE VILAGUT	000011079	03/28/24	CHEQ00099008 303	08404400 Cheque Deposits 08404	\$44.84
	1				\$44.84
HAZEN AND SAWYER	000010899	03/07/24	0000003	M21-210B2	\$8,353.00
	1				\$8,353.00
HOTSY OF SOUTHERN CALIFORNIA	000010901	03/07/24	10019242	FLEET MAINTENANCE	\$1,048.68
	1				\$1,048.68
HUNTINGTON BEACH FORD	000011002	03/21/24	23842	M24-002A	\$49,353.54
	1				\$49,353.54
INFOSEND INC	000010902	03/07/24	257308	PRINTING & MAILING SERVICE	\$1,931.42
		03/07/24	257090	PRINTING & MAILING SERVICE	\$1,084.18
	000010968	03/14/24	254807	PRINTING & MAILING SERVICES	\$9,217.88
		03/14/24	258533	MASS MAILER FOR RECRUITMENT	\$1,153.21
	000011043	03/28/24	258408	PRINTING & MAILING SERVICE	\$1,533.27
		03/28/24	258897	PRINTING & MAILING SERVICE	\$1,381.02
		03/28/24	258619	PRINTING & MAILING SERVICE	\$1,116.03
	3				\$17,417.01
ISSAM GHREIWATI	000010953	03/14/24	C0136-20-01	BOND REFUND	\$3,688.00
	1				\$3,688.00
JOHN BOERTJE	000011078	03/28/24	CHEQ00099008 301	05307500 Cheque Deposits 05307	\$102.11
	1				\$102.11
JOHN ROBINSON CONSULTING, INC.	000011045	03/28/24	MW201901-58	CONSULTANT SERVICES	\$11,175.00
	1				\$11,175.00
KATHRYN BOREN	000011077	03/28/24	CHEQ00099008 302	03901100 Cheque Deposits 03901	\$101.92
	1				\$101.92
KIA FINANCE	000010903	03/07/24	2315318179 2/22/24	VEHICLE LEASE	\$984.22
	000011046	03/28/24	2315318179MA RCH09202	KIA LEASE	\$964.22

# Payment Listing by Class

3/1/2024 - 3/31/2024

Vendor Name	Check #/Count	Payment Date	Invoice Number	Invoice Description	Payment Amount
	<b>2</b>				<b>\$1,948.44</b>
KLEEN KRAFT SERVICES	000010904	03/07/24	1168367	UNIFORM RENTALS	\$509.67
	000011014	03/21/24	1169090	UNIFORM RENTALS	\$518.94
	000011047	03/28/24	1170529	UNIFORM RENTALS	\$505.23
		03/28/24	1169805	UNIFORM RENTALS	\$511.89
	<b>3</b>				<b>\$2,045.73</b>
KPRS CONSTRUCTION SERVICES, INC	000010951	03/14/24	C0132-20-01	BOND REFUND	\$1,000.00
	000010952	03/14/24	C0133-20-01	BOND REFUND	\$1,000.00
	<b>2</b>				<b>\$2,000.00</b>
LA CONSULTING INC	000010970	03/14/24	15606	CONSULTING SERVICES	\$1,068.00
	<b>1</b>				<b>\$1,068.00</b>
LIEBERT CASSIDY WHITMORE	000010907	03/07/24	260800	LEGAL SERVICES	\$2,092.50
		03/07/24	260799	LEGAL SERVICES	\$880.00
	<b>1</b>				<b>\$2,972.50</b>
M CUBED	000011049	03/28/24	5965	COST BENEFIT ANALYSIS	\$250.00
	<b>1</b>				<b>\$250.00</b>
MCFADDEN-DALE INDUSTRIAL HARDWARE, LLC	000010908	03/07/24	374604/3	OPERATIONS SUPPLIES	\$510.83
	<b>1</b>				<b>\$510.83</b>
MIKE MOORE	000011080	03/28/24	CHEQ00099008 305	07622300 Overpayment	\$376.10
	<b>1</b>				<b>\$376.10</b>
MOUSE GRAPHICS	000010971	03/14/24	464351	DIGITAL SERVICES	\$351.27
		03/14/24	464225	DIGITAL SERVICES	\$60.34
	<b>1</b>				<b>\$411.61</b>
NATEC INTERNATIONAL INC.	000011051	03/28/24	214556	TRAINING	\$1,125.00
	<b>1</b>				<b>\$1,125.00</b>
NEXTDAY DELIVERY SERVICE, LLC	000010975	03/14/24	831760	COURIER SERVICES	\$609.12
	<b>1</b>				<b>\$609.12</b>
NISHALI INVESTMENTS, LLC	000011031	03/28/24	C0432-24-01	C0432-24-01	\$1,108.00
	<b>1</b>				<b>\$1,108.00</b>
NOACK AWARDS & ENGRAVING INC	000010910	03/07/24	28785	ENGRAVING SERVICES	\$30.17
	<b>1</b>				<b>\$30.17</b>

# Payment Listing by Class

3/1/2024 - 3/31/2024

Vendor Name	Check #/Count	Payment Date	Invoice Number	Invoice Description	Payment Amount
NTH GENERATION COMPUTING INC.	000010976	03/14/24	43522TM4	FY23 AUDIT SERVICES	\$10,000.00
	<b>1</b>				<b>\$10,000.00</b>
O'NEIL STORAGE #0481	000011053	03/28/24	2402044	RECORDS STORAGE	\$316.32
	<b>1</b>				<b>\$316.32</b>
ORANGE COUNTY HEALTH CARE AGENCY	000011016	03/21/24	IN2654277A	AR1343393	\$100.00
		03/21/24	IN2654675A	AR1343393	\$100.00
		03/21/24	IN2653714A	AR1343393	\$10.00
		03/21/24	IN2654099A	AR1343393	\$10.00
		03/21/24	IN2653922A	AR1343393	\$10.00
		03/21/24	IN2654901A	AR1343393	\$100.00
		03/21/24	IN2654257A	AR1343393	\$10.00
		03/21/24	IN2654207A	AR1343393	\$10.00
		03/21/24	IN2654820A	AR1343393	\$10.00
<b>1</b>				<b>\$360.00</b>	
OSTS INC	000010912	03/07/24	61694	TRAFFIC CONTROL SUPPLIES	\$1,407.00
		03/07/24	61693	TRAINING CLASSES	\$1,562.00
		<b>1</b>			
PACIFIC TRUCK EQUIPMENT INC	000010938	03/14/24	78875	VEHICLE OUTFITTING	\$44,192.01
	000011005	03/21/24	76697	VEHICLE OUTFITTING	\$44,192.01
	<b>2</b>				<b>\$88,384.02</b>
PFT ALEXANDER INC.	000010913	03/07/24	114763	FIELD SERVICE CALL	\$725.00
		<b>1</b>			
PODS ENTERPRISES, LLC.	000010914	03/07/24	PODS004595754	M21-250A1 CONTAINER RENTAL	\$418.08
		<b>1</b>			
PRECISION SECURITY SOLUTIONS DBA NATIONAL PROTECTIVE SERVICE	000010916	03/07/24	2024 - CM010008	SECURITY SERVICE	\$10,500.00
	000011054	03/28/24	2023 - CM89040	SECURITY SERVICE	\$9,500.00
	<b>2</b>				<b>\$20,000.00</b>
PROMOTIONAL FULFILLMENT SVC	000011056	03/28/24	20104598	PROMOTIONAL ITEMS	\$3,756.85
		<b>1</b>			
QUADIENT FINANCE USA, INC	000011066	03/28/24	80773751_0229 24	POSTAGE MACHINE	\$295.00
		03/28/24	80773751_1031 23	POSTAGE MACHINE	\$35.00

# Payment Listing by Class

3/1/2024 - 3/31/2024

Vendor Name	Check #/Count	Payment Date	Invoice Number	Invoice Description	Payment Amount	
QUADIENT FINANCE USA, INC	000011066	03/28/24	80773751_0129 24	POSTAGE MACHINE	\$362.00	
		03/28/24	80773751_0131 24	POSTAGE MACHINE	\$320.00	
<b>1</b>					<b>\$1,012.00</b>	
RAFTELIS FINANCIAL CONSULTANTS	000011057	03/28/24	32682	PROFESSIONAL SERVICES	\$213.75	
		<b>1</b>				
RAYNE WATER SYSTEMS	000011017	03/21/24	30486 02292024	MONTHLY SERVICE	\$98.70	
		<b>1</b>				
S & S DIRECTIONAL DRILLING	000010933	03/07/24	CHEQ00099008 287	20078700 Cheque Deposits 20078	\$1,272.00	
		<b>1</b>				
SARAH MOORE	000010989	03/14/24	CHEQ00099008 298	30001793 Cheque Deposits 30001	\$3,182.01	
		<b>1</b>				
SHAHID MUHAMMED	000010996	03/14/24	CHEQ00099008 295	05004900 Cheque Deposits 05004	\$31.32	
		<b>1</b>				
SOBECA, LLC	000010932	03/07/24	CHEQ00099008 290	04601400 OVERPAYMENT	\$120.70	
		<b>1</b>				
SOUTH ORANGE COUNTY ECONOMIC COALITION (SOCEC)	000010979	03/14/24	22M-213	Req: 6117	\$1,500.00	
		<b>1</b>				
STREAMLINE CONSTRUCTION SERVICES	000010992	03/14/24	CHEQ00099008 294	20076900 Cheque Deposits 20076	\$1,261.00	
		<b>1</b>				
T2 TECHNOLOGY GROUP, LLC	000010920	03/07/24	0040229	IT SERVICES	\$11,769.00	
		000011006	03/21/24	0040338	IT SUPPORT	\$319.20
			03/21/24	0040399	IT SUPPORT	\$4,524.95
			03/21/24	0040403	IT SUPPORT	\$4,220.00
			03/21/24	0040393	IT SUPPORT	\$1,428.00
			03/21/24	0040401	IT SUPPORT	\$27,084.00
			03/21/24	0040405	IT SUPPORT	\$6,253.50
			03/21/24	0040347	HARDWARE	\$1,887.42
			03/21/24	0040400	IT SUPPORT	\$10,000.00
			03/21/24	0040402	IT SERVICES	\$48,907.00
03/21/24	0040406	IT SUPPORT	\$617.50			



# Payment Listing by Class

3/1/2024 - 3/31/2024

Vendor Name	Check #/Count	Payment Date	Invoice Number	Invoice Description	Payment Amount
T2 TECHNOLOGY GROUP, LLC	000011006	03/21/24	0040404	IT SUPPORT	\$18,135.50
	<b>2</b>				<b>\$135,146.07</b>
THEODORE ROBINS FORD	000010922	03/07/24	C95756	FLEET MAINTENANCE	\$95.00
		03/07/24	C95760	FLEET MAINTENANCE	\$95.00
		03/07/24	C95757	FLEET MAINTENANCE	\$95.00
		03/07/24	C95765	FLEET MAINTENANCE	\$95.00
		03/07/24	C95763	FLEET MAINTENANCE	\$95.00
		03/07/24	C95770	FLEET MAINTENANCE	\$95.00
		03/07/24	C96009	FLEET MAINTENANCE	\$1,166.59
		03/07/24	C95780	FLEET MAINTENANCE	\$95.00
		03/07/24	C95773	FLEET MAINTENANCE	\$95.00
		03/07/24	C95771	FLEET MAINTENANCE	\$95.00
		03/07/24	C95764	FLEET MAINTENANCE	\$95.00
		03/07/24	C95775	FLEET MAINTENANCE	\$95.00
		03/07/24	C95776	FLEET MAINTENANCE	\$95.00
		03/07/24	C95758	FLEET MAINTENANCE	\$95.00
		03/07/24	C95761	FLEET MAINTENANCE	\$95.00
		03/07/24	C95769	FLEET MAINTENANCE	\$95.00
		03/07/24	C95759	FLEET MAINTENANCE	\$95.00
		03/07/24	C95779	FLEET MAINTENANCE	\$95.00
		03/07/24	C95778	FLEET MAINTENANCE	\$95.00
	000011064	03/28/24	C96634	FLEET MAINTENANCE	\$95.00
		03/28/24	C95774	FLEET MAINTENANCE	\$95.00

# Payment Listing by Class

3/1/2024 - 3/31/2024

Vendor Name	Check #/Count	Payment Date	Invoice Number	Invoice Description	Payment Amount
THEODORE ROBINS FORD	000011064	03/28/24	C96192	FLEET MAINTENANCE	\$276.93
		03/28/24	C96633	FLEET MAINTENANCE	\$95.00
	<b>2</b>				<b>\$3,438.52</b>
THREE POWER INC. DBA LEADING CEO	000010905	03/07/24	2024-1217	PRESENTATION TRAINING	\$825.00
	<b>1</b>				<b>\$825.00</b>
TIME WARNER CABLE	000011019	03/21/24	0012934030324	CABLE SERVICE	\$320.81
	<b>1</b>				<b>\$320.81</b>
TK ELEVATOR	000011065	03/28/24	3007777825	ELEVATOR MAINTENANCE	\$2,819.14
	<b>1</b>				<b>\$2,819.14</b>
UNUM	000011068	03/28/24	0420560-0016-031124	APRIL	\$5,218.47
	<b>1</b>				<b>\$5,218.47</b>
US POSTAL SERVICE	000011069	03/28/24	5008030124	PO BOX RENEWAL	\$1,600.00
	<b>1</b>				<b>\$1,600.00</b>
VAN SCOYOC ASSOCIATES	000011070	03/28/24	78158	GRANT CONSULTING SERVICE	\$11,012.32
	<b>1</b>				<b>\$11,012.32</b>
VERIZON WIRELESS	000010984	03/14/24	9956868046	660941940	\$2,957.85
	<b>1</b>				<b>\$2,957.85</b>
VICTOR ROMO	000010935	03/07/24	CHEQ00099008 291	03620000 Cheque Deposits 03620	\$324.81
	<b>1</b>				<b>\$324.81</b>
VINTAGE FLIP, LLC	000010991	03/14/24	CHEQ00099008 296	07022400 Overpayment	\$187.43
	<b>1</b>				<b>\$187.43</b>
VORTEX INDUSTRIES, INC	000010986	03/14/24	09-1717929	M18-100	\$12,498.29
	000011072	03/28/24	09 - 1739249	DOOR REPAIRS	\$3,493.00
	<b>2</b>				<b>\$15,991.29</b>
WESTERN EXTERMINATOR COMPANY	000010929	03/07/24	53477894	PEST CONTROL	\$126.40
	000011074	03/28/24	57384592	PEST CONTROL	\$126.40
	<b>2</b>				<b>\$252.80</b>
YORKE ENGINEERING, LLC	000010931	03/07/24	37364	AIR QUALITY MANAGEMENT SUPPORT	\$4,901.00

# Payment Listing by Class

3/1/2024 - 3/31/2024

Vendor Name	Check #/Count	Payment Date	Invoice Number	Invoice Description	Payment Amount
YORKE ENGINEERING, LLC	000010987	03/14/24	36558	AIR QUALITY MGMT SUPPORT	\$766.25
		03/14/24	36990	AIR QUALITY MGMT SERVICES	\$332.00
	000011075	03/28/24	37363	MOBILE FLEET EVALUATION	\$4,489.25
	<b>3</b>				<b>\$10,488.50</b>
ZAYO GROUP LLC	000010988	03/14/24	2024030035347	NETWORK CIRCUIT	\$2,469.33
	<b>1</b>				<b>\$2,469.33</b>
<b>Total GENERAL AND ADMINISTRATIVE</b>	<b>123</b>				<b>\$738,223.17</b>
<b>RETIREE CHECKS</b>					
COLEEN L MONTELEONE	000010958	03/14/24	030724	MONTHLY SUBSIDY	\$233.00
	<b>1</b>				<b>\$233.00</b>
DIANA LEACH	000010960	03/14/24	030724	MONTHLY SUBSIDY	\$268.53
	<b>1</b>				<b>\$268.53</b>
<b>Total RETIREE CHECKS</b>	<b>2</b>				<b>\$501.53</b>
<b>VARIOUS</b>					
ACADEMY ELECTRIC INC.	000010883	03/07/24	1302-36	ON CALL ELECTRICAL SERVICES	\$12,150.00
	<b>1</b>				<b>\$12,150.00</b>
AMAZON BUSINESS	000010885	03/07/24	1HVN-3C96-MRFR	ACCOUNT RENEWAL	\$537.67
		03/07/24	1H3C-XQJQ-FG9M	OFFICE SUPPLIES	\$215.40
		03/07/24	1VD3-Q9XK-F14P	OFFICE SUPPLIES	\$26.82
		03/07/24	1PPR-XKHJ-HF1G	OFFICE SUPPLIES	\$177.27
		03/07/24	1WGG-FW1T-71GM	OFFICE SUPPLIES	\$75.66
		03/07/24	16RH-MMYG-N9YF	OFFICE SUPPLIES	\$233.71
		03/07/24	1TRM-LVTF-6XKY	OFFICE SUPPLIES	\$45.24
		03/07/24	17LV-NR1Y-R444	OFFICE SUPPLIES	\$45.84
		03/07/24	19LL-KJWJ-6KR4	OFFICE SUPPLIES	\$38.33
	000010941	03/14/24	1QTY-3HQR-9VG1	OFFICE SUPPLIES	\$129.27

# Payment Listing by Class

3/1/2024 - 3/31/2024

AMAZON BUSINESS	000010941	03/14/24	1LK9-6K19-FLMV	OFFICE SUPPLIES	\$38.89
		03/14/24	17P1-XFL3-39CD	OFFICE SUPPLIES	\$168.47
		03/14/24	1L1V-JQ3L-CVH9	OFFICE SUPPLIES	\$133.30
		03/14/24	1LJP-CWFT-XFNL	OFFICE SUPPLIES	\$40.62
		03/14/24	1FQ6-FN1T-1FPD	OFFICE SUPPLIES	\$13.98
		03/14/24	17P1-XFL3-KJ7C	OFFICE SUPPLIES	\$260.36
		03/14/24	1YKY-V61X-9PPV	OFFICE SUPPLIES	\$68.79
		03/14/24	16DJ-KC3T-3KGF	OFFICE SUPPLIES	\$48.83
		03/14/24	1H4R-YNFF-DMKW	OFFICE SUPPLIES	\$19.84
		03/14/24	1CD9-MQG3-TCLC	OFFICE SUPPLIES	\$19.91
		03/14/24	1FQ6-FN1T-6HL9	OFFICE SUPPLIES	\$26.92
		03/14/24	11R4-D6WN-67DC	OFFICE SUPPLIES	\$363.34
		03/14/24	13RL-P19H-639Y	OFFICE SUPPLIES	\$163.37
		03/14/24	176N-NK6F-CH7F	OFFICE SUPPLIES	\$32.21
		03/14/24	193H-K9GC-73XT	OFFICE SUPPLIES	\$104.66
		03/14/24	1KJM-FPXG-61VJ	OFFICE SUPPLIES	\$46.97
		03/14/24	1LY1-NHKK-XX79	OFFICE SUPPLIES	\$64.64
		03/14/24	1F4L-9CFL-3KKJ	OFFICE SUPPLIES	\$11.84
		03/14/24	16RW-4GCJ-4VNP	OFFICE SUPPLIES	\$17.88
		000011027	03/28/24	1LMN-FRYL-NLDD	OFFICE SUPPLIES
03/28/24	1MRJ-MWQQ-JNWV		OFFICE SUPPLIES	\$68.74	
03/28/24	11LD-DWRT-HP39		OFFICE SUPPLIES	\$96.16	
03/28/24	1MRJ-MWQQ-DDPX		OFFICE SUPPLIES	\$17.22	
03/28/24	1RHC-16JT-91DF		OFFICE SUPPLIES	\$73.90	
03/28/24	1JHP-DLMM-9T4R		OFFICE SUPPLIES	\$125.46	
03/28/24	11GM-4MDC-6QJ9		OFFICE SUPPLIES	\$135.23	

# Payment Listing by Class

3/1/2024 - 3/31/2024

Vendor Name	Check #/Count	Payment Date	Invoice Number	Invoice Description	Payment Amount
<b>3</b>					<b>\$3,690.73</b>
AT&T	000010942	03/14/24	000021357124	BAN 9391061444	\$397.18
		03/14/24	000021356266	9391055284	\$3,922.56
		03/14/24	000021237541	9391080870	\$326.50
		03/14/24	000021311325	9391037304	\$309.19
	000010943	03/14/24	3392630779 MAR12024	MARCH BILLING	\$1,523.75
<b>2</b>					<b>\$6,479.18</b>
COSTA MESA LOCK & KEY	000011009	03/21/24	0000090959	LOCKS	\$2,158.51
<b>1</b>					<b>\$2,158.51</b>
ELITE EQUIPMENT	000010962	03/14/24	49734	SMALL MACHINE PARTS	\$535.30
		03/14/24	49589	SMALL MACHINE REPAIR	\$2,007.92
<b>1</b>					<b>\$2,543.22</b>
EMISSION COMPLIANT CONTROLS CORP	000010894	03/07/24	PSO5897	AS NEEDED REPAIR	\$7,662.63
	000011033	03/28/24	PSO5919	SMALL MACHINE REPAIR	\$4,375.00
<b>2</b>					<b>\$12,037.63</b>
FEDERAL EXPRESS CORPORATION	000011036	03/28/24	8-423-56562	SHIPPING	\$111.05
		03/28/24	8-394-75166	SHIPPING	\$72.88
		03/28/24	8-409-26977	SHIPPING	\$263.75
		03/28/24	8-430-29041	SHIPPING	\$252.99
		03/28/24	8-416-99333	SHIPPING	\$49.48
<b>1</b>					<b>\$750.15</b>
GRAINGER	000011040	03/28/24	9054267746	SMALL ENGINE	\$486.24
<b>1</b>					<b>\$486.24</b>
HACH COMPANY	000010898	03/07/24	13926105	CHEMICALS	\$714.01
		03/07/24	13886971	SERVICE CONTRACT	\$8,440.58
	000010965	03/14/24	13943920	CHEMICALS	\$5,459.40
	000011013	03/21/24	13947534	CHLORINE	\$280.47
<b>3</b>					<b>\$14,894.46</b>
LEWIS CONSULTING GROUP	000010906	03/07/24	2024-103	CONSULTING SERVICES	\$4,000.00
<b>1</b>					<b>\$4,000.00</b>
MEYERS NAVE, A PROFESSIONAL CORPORATION	000011023	03/28/24	213460	LEGAL SERVICES	\$66,653.31
		03/28/24	214671	LEGAL SERVICES	\$23,296.15

# Payment Listing by Class

3/1/2024 - 3/31/2024

Vendor Name	Check #/Count	Payment Date	Invoice Number	Invoice Description	Payment Amount
MEYERS NAVE, A PROFESSIONAL	000011023	03/28/24	215951	LEGAL SERVICES	\$6,493.94
	<b>1</b>				<b>\$96,443.40</b>
ORANGE COUNTY WATER DISTRICT	000010937	03/07/24	05933	Req: 6081	\$250.00
	<b>1</b>				<b>\$250.00</b>
PRIME SYSTEMS INDUSTRIAL AUTOMATION	000011055	03/28/24	0825-43	PROFESSIONAL SERVICES	\$10,039.36
	<b>1</b>				<b>\$10,039.36</b>
SIGN DEPOT	000011018	03/21/24	10305	ENGRAVED SIGN	\$59.26
	<b>1</b>				<b>\$59.26</b>
THE HOME DEPOT COMMERCIAL ACCT	000010900	03/07/24	1915_012824	HOME DEPOT	\$1,851.12
	000011042	03/28/24	1915_022824	HOME DEPOT	\$5,051.75
	<b>2</b>				<b>\$6,902.87</b>
VFS FIRE & SECURITY SERVICES	000011020	03/21/24	24925	SPRINKLER INSPECTIONS	\$600.00
		03/21/24	24926	SPRINKLER INSPECTIONS	\$800.00
		03/21/24	34836	SPRINKLER INSPECTIONS	\$927.00
	<b>1</b>				<b>\$2,327.00</b>
VONAGE HOLDINGS CORPORATION	000010926	03/07/24	2288987	PHONE SERVICES	\$13,093.37
	000010985	03/14/24	2296010	907011	\$13,101.46
	<b>2</b>				<b>\$26,194.83</b>
WESTBOUND COMMUNICATIONS	000010928	03/07/24	5390	PUBLIC AFFAIRS SUPPORT	\$17,853.23
	000011073	03/28/24	5414	SOCIAL MEDIA STRATEGY CONSULT	\$13,597.00
	<b>2</b>				<b>\$31,450.23</b>
<b>Total VARIOUS</b>	<b>27</b>				<b>\$232,857.07</b>
<b>WATER SUPPLY</b>					
AIRGAS USA LLC	000010939	03/14/24	5506449447	CYLINDER RENTAL	\$71.24
	000011026	03/28/24	9147911698	CYLINDER RENTAL	\$1,469.60
	<b>2</b>				<b>\$1,540.84</b>
LINDE INC.	000010977	03/14/24	41505842	CARBON DIOXIDE	\$3,637.64
	<b>1</b>				<b>\$3,637.64</b>
MUNICIPAL WATER DISTRICT OF OC	000010973	03/14/24	030524	Req: 6111	\$13,260.00
	000011050	03/28/24	2951	SMART TIMERS	\$444.00
		03/28/24	17465	METER TESTING	\$8,196.00

# Payment Listing by Class

3/1/2024 - 3/31/2024

Vendor Name	Check #/Count	Payment Date	Invoice Number	Invoice Description	Payment Amount
					<b>2</b>
					<b>\$21,900.00</b>
NALCO WATER PRETREATMENT SOLUTIONS	000010909	03/07/24	6602391906	OPERATIONS SUPPLIES	\$6,281.19
					<b>1</b>
					<b>\$6,281.19</b>
OCWD	0195220	03/08/24	26226	GAP - JANUARY 2024	\$11,856.00
					<b>1</b>
					<b>\$11,856.00</b>
PACIFIC STAR CHEMICAL DBA NORTHSTAR CHEMICAL	000011004	03/21/24	275611	SODIUM HYPOCHLORITE	\$6,896.81
		03/21/24	274136	SODIUM HYPOCHLORITE	\$3,976.11
		03/21/24	274637	SODIUM HYPOCHLORITE	\$3,961.11
		03/21/24	275617	SODIUM HYPOCHLORITE	\$4,433.12
		03/21/24	275616	SODIUM HYPOCHLORITE	\$708.84
		03/21/24	275615	SODIUM HYPOCHLORITE	\$1,038.35
		03/21/24	274633	SODIUM HYPOCHLORITE	\$2,694.86
		03/21/24	275613	SODIUM HYPOCHLORITE	\$4,210.63
		03/21/24	274629	SODIUM HYPOCHLORITE	\$14,969.91
		03/21/24	274628	SODIUM HYPOCHLORITE	\$3,144.69
					<b>1</b>
					<b>\$46,034.43</b>
UNITED WATERWORKS INC.	000010925	03/07/24	S100128088.002	OPERATIONS SUPPLIES	\$1,002.24
		03/07/24	S100128536.001	OPERATIONS SUPPLIES	\$14,695.12
					<b>1</b>
					<b>\$15,697.36</b>
<b>Total WATER SUPPLY</b>					<b>9</b>
					<b>\$106,947.46</b>
<b>WATER SYSTEM</b>					
ALS TRUESDAIL LABORATORIES INC	000010923	03/07/24	522401001	LAB ANALYSIS	\$47.00
					<b>1</b>
					<b>\$47.00</b>
BADGER METER INC.	000010944	03/14/24	1625580	C0073-23-01	\$255.41
		03/14/24	80153291	CELLULAR ENDPOINTS	\$2,014.00
					<b>1</b>
					<b>\$2,269.41</b>

# Payment Listing by Class

3/1/2024 - 3/31/2024

Vendor Name	Check #/Count	Payment Date	Invoice Number	Invoice Description	Payment Amount
BEACH CITY LIFT INC.	000011030	03/28/24	1781	SMALL MACHINE MAINTENANCE	\$1,967.70
	<b>1</b>				<b>\$1,967.70</b>
CLA-VAL	000010892	03/07/24	875055	M23-107	\$5,038.22
	<b>1</b>				<b>\$5,038.22</b>
EWLES MATERIALS INC	000011035	03/28/24	482560	PAVING MATERIALS	\$900.00
	<b>1</b>				<b>\$900.00</b>
IDEXX LABORATORIES INC	000010967	03/14/24	3147118373	Receivings Transaction Entry	\$274.73
	<b>1</b>				<b>\$274.73</b>
IRVINE PIPE & SUPPLY	000010969	03/14/24	S115499413.002	OPERATIONS SUPPLIES	\$104.55
		03/14/24	S117101316.002	OPERATIONS SUPPLIES	\$2,014.31
	000011044	03/28/24	S117437414.001	PIPE SUPPLIES	\$6.64
	<b>2</b>				<b>\$2,125.50</b>
LARRY'S BUILDING MATERIALS	000011048	03/28/24	SA-17461	BUILDING SUPPLIES	\$59.21
		03/28/24	SA-17722	BUILDING SUPPLIES	\$75.27
		03/28/24	SA-17651	BUILDING SUPPLIES	\$168.25
	<b>1</b>				<b>\$302.73</b>
LINDE GAS & EQUIPMENT INC.	000010915	03/07/24	41131079	WELDING SUPPLIES	\$401.18
		03/07/24	39890074	WELDING SUPPLIES	\$847.84
	<b>1</b>				<b>\$1,249.02</b>
SAF-T-FLO	000011059	03/28/24	102585	SMALL MACHINE PARTS	\$9,625.75
	<b>1</b>				<b>\$9,625.75</b>
SOUTH COAST A.Q.M.D.	000010978	03/14/24	4302022	RENEWAL FEES	\$149.25
		03/14/24	4303200	EMISSION FEES	\$160.35
	000011060	03/28/24	4309469	RENEWAL	\$504.91
		03/28/24	4312994	RENEWAL	\$160.35
		03/28/24	4309600	RENEWAL	\$1,009.82
		03/28/24	4309602	RENEWAL	\$1,009.82
		03/28/24	4312996	RENEWAL	\$160.35
		<b>2</b>			
SOUTHERN COUNTIES LUBRICANTS, LLC	000011062	03/28/24	199790	OPERATIONS SUPPLIES	\$2,993.39
		03/28/24	199801	OPERATIONS SUPPLIES	\$3,019.11



# Payment Listing by Class

3/1/2024 - 3/31/2024

Vendor Name	Check #/Count	Payment Date	Invoice Number	Invoice Description	Payment Amount
SOUTHERN COUNTIES LUBRICANTS, LLC	000011062	03/28/24	199789	OPERATIONS SUPPLIES	\$7,424.13
	<b>1</b>				<b>\$13,436.63</b>
TAMORI DESIGNS	000011063	03/28/24	1635	ACFR COVER	\$758.42
	<b>1</b>				<b>\$758.42</b>
UNDERGROUND SERVICE ALERT/SC	000010983	03/14/24	23-2424711	EXCAVATION COORDINATION	\$223.78
		03/14/24	220240442	EXCAVATION COORDINATION	\$524.50
	<b>1</b>				<b>\$748.28</b>
VULCAN MATERIALS	000010927	03/07/24	73919435	ASPHALT SUPPLIES	\$474.25
		03/07/24	73922387	ASPHALT SUPPLIES	\$357.40
		03/07/24	73919436	ASPHALT SUPPLIES	\$87.40
		03/07/24	73921007	ASPHALT SUPPLIES	\$286.78
	<b>1</b>				<b>\$1,205.83</b>
WEST COAST SAND & GRAVEL	000010930	03/07/24	699412	AS NEEDED ROAD BASE	\$366.72
	<b>1</b>				<b>\$366.72</b>
<b>Total WATER SYSTEM</b>	<b>18</b>				<b>\$43,470.79</b>
<b>Total Payments (All)</b>	<b>216</b>				<b>\$6,909,527.51</b>



*Dedicated to  
Satisfying our Community's  
Water Needs*

## MEMORANDUM

TO: Board of Directors  
FROM: Marwan Khalifa, CPA, MBA, Chief Financial Officer  
DATE: April 24, 2024  
SUBJECT: Monthly Financial Reports

---

### RECOMMENDATION

Receive and file the Monthly Financial Reports.

### STRATEGIC PLAN

Goal #3: Be financially responsible and transparent.

### PRIOR BOARD ACTION/DISCUSSION

None.

### DISCUSSION

The attached Treasurer's status reports reflect the performance of Mesa Water's cash and investment accounts.

### FINANCIAL IMPACT

None.

### ATTACHMENTS

Attachment A: Monthly Treasurer's Status Report on Investments as of 3/31/24  
Attachment B: Monthly Treasurer's Status Report on Investments as of 2/29/24

**Mesa Water District**  
**Quarterly Treasurer's Report on Investments**  
**As of 03/31/2024**



Investments are in compliance with the Investment Policy adopted as Resolution 1575 of the Mesa Water District Board of Directors. The liquidity of investments will meet cash flow needs for the next six months except under unforeseen catastrophic circumstances.

INVESTMENTS	Maturity Date	Days to Maturity	Yield to Maturity @ Cost	Cost Value	% of Portfolio	Policy % Limit	Market Value	Interest Year to Date	Notes
Local Agency Investment Fund (LAIF)	Liquid	1	4.32%	1,134.37	0.01%	No Limit	1,134.37	29.99	1,4
Orange County Investment Pool (OCIP) *	Liquid	1	4.50%	16,076.52	0.08%	No Limit	16,076.52	6,629.21	1,6
Miscellaneous (Petty Cash, Emergency Cash, etc.)	Liquid	1	0.00%	14,000.00	0.07%	N/A	14,000.00	0.00	
US Bank Custody Account									2,5
Negotiable Certificate of Deposit	Various	486	1.44%	7,454,000.00	33.93%	30.00%	7,181,597.96	112,982.79	
US Agency Bonds	Various	635	0.82%	9,298,908.66	41.12%	No Limit	8,705,976.35	78,804.52	
US Treasury Bonds	Various	591	0.61%	991,055.86	4.41%	No Limit	933,585.00	7,160.98	
<b>Sub Total / Average</b>		<b>569</b>	<b>1.08%</b>	<b>17,743,964.52</b>			<b>16,821,159.31</b>	<b>198,948.29</b>	
US Bank Custody Account	Liquid	1	4.93%	6,306.54	0.03%	No Limit	6,306.54	33,677.55	
Pacific Premier Bank	Liquid	1	1.25%	4,307,398.99	20.35%	No Limit	4,307,398.99	0.00	1,3
<b>Total   Average</b>		<b>452</b>	<b>1.11%</b>	<b>\$22,088,880.94</b>	<b>100.00%</b>		<b>\$21,166,075.73</b>	<b>\$239,285.04</b>	

PARS OPEB & Pension Trust	1 Month Rate of Return	3 Month Rate of Return	Cost Value	Market Value
Public Agency Retirement Services (PARS)				
Capital Appreciation HighMark PLUS Fund				
OPEB	2.76%	6.34%	2,115,800.03	2,406,913.19
Pension Trust	2.75%	6.34%	13,266,308.01	15,420,521.36
<b>Benchmark - S &amp; P 500 Index</b>			<b>15,382,108.04</b>	<b>17,827,434.55</b>
1 Month   3.06 %   3 Month   10.68 %   1 YEAR   32.11 %				

**Sources of Market Value Valuation - Account Statements**

LAIF, OCIP & US Bank

**Local Agency Investment Fund (LAIF)**

District LAIF includes the funds designated for advances; construction, customer deposits, working capital cash and monies to pay COP principal/interest payments.

**Weighted Average Return | 1.11 %**

Benchmark: 3 Month Treasury Bill - March | 5.47 %

**Weighted Average Maturity | 1.2 Years**

Days to Maturity | 452

**Notes**

- The interest or yield shown is for the current month net of fees.
- The interest rate (Yield to Maturity @Cost) shown is the guaranteed annual interest rate for the term of the investment.
- The rate shown is the Earnings Credit Rate. These earnings are applied against bank service charges; no actual monies are received.
- LAIF general ledger carrying value reflects market value (unrealized gains/losses) only at fiscal year end. LAIF only provides the market value participation factor quarterly. The December \*Fair Value Factor is 0.993543131. The yield earned on the Treasurer's Reports does not reflect change in fair market value.
- US Bank Custody Account general ledger carrying value reflects market value (unrealized gains/losses). The Yield earned does not reflect change in fair market value.
- Orange County Investment Pool March 2024 | Net Asset Value is 1.00.

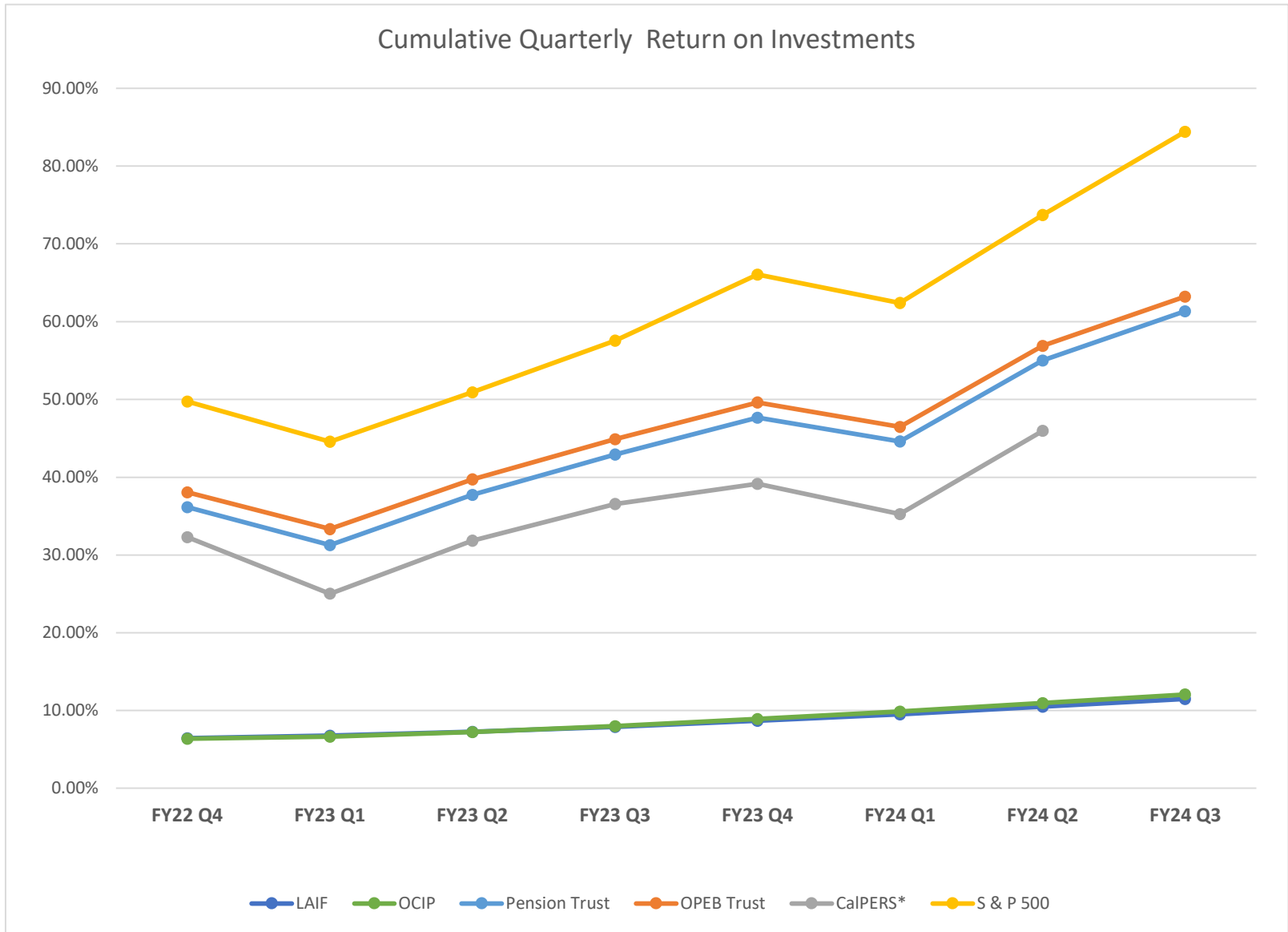
\*LAIF 03/31/2024 Fair Value Factor not available at reporting deadline; previous factor reported.

\*OCIP 03/31/2024 Monthly Yield not available at reporting deadline; previous rate reported.

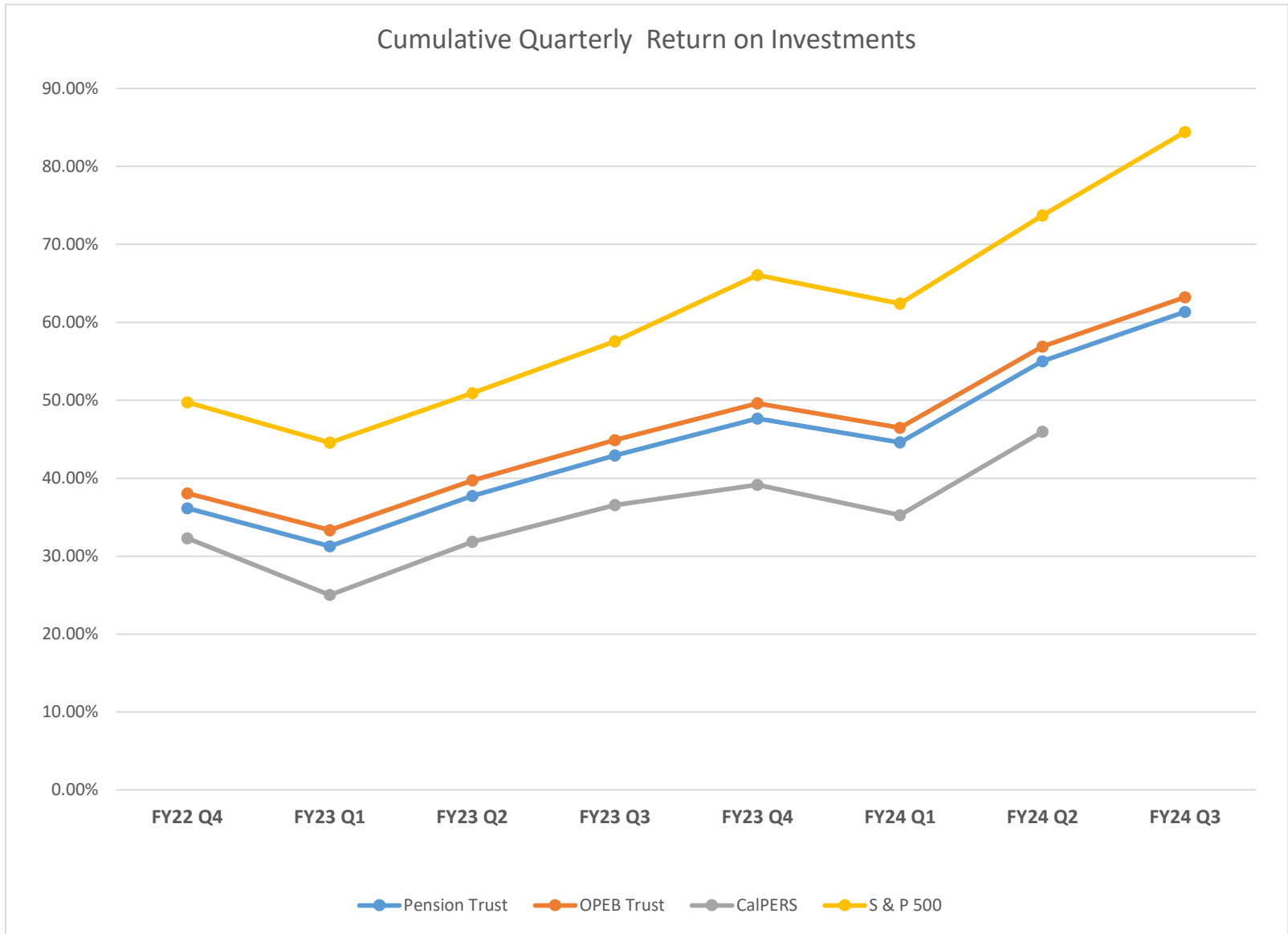
I certify that this report reflects the cash and investments of Mesa Water District and is in conformity with the Government Code requirements and the District Investment Policy/Guidelines in effect at the time of the investment.

*Marwan Khalifa*

Marwan Khalifa, CPA, MBA, District Treasurer



**\* CalPERS FY24 Q3 data was unavailable at time of publishing.**



**\* CalPERS FY24 Q3 data was unavailable at time of publishing.**

Mesa Water District  
Transactions Summary  
Quarterly Treasurer's Status Report - Investment Activity  
Group By: Action  
Portfolio / Report Group: Report Group | Treasurer's Report  
Begin Date: 12/31/2023, End Date: 03/31/2024

Description	CUSIP/Ticker	YTM @ Cost	Settlement Date	Maturity Date	Face Amount/Shares	Principal	Interest/Dividends	Total
<b>Interest</b>								
Baycoast Bank MA 0.9 3/31/2025	072727BG4	0.000	3/31/2024	3/31/2025	0.00	0.00	1,119.06	1,119.06
Signature Federal CR 4.4 1/31/2028	82671DAB3	0.000	3/31/2024	1/31/2028	0.00	0.00	930.51	930.51
US Bank   Custodian MM	MM65000	0.000	3/31/2024	N/A	0.00	0.00	2,664.14	2,664.14
FHLMC 0.4 9/30/2025-21	3134GWVP8	0.000	3/30/2024	9/30/2025	0.00	0.00	500.00	500.00
Alliant Credit Union IL 4.85 12/30/2027	01882MAA0	0.000	3/30/2024	12/30/2027	0.00	0.00	988.60	988.60
First Commercial Bank MS 0.3 3/31/2025	31984GFK0	0.000	3/30/2024	3/31/2025	0.00	0.00	61.40	61.40
FHLB 0.85 3/30/2026-21	3130ANY79	0.000	3/30/2024	3/30/2026	0.00	0.00	1,062.50	1,062.50
Transportation Alliance Bank 0.4 1/30/2025	89388CFD5	0.000	3/30/2024	1/30/2025	0.00	0.00	81.21	81.21
First Freedom Bank 1.1 4/30/2024	32027BAM9	0.000	3/30/2024	4/30/2024	0.00	0.00	225.12	225.12
FFCB 0.53 9/29/2025-21	3133EMBH4	0.000	3/29/2024	9/29/2025	0.00	0.00	1,325.00	1,325.00
Enerbank UT 1.15 4/29/2024	29278TNY2	0.000	3/29/2024	4/29/2024	0.00	0.00	227.51	227.51
FFCB 0.94 9/28/2026-22	3133EM6E7	0.000	3/28/2024	9/28/2026	0.00	0.00	1,175.00	1,175.00
BMO Harris Bank IL 0.5 3/28/2025-20	05600XAY6	0.000	3/28/2024	3/28/2025	0.00	0.00	310.40	310.40
UBS Bank UT 0.95 8/25/2026	90348JS50	0.000	3/25/2024	8/25/2026	0.00	0.00	187.94	187.94
BMW Bank UT 0.5 9/25/2025	05580AXF6	0.000	3/25/2024	9/25/2025	0.00	0.00	620.79	620.79
Eaglebank MD 2.5 5/24/2024	27002YEN2	0.000	3/24/2024	5/24/2024	0.00	0.00	494.59	494.59
Celtic Bank UT 1.65 10/23/2024	15118RSV0	0.000	3/23/2024	10/23/2024	0.00	0.00	326.43	326.43
Citizens State Bank 1.7 11/22/2024	176688CR8	0.000	3/22/2024	11/22/2024	0.00	0.00	336.32	336.32
Garnett State Bank 1.7 11/19/2024	366526AW1	0.000	3/19/2024	11/19/2024	0.00	0.00	336.32	336.32
Texas Exchange Bank TX 0.6 12/18/2025	88241TJR2	0.000	3/18/2024	12/18/2025	0.00	0.00	118.70	118.70
FHLB 0.75 3/16/2026-21	3130ALF33	0.000	3/16/2024	3/16/2026	0.00	0.00	937.50	937.50
Evergreen Bank IL 4 12/16/2026	300185LF0	0.000	3/16/2024	12/16/2026	0.00	0.00	791.34	791.34
Medallion Bank UT 0.6 7/15/2025	58404DHM6	0.000	3/15/2024	7/15/2025	0.00	0.00	118.70	118.70
FHLB 0.6 3/10/2026-21	3130ALFX7	0.000	3/10/2024	3/10/2026	0.00	0.00	750.00	750.00
FFCB 1.68 3/10/2027	3133ENRD4	0.000	3/10/2024	3/10/2027	0.00	0.00	2,100.00	2,100.00
FHLB 0.5 3/10/2025-21	3130ALDZ4	0.000	3/10/2024	3/10/2025	0.00	0.00	625.00	625.00
Farm Bureau Bank NV 0.25 7/9/2024	307660LK4	0.000	3/9/2024	7/9/2024	0.00	0.00	49.46	49.46
FFCB 0.8 3/9/2026-23	3133EMSU7	0.000	3/9/2024	3/9/2026	0.00	0.00	1,000.00	1,000.00
Apex Bank TN 0.95 5/8/2025	03753XBK5	0.000	3/8/2024	5/8/2025	0.00	0.00	187.94	187.94
FFCB 0.43 3/3/2025	3133EMSJ2	0.000	3/3/2024	3/3/2025	0.00	0.00	537.50	537.50
Synchrony Bank UT 0.55 9/3/2024	87164WA73	0.000	3/3/2024	9/3/2024	0.00	0.00	682.87	682.87
Seattle Bank WA 0.75 6/2/2025-20	81258PKJ1	0.000	3/2/2024	6/2/2025	0.00	0.00	148.38	148.38

Description	CUSIP/Ticker	YTM @ Cost	Settlement Date	Maturity Date	Face Amount/Shares	Principal	Interest/Dividends	Total
Live Oak Banking NC 0.5 2/10/2026	538036NE0	0.000	3/1/2024	2/10/2026	0.00	0.00	98.92	98.92
Signature Federal CR 4.4 1/31/2028	82671DAB3	0.000	2/29/2024	1/31/2028	0.00	0.00	870.48	870.48
Alliant Credit Union IL 4.85 12/30/2027	01882MAA0	0.000	2/29/2024	12/30/2027	0.00	0.00	988.60	988.60
First Commercial Bank MS 0.3 3/31/2025	31984GFK0	0.000	2/29/2024	3/31/2025	0.00	0.00	61.40	61.40
Enerbank UT 1.15 4/29/2024	29278TNY2	0.000	2/29/2024	4/29/2024	0.00	0.00	243.20	243.20
Transportation Alliance Bank 0.4 1/30/2025	89388CFD5	0.000	2/29/2024	1/30/2025	0.00	0.00	81.21	81.21
First Freedom Bank 1.1 4/30/2024	32027BAM9	0.000	2/29/2024	4/30/2024	0.00	0.00	225.12	225.12
US Bank   Custodian MM	MM65000	0.000	2/29/2024	N/A	0.00	0.00	9,117.89	9,117.89
UBS Bank UT 0.95 8/25/2026	90348JS50	0.000	2/25/2024	8/25/2026	0.00	0.00	200.91	200.91
FNMA 0.375 8/25/2025	3135G05X7	0.000	2/25/2024	8/25/2025	0.00	0.00	468.75	468.75
FHLB 0.625 2/24/2025-22	3130ANQ86	0.000	2/24/2024	2/24/2025	0.00	0.00	781.25	781.25
FHLB 0.625 2/24/2026-21	3130AL7M0	0.000	2/24/2024	2/24/2026	0.00	0.00	781.25	781.25
Eaglebank MD 2.5 5/24/2024	27002YEN2	0.000	2/24/2024	5/24/2024	0.00	0.00	528.70	528.70
Celtic Bank UT 1.65 10/23/2024	15118RSV0	0.000	2/23/2024	10/23/2024	0.00	0.00	348.94	348.94
Citizens State Bank 1.7 11/22/2024	176688CR8	0.000	2/22/2024	11/22/2024	0.00	0.00	359.52	359.52
Orange County Investment Pool LGIP	LGIP9LC	0.000	2/22/2024	N/A	0.00	0.00	55.83	55.83
Garnett State Bank 1.7 11/19/2024	366526AW1	0.000	2/19/2024	11/19/2024	0.00	0.00	359.52	359.52
Luana Savings Bank IA 0.2 8/19/2024	549104WN3	0.000	2/19/2024	8/19/2024	0.00	0.00	251.05	251.05
Texas Exchange Bank TX 0.6 12/18/2025	88241TJR2	0.000	2/18/2024	12/18/2025	0.00	0.00	126.89	126.89
Evergreen Bank IL 4 12/16/2026	300185LF0	0.000	2/16/2024	12/16/2026	0.00	0.00	845.92	845.92
Medallion Bank UT 0.6 7/15/2025	58404DHM6	0.000	2/15/2024	7/15/2025	0.00	0.00	126.89	126.89
FNMA 0.5 8/14/2025-23	3135G05S8	0.000	2/14/2024	8/14/2025	0.00	0.00	625.00	625.00
FHLB 0.53 2/10/2026	3130AKWW2	0.000	2/10/2024	2/10/2026	0.00	0.00	821.50	821.50
Farm Bureau Bank NV 0.25 7/9/2024	307660LK4	0.000	2/9/2024	7/9/2024	0.00	0.00	52.87	52.87
Apex Bank TN 0.95 5/8/2025	03753XBK5	0.000	2/8/2024	5/8/2025	0.00	0.00	200.91	200.91
FFCB 0.32 2/3/2025-21	3133EMPV8	0.000	2/3/2024	2/3/2025	0.00	0.00	400.00	400.00
FFCB 0.45 2/2/2026-23	3133EMPD8	0.000	2/2/2024	2/2/2026	0.00	0.00	675.00	675.00
Seattle Bank WA 0.75 6/2/2025-20	81258PKJ1	0.000	2/2/2024	6/2/2025	0.00	0.00	158.61	158.61
Live Oak Banking NC 0.5 2/10/2026	538036NE0	0.000	2/1/2024	2/10/2026	0.00	0.00	105.74	105.74
Morgan Stanley UT 3.05 1/31/2024	61690UDV9	0.000	1/31/2024	1/31/2024	0.00	0.00	3,782.33	3,782.33
LAIF LGIP	LGIP0012	0.000	1/31/2024	N/A	0.00	0.00	11.28	11.28
Signature Federal CR 4.4 1/31/2028	82671DAB3	0.000	1/31/2024	1/31/2028	0.00	0.00	930.51	930.51
Orange County Investment Pool LGIP	LGIP9LC	0.000	1/31/2024	N/A	0.00	0.00	3.42	3.42
Orange County Investment Pool LGIP	LGIP9LC	0.000	1/31/2024	N/A	0.00	0.00	54.74	54.74
Morgan Stanley NY 3.05 1/31/2024	61760AVF3	0.000	1/31/2024	1/31/2024	0.00	0.00	3,782.33	3,782.33
T-Note 0.625 7/31/2026	91282CCP4	0.000	1/31/2024	7/31/2026	0.00	0.00	781.25	781.25
T-Note 0.375 1/31/2026	91282CBH3	0.000	1/31/2024	1/31/2026	0.00	0.00	468.75	468.75
US Bank   Custodian MM	MM65000	0.000	1/31/2024	N/A	0.00	0.00	7,689.99	7,689.99
Alliant Credit Union IL 4.85 12/30/2027	01882MAA0	0.000	1/30/2024	12/30/2027	0.00	0.00	1,021.56	1,021.56
First Commercial Bank MS 0.3 3/31/2025	31984GFK0	0.000	1/30/2024	3/31/2025	0.00	0.00	63.44	63.44

Description	CUSIP/Ticker	YTM @ Cost	Settlement Date	Maturity Date	Face Amount/Shares	Principal	Interest/Dividends	Total
Bankwell Bank CT 0.35 1/30/2024	06654BCM1	0.000	1/30/2024	1/30/2024	0.00	0.00	439.33	439.33
Transportation Alliance Bank 0.4 1/30/2025	89388CFD5	0.000	1/30/2024	1/30/2025	0.00	0.00	83.91	83.91
First Freedom Bank 1.1 4/30/2024	32027BAM9	0.000	1/30/2024	4/30/2024	0.00	0.00	232.63	232.63
FNMA 0.6 7/29/2025-22	3136G4D75	0.000	1/29/2024	7/29/2025	0.00	0.00	750.00	750.00
Toyota Financial Savings NV 0.95 7/29/2026	89235MLE9	0.000	1/29/2024	7/29/2026	0.00	0.00	1,187.68	1,187.68
Enerbank UT 1.15 4/29/2024	29278TNY2	0.000	1/29/2024	4/29/2024	0.00	0.00	243.20	243.20
UBS Bank UT 0.95 8/25/2026	90348JS50	0.000	1/25/2024	8/25/2026	0.00	0.00	200.91	200.91
Eaglebank MD 2.5 5/24/2024	27002YEN2	0.000	1/24/2024	5/24/2024	0.00	0.00	528.70	528.70
Celtic Bank UT 1.65 10/23/2024	15118RSV0	0.000	1/23/2024	10/23/2024	0.00	0.00	348.94	348.94
Citizens State Bank 1.7 11/22/2024	176688CR8	0.000	1/22/2024	11/22/2024	0.00	0.00	359.52	359.52
FFCB 1.32 1/21/2025	3133ENLU2	0.000	1/21/2024	1/21/2025	0.00	0.00	1,650.00	1,650.00
Garnett State Bank 1.7 11/19/2024	366526AW1	0.000	1/19/2024	11/19/2024	0.00	0.00	359.52	359.52
Texas Exchange Bank TX 0.6 12/18/2025	88241TJR2	0.000	1/18/2024	12/18/2025	0.00	0.00	126.89	126.89
Goldman Sachs NY 3.3 1/16/2024	38148P4E4	0.000	1/16/2024	1/16/2024	0.00	0.00	4,075.73	4,075.73
Evergreen Bank IL 4 12/16/2026	300185LF0	0.000	1/16/2024	12/16/2026	0.00	0.00	845.92	845.92
Medallion Bank UT 0.6 7/15/2025	58404DHM6	0.000	1/15/2024	7/15/2025	0.00	0.00	126.89	126.89
Farm Bureau Bank NV 0.25 7/9/2024	307660LK4	0.000	1/9/2024	7/9/2024	0.00	0.00	52.87	52.87
FHLMC 0.45 7/8/2024-22	3134GV4S4	0.000	1/8/2024	7/8/2024	0.00	0.00	1,687.50	1,687.50
Apex Bank TN 0.95 5/8/2025	03753XBK5	0.000	1/8/2024	5/8/2025	0.00	0.00	200.91	200.91
Discover Bank3.4 7/6/2027	254673L38	0.000	1/6/2024	7/6/2027	0.00	0.00	4,199.23	4,199.23
Seattle Bank WA 0.75 6/2/2025-20	81258PKJ1	0.000	1/2/2024	6/2/2025	0.00	0.00	158.61	158.61
Live Oak Banking NC 0.5 2/10/2026	538036NE0	0.000	1/1/2024	2/10/2026	0.00	0.00	105.74	105.74
<b>Sub Total / Average Interest</b>					<b>0.00</b>	<b>0.00</b>	<b>77,536.33</b>	<b>77,536.33</b>
<b>Matured</b>								
Morgan Stanley UT 3.05 1/31/2024	61690UDV9	0.000	1/31/2024	1/31/2024	246,000.00	246,000.00	0.00	246,000.00
Morgan Stanley NY 3.05 1/31/2024	61760AVF3	0.000	1/31/2024	1/31/2024	246,000.00	246,000.00	0.00	246,000.00
Bankwell Bank CT 0.35 1/30/2024	06654BCM1	0.000	1/30/2024	1/30/2024	249,000.00	249,000.00	0.00	249,000.00
Goldman Sachs NY 3.3 1/16/2024	38148P4E4	0.000	1/16/2024	1/16/2024	245,000.00	245,000.00	0.00	245,000.00
<b>Sub Total / Average Matured</b>					<b>986,000.00</b>	<b>986,000.00</b>	<b>0.00</b>	<b>986,000.00</b>
<b>Sell</b>								
T-Note 0.375 4/30/2025	912828ZL7	0.000	3/11/2024	4/30/2025	250,000.00	237,473.00	339.97	237,812.97
FFCB 0.43 3/3/2025	3133EMSJ2	0.000	3/11/2024	3/3/2025	250,000.00	238,772.75	23.89	238,796.64
FHLMC 0.35 9/30/2024-22	3134GWVM5	0.000	3/11/2024	9/30/2024	250,000.00	243,043.50	391.32	243,434.82
FFCB 1.32 1/21/2025	3133ENLU2	0.000	3/11/2024	1/21/2025	250,000.00	241,706.50	458.33	242,164.83
FHLMC 0.5 5/20/2024-22	3134GVXR4	0.000	3/11/2024	5/20/2024	500,000.00	495,135.00	770.83	495,905.83
T-Note 0.25 6/15/2024	91282CCG4	0.000	2/22/2024	6/15/2024	250,000.00	246,050.00	117.83	246,167.83
FHLMC 0.45 7/8/2024-22	3134GV4S4	0.000	2/22/2024	7/8/2024	750,000.00	736,192.50	412.50	736,605.00
<b>Sub Total / Average Sell</b>					<b>2,500,000.00</b>	<b>2,438,373.25</b>	<b>2,514.67</b>	<b>2,440,887.92</b>



Mesa Water District  
Portfolio Holdings  
Compliance Report | Investment Policy - Detail  
Report Format: By Transaction  
Group By: Asset Category  
Average By: Market Value  
Portfolio / Report Group: Report Group | Treasurer's Report  
As of 3/31/2024

Description	CUSIP/Ticker	% of Portfolio	Settlement Date	Maturity Date	Days To Maturity	Face Amount/Shares	Cost Value	Market Value	YTM @ Cost	Security Sector
<b>01. LAIF   Policy - 75M Per Account</b>										
LAIF LGIP	LGIP0012	0.01	6/30/2010	N/A	1	1,134.37	1,134.37	1,134.37	4.232	Local Government Investment Pool
<b>Sub Total / Average 01. LAIF   Policy - 75M Per Account</b>		<b>0.01</b>			<b>1</b>	<b>1,134.37</b>	<b>1,134.37</b>	<b>1,134.37</b>	<b>4.232</b>	
<b>02. Orange County LGIP - OCIP   Policy - No Limit</b>										
Orange County Investment Pool LGIP	LGIP9LC	0.08	9/30/2011	N/A	1	16,076.52	16,076.52	16,076.52	4.498	Local Government Investment Pool
<b>Sub Total / Average 02. Orange County LGIP - OCIP   Policy - No Limit</b>		<b>0.08</b>			<b>1</b>	<b>16,076.52</b>	<b>16,076.52</b>	<b>16,076.52</b>	<b>4.498</b>	
<b>03. Miscellaneous Cash ( Petty   Emergency )</b>										
Miscellaneous Cash	CASH	0.07	6/30/2015	N/A	1	14,000.00	14,000.00	14,000.00	0.000	Cash
<b>Sub Total / Average 03. Miscellaneous Cash ( Petty   Emergency )</b>		<b>0.07</b>			<b>1</b>	<b>14,000.00</b>	<b>14,000.00</b>	<b>14,000.00</b>	<b>0.000</b>	
<b>04. Negotiable CD30%</b>										
Enerbank UT 1.15 4/29/2024	29278TNY2	1.17	4/29/2020	4/29/2024	29	249,000.00	249,000.00	248,128.50	1.150	Certificate Of Deposit
First Freedom Bank 1.1 4/30/2024	32027BAM9	1.17	4/30/2020	4/30/2024	30	249,000.00	249,000.00	248,081.19	1.100	Certificate Of Deposit
Capital One VA 2.65 5/22/2024	14042RLP4	1.16	5/22/2019	5/22/2024	52	246,000.00	246,000.00	244,976.64	2.650	Certificate Of Deposit
Eaglebank MD 2.5 5/24/2024	27002YEN2	1.17	5/24/2019	5/24/2024	54	249,000.00	249,000.00	247,886.97	2.500	Certificate Of Deposit
Farm Bureau Bank NV 0.25 7/9/2024	307660LK4	1.16	10/9/2020	7/9/2024	100	249,000.00	249,000.00	245,439.30	0.250	Certificate Of Deposit
Luana Savings Bank IA 0.2 8/19/2024	549104WN3	1.15	2/19/2021	8/19/2024	141	249,000.00	249,000.00	244,017.51	0.200	Certificate Of Deposit
Synchrony Bank UT 0.55 9/3/2024	87164WA73	1.15	9/3/2021	9/3/2024	156	249,000.00	249,000.00	243,960.24	0.550	Certificate Of Deposit
Sallie Mae Bank UT 1.9 10/16/2024	7954504P7	1.15	10/17/2019	10/16/2024	199	247,000.00	247,000.00	242,474.96	1.900	Certificate Of Deposit
Celtic Bank UT 1.65 10/23/2024	15118RSV0	1.15	10/23/2019	10/23/2024	206	249,000.00	249,000.00	243,922.89	1.650	Certificate Of Deposit
Garnett State Bank 1.7 11/19/2024	366526AW1	1.15	11/19/2019	11/19/2024	233	249,000.00	249,000.00	243,419.91	1.700	Certificate Of Deposit
Citizens State Bank 1.7 11/22/2024	176688CR8	1.15	11/22/2019	11/22/2024	236	249,000.00	249,000.00	243,355.17	1.700	Certificate Of Deposit
Transportation Alliance Bank 0.4 1/30/2025	89388CFD5	1.12	8/3/2021	1/30/2025	305	247,000.00	247,000.00	237,386.76	0.400	Certificate Of Deposit
BMO Harris Bank IL 0.5 3/28/2025-20	05600XAY6	1.12	9/28/2020	3/28/2025	362	249,000.00	249,000.00	237,949.38	0.500	Certificate Of Deposit
Baycoast Bank MA 0.9 3/31/2025	072727BG4	1.12	3/31/2020	3/31/2025	365	248,000.00	248,000.00	237,921.28	0.900	Certificate Of Deposit
First Commercial Bank MS 0.3 3/31/2025	31984GFK0	1.12	9/30/2020	3/31/2025	365	249,000.00	249,000.00	237,331.86	0.300	Certificate Of Deposit
Flagstar Bank MI 1.25 4/30/2025	33847E3A3	1.12	4/30/2020	4/30/2025	395	248,000.00	248,000.00	238,062.64	1.250	Certificate Of Deposit

Description	CUSIP/Ticker	% of Portfolio	Settlement Date	Maturity Date	Days To Maturity	Face Amount/Shares	Cost Value	Market Value	YTM @ Cost	Security Sector
Apex Bank TN 0.95 5/8/2025	03753XBK5	1.12	5/8/2020	5/8/2025	403	249,000.00	249,000.00	237,949.38	0.950	Certificate Of Deposit
Seattle Bank WA 0.75 6/2/2025-20	81258PKJ1	1.12	6/2/2020	6/2/2025	428	249,000.00	249,000.00	236,786.55	0.750	Certificate Of Deposit
Medallion Bank UT 0.6 7/15/2025	58404DHM6	1.11	7/15/2020	7/15/2025	471	249,000.00	249,000.00	235,207.89	0.600	Certificate Of Deposit
BMW Bank UT 0.5 9/25/2025	05580AXF6	1.10	9/25/2020	9/25/2025	543	249,000.00	249,000.00	233,088.90	0.500	Certificate Of Deposit
Texas Exchange Bank TX 0.6 12/18/2025	88241TJR2	1.09	12/18/2020	12/18/2025	627	249,000.00	249,000.00	231,296.10	0.600	Certificate Of Deposit
JPMorgan Chase OH 0.5 12/29/2025-21	48128UUZ0	1.09	12/29/2020	12/29/2025	638	249,000.00	249,000.00	230,748.30	0.500	Certificate Of Deposit
Live Oak Banking NC 0.5 2/10/2026	538036NE0	1.08	2/10/2021	2/10/2026	681	249,000.00	249,000.00	229,570.53	0.500	Certificate Of Deposit
Toyota Financial Savings NV 0.95 7/29/2026	89235MLE9	1.07	7/29/2021	7/29/2026	850	248,000.00	248,000.00	227,230.00	0.950	Certificate Of Deposit
UBS Bank UT 0.95 8/25/2026	90348JS50	1.07	8/25/2021	8/25/2026	877	249,000.00	249,000.00	227,456.52	0.950	Certificate Of Deposit
Capital One Bank VA 1.1 11/17/2026	14042TDW4	1.07	11/17/2021	11/17/2026	961	248,000.00	248,000.00	226,034.64	1.100	Certificate Of Deposit
Evergreen Bank IL 4 12/16/2026	300185LF0	1.16	12/16/2022	12/16/2026	990	249,000.00	249,000.00	244,602.66	4.000	Certificate Of Deposit
Discover Bank3.4 7/6/2027	254673L38	1.12	7/6/2022	7/6/2027	1,192	245,000.00	245,000.00	236,447.05	3.400	Certificate Of Deposit
Alliant Credit Union IL 4.85 12/30/2027	01882MAA0	1.19	12/30/2022	12/30/2027	1,369	248,000.00	248,000.00	251,764.64	4.850	Certificate Of Deposit
Signature Federal CR 4.4 1/31/2028	82671DAB3	1.18	1/31/2023	1/31/2028	1,401	249,000.00	249,000.00	249,099.60	4.400	Certificate Of Deposit
<b>Sub Total / Average 04. Negotiable CD30%</b>		<b>33.93</b>			<b>486</b>	<b>7,454,000.00</b>	<b>7,454,000.00</b>	<b>7,181,597.96</b>	<b>1.444</b>	

#### 05. US Agency - No Limit

FFCB 0.3 11/12/2024-21	3133EMQQ8	1.15	3/2/2021	11/12/2024	226	250,000.00	249,487.50	242,700.00	0.356	US Agency
FFCB 0.32 2/3/2025-21	3133EMPV8	1.14	2/5/2021	2/3/2025	309	250,000.00	250,148.18	240,470.00	0.305	US Agency
FHLB 0.625 2/24/2025-22	3130ANQ86	1.13	8/24/2021	2/24/2025	330	250,000.00	250,996.00	240,127.50	0.510	US Agency
FHLB 0.5 3/10/2025-21	3130ALDZ4	1.13	3/24/2021	3/10/2025	344	250,000.00	250,000.00	239,365.00	0.500	US Agency
FHLMC 0.7 5/13/2025-21	3134GVSYS5	2.25	5/13/2020	5/13/2025	408	500,000.00	501,600.00	476,780.00	0.635	US Agency
FFCB 0.6 6/16/2025-22	3133EMH47	1.12	6/17/2021	6/16/2025	442	250,000.00	250,687.50	237,165.00	0.530	US Agency
FNMA 0.6 7/29/2025-22	3136G4D75	1.11	12/18/2020	7/29/2025	485	250,000.00	251,610.25	235,957.50	0.459	US Agency
FNMA 0.5 8/14/2025-23	3135G05S8	1.11	4/29/2021	8/14/2025	501	250,000.00	248,875.00	235,092.50	0.606	US Agency
FNMA 0.375 8/25/2025	3135G05X7	1.11	11/12/2020	8/25/2025	512	250,000.00	249,231.00	234,832.50	0.440	US Agency
FFCB 0.53 9/29/2025-21	3133EMB4	2.21	6/17/2021	9/29/2025	547	500,000.00	497,500.00	468,460.00	0.649	US Agency
FHLMC 0.4 9/30/2025-21	3134GWVP8	1.10	9/30/2020	9/30/2025	548	250,000.00	250,000.00	233,882.50	0.400	US Agency
FHLMC 0.65 10/27/2025-21	3134GW5R3	1.66	5/25/2021	10/27/2025	575	375,000.00	375,000.00	350,928.75	0.650	US Agency
FHLMC 0.45 10/29/2025-21	3134GW3J3	1.10	4/22/2021	10/29/2025	577	250,000.00	248,237.50	233,120.00	0.608	US Agency
FNMA 0.54 11/3/2025-22	3135GA2G5	2.20	10/30/2020	11/3/2025	582	500,000.00	501,999.50	465,710.00	0.459	US Agency
FNMA 0.56 11/17/2025-22	3135GA2Z3	1.43	11/17/2020	11/17/2025	596	325,000.00	325,322.73	302,828.50	0.540	US Agency
FNMA 0.58 11/25/2025-22	3135GA5E7	1.10	11/30/2020	11/25/2025	604	250,000.00	250,983.75	232,352.50	0.499	US Agency
FFCB 0.47 12/22/2025-22	3133EMLC4	1.10	12/22/2020	12/22/2025	631	250,000.00	250,747.00	231,940.00	0.410	US Agency
FFCB 0.45 2/2/2026-23	3133EMPD8	1.31	3/2/2021	2/2/2026	673	300,000.00	295,947.00	276,882.00	0.730	US Agency
FHLB 0.53 2/10/2026	3130AKWW2	1.35	8/19/2021	2/10/2026	681	310,000.00	308,124.50	286,334.60	0.667	US Agency
FHLB 0.625 2/24/2026-21	3130AL7M0	1.09	3/2/2021	2/24/2026	695	250,000.00	248,487.50	230,975.00	0.749	US Agency
FFCB 0.8 3/9/2026-23	3133EMSU7	1.09	9/24/2021	3/9/2026	708	250,000.00	250,702.50	231,377.50	0.736	US Agency

Description	CUSIP/Ticker	% of Portfolio	Settlement Date	Maturity Date	Days To Maturity	Face Amount/Shares	Cost Value	Market Value	YTM @ Cost	Security Sector
FHLB 0.6 3/10/2026-21	3130ALFX7	1.09	3/10/2021	3/10/2026	709	250,000.00	248,237.50	230,645.00	0.743	US Agency
FHLB 0.75 3/16/2026-21	3130ALF33	1.09	3/24/2021	3/16/2026	715	250,000.00	250,000.00	231,205.00	0.750	US Agency
FHLB 0.85 3/30/2026-21	3130ANY79	1.09	11/10/2021	3/30/2026	729	250,000.00	248,927.50	231,372.50	0.950	US Agency
FHLMC 1.03 4/29/2026-22	3130ALZM9	1.09	4/29/2021	4/29/2026	759	250,000.00	251,507.75	231,647.50	0.906	US Agency
FHLB 0.875 5/26/2026-21	3130AMHB1	1.09	5/28/2021	5/26/2026	786	250,000.00	250,500.00	230,002.50	0.834	US Agency
FFCB 0.9 6/15/2026-22	3133EMH21	1.09	6/17/2021	6/15/2026	806	250,000.00	250,800.00	229,672.50	0.834	US Agency
FFCB 0.94 9/28/2026-22	3133EM6E7	1.08	9/28/2021	9/28/2026	911	250,000.00	250,862.50	227,837.50	0.869	US Agency
FHLMC 0.8 10/27/2026-21	3134GW4C7	1.07	11/10/2021	10/27/2026	940	250,000.00	246,800.00	227,395.00	1.065	US Agency
FHLB 3.125 10/29/2026-24	3130ARUF6	1.13	5/12/2022	10/29/2026	942	250,000.00	250,000.00	239,962.50	3.125	US Agency
FFCB 1.46 11/30/2026-23	3133ENFP0	1.08	11/30/2021	11/30/2026	974	250,000.00	251,687.50	229,225.00	1.320	US Agency
FFCB 1.68 3/10/2027	3133ENRD4	1.09	3/17/2022	3/10/2027	1,074	250,000.00	243,898.50	230,942.50	2.200	US Agency
FHLB 3 4/21/2027-23	3130ARJF9	1.13	4/21/2022	4/21/2027	1,116	250,000.00	250,000.00	238,787.50	3.000	US Agency
<b>Sub Total / Average 05. US Agency - No Limit</b>		<b>41.13</b>			<b>635</b>	<b>9,310,000.00</b>	<b>9,298,908.66</b>	<b>8,705,976.35</b>	<b>0.822</b>	
<b>06. US Treasury - No Limit</b>										
T-Note 0.375 4/30/2025	912828ZL7	1.12	8/19/2021	4/30/2025	395	250,000.00	249,312.75	237,950.00	0.450	US Treasury
T-Note 0.25 6/30/2025	912828ZW3	1.12	4/22/2021	6/30/2025	456	250,000.00	247,256.86	236,015.00	0.515	US Treasury
T-Note 0.375 1/31/2026	91282CBH3	1.09	4/29/2021	1/31/2026	671	250,000.00	245,973.50	231,142.50	0.720	US Treasury
T-Note 0.625 7/31/2026	91282CCP4	1.08	9/24/2021	7/31/2026	852	250,000.00	248,512.75	228,477.50	0.750	US Treasury
<b>Sub Total / Average 06. US Treasury - No Limit</b>		<b>4.41</b>			<b>591</b>	<b>1,000,000.00</b>	<b>991,055.86</b>	<b>933,585.00</b>	<b>0.607</b>	
<b>07. US Bank MM Custody   Policy 50%</b>										
US Bank   Custodian MM	MM65000	0.03	7/31/2020	N/A	1	6,306.54	6,306.54	6,306.54	4.930	Money Market
<b>Sub Total / Average 07. US Bank MM Custody   Policy 50%</b>		<b>0.03</b>			<b>1</b>	<b>6,306.54</b>	<b>6,306.54</b>	<b>6,306.54</b>	<b>4.930</b>	
<b>09. Pacific Premier Bank   Policy - n/a</b>										
Pacific Premier Bank   Checking Cash	MM0831	20.35	5/28/2020	N/A	1	4,307,398.99	4,307,398.99	4,307,398.99	1.250	Cash
<b>Sub Total / Average 09. Pacific Premier Bank   Policy - n/a</b>		<b>20.35</b>			<b>1</b>	<b>4,307,398.99</b>	<b>4,307,398.99</b>	<b>4,307,398.99</b>	<b>1.250</b>	
<b>Total / Average</b>		<b>100</b>			<b>452</b>	<b>22,108,916.42</b>	<b>22,088,880.94</b>	<b>21,166,075.73</b>	<b>1.114</b>	

Mesa Water District  
Portfolio Holdings  
Investment Report | PARS Trust  
Report Format: By CUSIP / Ticker  
Group By: Portfolio Name  
Average By: Market Value  
Portfolio / Report Group: PARS OPEB Trust  
As of 3/31/2024

Description	CUSIP/Ticker	Security Type	Face Amount/Shares	Cost Value	Market Value
<b>PARS OPEB Trust</b>					
Baird Aggregate Bond Fund	057071854	Mutual Fund	13,282.05	127,909.57	129,234.34
Columbia Contrarian Fund	19766M709	Mutual Fund	5,330.88	146,265.25	190,151.14
DFA Large Cap	233203868	Mutual Fund	4,535.57	110,051.39	126,043.58
Dodge & Cox International	256206103	Mutual Fund	982.74	42,936.30	49,823.44
Dodge & Cox Stock Fund	256219106	Mutual Fund	597.46	117,708.90	154,160.81
Dodge Cox Income	256210105	Mutual Fund	9,842.76	124,068.65	122,542.20
Emerald Growth	317609253	Mutual Fund	4,462.42	102,774.32	115,888.86
Harbor Capital Appreciation	411512528	Mutual Fund	932.55	79,237.23	102,633.61
Hartford Schroders	41665X859	Mutual Fund	7,521.20	129,276.52	121,467.47
iShares Core US Aggregate	464287226	Mutual Fund	957.00	93,106.53	93,728.58
ishares Russell Mid Cap	464287499	Mutual Fund	2,323.00	157,829.39	195,341.07
ishares SP 500 Growth	464287309	Mutual Fund	1,193.00	71,753.84	100,736.92
iShares SP500	464287408	Mutual Fund	381.00	51,181.52	71,174.61
Mainstay MacKay	56063N881	Mutual Fund	4,824.97	24,799.70	24,848.63
MFS International	552746356	Mutual Fund	1,212.47	46,595.61	51,141.52
PGIM Total Return Bond	74440B884	Mutual Fund	10,485.64	137,529.99	125,092.94
Undiscovered	904504479	Mutual Fund	1,377.86	107,260.83	117,158.92
US Bank PARS   OPEB Trust MM	MM4900	Money Market	97,121.33	97,121.33	97,121.33
Vanguard Growth & Income	921913208	Mutual Fund	3,667.28	303,898.61	372,010.50
Vanguard Real Estate	922908553	Mutual Fund	539.00	44,494.55	46,612.72
<b>Sub Total / Average PARS OPEB Trust</b>			<b>171,570.18</b>	<b>2,115,800.03</b>	<b>2,406,913.19</b>
<b>Total / Average</b>			<b>171,570.18</b>	<b>2,115,800.03</b>	<b>2,406,913.19</b>

Mesa Water District  
Transactions Summary  
Quarterly Treasurer's Status Report - Investment Activity  
Group By: Action  
Portfolio / Report Group: PARS OPEB Trust  
Begin Date: 12/31/2023, End Date: 03/31/2024

Description	CUSIP/Ticker	YTM @ Cost	Settlement Date	Maturity Date	Face Amount/Shares	Principal	Interest/Dividends	Total
<b>Buy</b>								
PGIM Total Return Bond	74440B884	0.000	1/31/2024	N/A	52.084	627.09	0.00	627.09
iShares Core US Aggregate	464287226	0.000	2/26/2024	N/A	957.00	93,106.53	0.00	93,106.53
Mainstay MacKay	56063N881	0.000	2/26/2024	N/A	4,769.844	24,517.00	0.00	24,517.00
Baird Aggregate Bond Fund	057071854	0.000	2/27/2024	N/A	13,238.629	127,488.00	0.00	127,488.00
Mainstay MacKay	56063N881	0.000	2/29/2024	N/A	30.243	154.54	0.00	154.54
PGIM Total Return Bond	74440B884	0.000	2/29/2024	N/A	48.785	578.10	0.00	578.10
Dodge & Cox Stock Fund	256219106	0.000	3/25/2024	N/A	14.07	3,576.09	0.00	3,576.09
Baird Aggregate Bond Fund	057071854	0.000	3/26/2024	N/A	43.42	421.57	0.00	421.57
Mainstay MacKay	56063N881	0.000	3/28/2024	N/A	24.89	128.16	0.00	128.16
PGIM Total Return Bond	74440B884	0.000	3/28/2024	N/A	43.80	522.49	0.00	522.49
<b>Sub Total / Average Buy</b>					<b>19,222.765</b>	<b>251,119.57</b>	<b>0.00</b>	<b>251,119.57</b>
<b>Dividend</b>								
PGIM Total Return Bond	74440B884	0.000	1/31/2024	N/A	0.00	0.00	627.09	627.09
Doubeline Core Fix Income	258620301	0.000	2/2/2024	N/A	0.00	0.00	617.49	617.49
ishares MBS ETF	464288588	0.000	2/7/2024	N/A	0.00	0.00	140.41	140.41
Mainstay MacKay	56063N881	0.000	2/29/2024	N/A	0.00	0.00	154.54	154.54
PGIM Total Return Bond	74440B884	0.000	2/29/2024	N/A	0.00	0.00	578.10	578.10
iShares Core US Aggregate	464287226	0.000	3/7/2024	N/A	0.00	0.00	273.90	273.90
Dodge & Cox Stock Fund	256219106	0.000	3/25/2024	N/A	0.00	0.00	532.04	532.04
Baird Aggregate Bond Fund	057071854	0.000	3/26/2024	N/A	0.00	0.00	421.57	421.57
Dodge Cox Income	256210105	0.000	3/26/2024	N/A	0.00	0.00	1,269.71	1,269.71
iShares SP500	464287408	0.000	3/27/2024	N/A	0.00	0.00	320.95	320.95
Vanguard Real Estate	922908553	0.000	3/27/2024	N/A	0.00	0.00	394.76	394.76
ishares SP 500 Growth	464287309	0.000	3/27/2024	N/A	0.00	0.00	99.75	99.75
ishares Russell Mid Cap	464287499	0.000	3/27/2024	N/A	0.00	0.00	506.30	506.30
Mainstay MacKay	56063N881	0.000	3/28/2024	N/A	0.00	0.00	128.16	128.16
PGIM Total Return Bond	74440B884	0.000	3/28/2024	N/A	0.00	0.00	522.49	522.49
<b>Sub Total / Average Dividend</b>					<b>0.00</b>	<b>0.00</b>	<b>6,587.26</b>	<b>6,587.26</b>
<b>Interest</b>								
US Bank PARS   OPEB Trust MM	MM4900	0.000	1/31/2024	N/A	0.00	0.00	0.40	0.40
US Bank PARS   OPEB Trust MM	MM4900	0.000	1/31/2024	N/A	0.00	0.00	423.21	423.21

Description	CUSIP/Ticker	YTM @ Cost	Settlement Date	Maturity Date	Face Amount/Shares	Principal	Interest/Dividends	Total
US Bank PARS   OPEB Trust MM	MM4900	0.000	2/29/2024	N/A	0.00	0.00	0.09	0.09
US Bank PARS   OPEB Trust MM	MM4900	0.000	2/29/2024	N/A	0.00	0.00	411.98	411.98
US Bank PARS   OPEB Trust MM	MM4900	0.000	3/31/2024	N/A	0.00	0.00	409.18	409.18
US Bank PARS   OPEB Trust MM	MM4900	0.000	3/31/2024	N/A	0.00	0.00	3,044.05	3,044.05
<b>Sub Total / Average Interest</b>					<b>0.00</b>	<b>0.00</b>	<b>4,288.91</b>	<b>4,288.91</b>

**Sell**

Dodge Cox Income	256210105	0.000	2/26/2024	N/A	2,146.179	26,677.00	0.00	26,677.00
ishares MBS ETF	464288588	0.000	2/26/2024	N/A	4.00	367.157	0.00	367.16
ishares MBS ETF	464288588	0.000	2/26/2024	N/A	4.00	367.157	0.00	367.16
ishares MBS ETF	464288588	0.000	2/26/2024	N/A	10.00	917.893	0.00	917.89
ishares MBS ETF	464288588	0.000	2/26/2024	N/A	11.00	1,009.682	0.00	1,009.68
ishares MBS ETF	464288588	0.000	2/26/2024	N/A	19.00	1,743.996	0.00	1,744.00
ishares MBS ETF	464288588	0.000	2/26/2024	N/A	80.00	7,343.141	0.00	7,343.14
ishares MBS ETF	464288588	0.000	2/26/2024	N/A	117.00	10,739.343	0.00	10,739.34
ishares MBS ETF	464288588	0.000	2/26/2024	N/A	228.00	20,927.951	0.00	20,927.95
PGIM Total Return Bond	74440B884	0.000	2/26/2024	N/A	15.10	178.633	0.00	178.63
PGIM Total Return Bond	74440B884	0.000	2/26/2024	N/A	15.962	188.83	0.00	188.83
PGIM Total Return Bond	74440B884	0.000	2/26/2024	N/A	17.813	210.728	0.00	210.73
PGIM Total Return Bond	74440B884	0.000	2/26/2024	N/A	18.308	216.584	0.00	216.58
PGIM Total Return Bond	74440B884	0.000	2/26/2024	N/A	18.997	224.734	0.00	224.73
PGIM Total Return Bond	74440B884	0.000	2/26/2024	N/A	204.362	2,417.602	0.00	2,417.60
PGIM Total Return Bond	74440B884	0.000	2/26/2024	N/A	240.726	2,847.788	0.00	2,847.79
PGIM Total Return Bond	74440B884	0.000	2/26/2024	N/A	630.12	7,454.318	0.00	7,454.32
PGIM Total Return Bond	74440B884	0.000	2/26/2024	N/A	1,082.822	12,809.782	0.00	12,809.78
Doubeline Core Fix Income	258620301	0.000	2/26/2024	N/A	20.314	186.71	0.00	186.71
Doubeline Core Fix Income	258620301	0.000	2/26/2024	N/A	33.278	305.82	0.00	305.82
Doubeline Core Fix Income	258620301	0.000	2/26/2024	N/A	75.07	689.89	0.00	689.89
Doubeline Core Fix Income	258620301	0.000	2/26/2024	N/A	103.53	951.44	0.00	951.44
Doubeline Core Fix Income	258620301	0.000	2/26/2024	N/A	154.331	1,418.30	0.00	1,418.30
Doubeline Core Fix Income	258620301	0.000	2/26/2024	N/A	206.277	1,895.68	0.00	1,895.68
Doubeline Core Fix Income	258620301	0.000	2/26/2024	N/A	393.747	3,618.53	0.00	3,618.53
Doubeline Core Fix Income	258620301	0.000	2/26/2024	N/A	403.17	3,705.13	0.00	3,705.13
Doubeline Core Fix Income	258620301	0.000	2/26/2024	N/A	408.576	3,754.81	0.00	3,754.81
Doubeline Core Fix Income	258620301	0.000	2/26/2024	N/A	424.395	3,900.19	0.00	3,900.19
Doubeline Core Fix Income	258620301	0.000	2/26/2024	N/A	460.091	4,228.23	0.00	4,228.23
Doubeline Core Fix Income	258620301	0.000	2/26/2024	N/A	460.411	4,231.17	0.00	4,231.17
Doubeline Core Fix Income	258620301	0.000	2/26/2024	N/A	507.707	4,665.82	0.00	4,665.82
Doubeline Core Fix Income	258620301	0.000	2/26/2024	N/A	534.25	4,909.75	0.00	4,909.75
Doubeline Core Fix Income	258620301	0.000	2/26/2024	N/A	552.02	5,073.06	0.00	5,073.06

Description	CUSIP/Ticker	YTM @ Cost	Settlement Date	Maturity Date	Face Amount/Shares	Principal	Interest/Dividends	Total
Doubeline Core Fix Income	258620301	0.000	2/26/2024	N/A	637.78	5,861.20	0.00	5,861.20
Doubeline Core Fix Income	258620301	0.000	2/26/2024	N/A	748.767	6,881.17	0.00	6,881.17
Doubeline Core Fix Income	258620301	0.000	2/26/2024	N/A	761.937	7,002.20	0.00	7,002.20
Doubeline Core Fix Income	258620301	0.000	2/26/2024	N/A	778.912	7,158.20	0.00	7,158.20
Doubeline Core Fix Income	258620301	0.000	2/26/2024	N/A	801.99	7,370.28	0.00	7,370.28
Doubeline Core Fix Income	258620301	0.000	2/26/2024	N/A	885.022	8,133.35	0.00	8,133.35
Doubeline Core Fix Income	258620301	0.000	2/26/2024	N/A	1,059.434	9,736.19	0.00	9,736.19
Doubeline Core Fix Income	258620301	0.000	2/26/2024	N/A	1,114.376	10,241.11	0.00	10,241.11
Doubeline Core Fix Income	258620301	0.000	2/26/2024	N/A	1,292.047	11,873.91	0.00	11,873.91
Doubeline Core Fix Income	258620301	0.000	2/26/2024	N/A	1,357.124	12,471.96	0.00	12,471.96
Doubeline Core Fix Income	258620301	0.000	2/26/2024	N/A	1,969.197	18,096.91	0.00	18,096.91
<b>Sub Total / Average Sell</b>					<b>21,007.142</b>	<b>245,003.329</b>	<b>0.00</b>	<b>245,003.33</b>

Mesa Water District  
Portfolio Holdings  
Investment Report | PARS Trust  
Report Format: By CUSIP / Ticker  
Group By: Portfolio Name  
Average By: Market Value  
Portfolio / Report Group: PARS Pension Trust  
As of 3/31/2024

Description	CUSIP/Ticker	Security Type	Face Amount/Shares	Cost Value	Market Value
<b>PARS Pension Trust</b>					
Baird Aggregate Bond Fund	057071854	Mutual Fund	85,144.99	819,968.48	828,460.71
Columbia Contrarian Fund	19766M709	Mutual Fund	34,198.61	930,009.18	1,219,864.13
DFA Large Cap	233203868	Mutual Fund	29,105.31	700,056.52	808,836.58
Dodge & Cox International	256206103	Mutual Fund	6,304.56	254,376.87	319,641.02
Dodge & Cox Stock Fund	256219106	Mutual Fund	3,742.66	705,467.93	965,713.14
Dodge Cox Income	256210105	Mutual Fund	63,096.86	796,548.27	785,555.97
Emerald Growth	317609253	Mutual Fund	28,636.19	657,467.22	743,682.06
Harbor Capital Appreciation	411512528	Mutual Fund	5,984.11	525,206.41	658,610.81
Hartford Schroders	41665X859	Mutual Fund	47,537.83	820,188.41	767,735.67
iShares Core US Aggregate	464287226	Mutual Fund	6,135.00	596,874.15	600,861.90
ishares Russell Mid Cap	464287499	Mutual Fund	14,903.00	834,388.71	1,253,193.27
ishares SP 500 Growth	464287309	Mutual Fund	7,661.00	458,148.65	646,894.84
iShares SP500	464287408	Mutual Fund	2,447.00	322,021.06	457,124.07
Mainstay MacKay	56063N881	Mutual Fund	30,930.65	158,979.29	159,292.82
MFS International	552746356	Mutual Fund	7,777.68	277,492.73	328,062.50
PGIM Total Return Bond	74440B884	Mutual Fund	66,291.13	890,164.06	790,853.22
Undiscovered	904504479	Mutual Fund	8,680.00	663,842.46	738,060.15
US Bank PARS   Pension Trust MM	MM4901	Money Market	663,409.83	663,409.83	663,409.83
Vanguard Growth & Income	921913208	Mutual Fund	23,515.00	1,905,695.50	2,385,361.39
Vanguard Real Estate	922908553	Mutual Fund	3,461.00	286,002.28	299,307.28
<b>Sub Total / Average PARS Pension Trust</b>			<b>1,138,962.41</b>	<b>13,266,308.01</b>	<b>15,420,521.36</b>
<b>Total / Average</b>			<b>1,138,962.41</b>	<b>13,266,308.01</b>	<b>15,420,521.36</b>



Mesa Water District  
Transactions Summary  
Quarterly Treasurer's Status Report - Investment Activity  
Group By: Action  
Portfolio / Report Group: PARS Pension Trust  
Begin Date: 12/31/2023, End Date: 03/31/2024

Description	CUSIP/Ticker	YTM @ Cost	Settlement Date	Maturity Date	Face Amount/Shares	Principal	Interest/Dividends	Total
<b>Buy</b>								
iShares Core US Aggregate	464287226	0.000	2/26/2024	N/A	6,135.00	596,874.15	0.00	596,874.15
Mainstay MacKay	56063N881	0.000	2/26/2024	N/A	30,577.237	157,167.00	0.00	157,167.00
Baird Aggregate Bond Fund	057071854	0.000	2/27/2024	N/A	84,866.667	817,266.00	0.00	817,266.00
Mainstay MacKay	56063N881	0.000	2/29/2024	N/A	193.875	990.70	0.00	990.70
Baird Aggregate Bond Fund	057071854	0.000	3/26/2024	N/A	278.319	2,702.48	0.00	2,702.48
Mainstay MacKay	56063N881	0.000	3/28/2024	N/A	159.532	821.59	0.00	821.59
<b>Sub Total / Average Buy</b>					<b>122,210.63</b>	<b>1,575,821.92</b>	<b>0.00</b>	<b>1,575,821.92</b>
<b>Dividend</b>								
PGIM Total Return Bond	74440B884	0.000	1/31/2024	N/A	0.00	0.00	4,008.70	4,008.70
Doubeline Core Fix Income	258620301	0.000	2/2/2024	N/A	0.00	0.00	3,962.50	3,962.50
ishares MBS ETF	464288588	0.000	2/7/2024	N/A	0.00	0.00	902.41	902.41
Mainstay MacKay	56063N881	0.000	2/29/2024	N/A	0.00	0.00	990.70	990.70
PGIM Total Return Bond	74440B884	0.000	2/29/2024	N/A	0.00	0.00	3,680.61	3,680.61
iShares Core US Aggregate	464287226	0.000	3/7/2024	N/A	0.00	0.00	1,755.85	1,755.85
Baird Aggregate Bond Fund	057071854	0.000	3/26/2024	N/A	0.00	0.00	2,702.48	2,702.48
Dodge Cox Income	256210105	0.000	3/26/2024	N/A	0.00	0.00	8,139.50	8,139.50
Dodge & Cox Stock Fund	256219106	0.000	3/26/2024	N/A	0.00	0.00	3,413.28	3,413.28
iShares SP500	464287408	0.000	3/27/2024	N/A	0.00	0.00	2,061.34	2,061.34
Vanguard Real Estate	922908553	0.000	3/27/2024	N/A	0.00	0.00	2,534.84	2,534.84
ishares SP 500 Growth	464287309	0.000	3/27/2024	N/A	0.00	0.00	640.54	640.54
ishares Russell Mid Cap	464287499	0.000	3/27/2024	N/A	0.00	0.00	3,248.15	3,248.15
Mainstay MacKay	56063N881	0.000	3/28/2024	N/A	0.00	0.00	821.59	821.59
PGIM Total Return Bond	74440B884	0.000	3/28/2024	N/A	0.00	0.00	3,317.06	3,317.06
<b>Sub Total / Average Dividend</b>					<b>0.00</b>	<b>0.00</b>	<b>42,179.55</b>	<b>42,179.55</b>
<b>Interest</b>								
US Bank PARS   Pension Trust MM	MM4901	0.000	1/31/2024	N/A	0.00	0.00	5.37	5.37
US Bank PARS   Pension Trust MM	MM4901	0.000	1/31/2024	N/A	0.00	0.00	2,834.39	2,834.39
US Bank PARS   Pension Trust MM	MM4901	0.000	2/29/2024	N/A	0.00	0.00	1.17	1.17
US Bank PARS   Pension Trust MM	MM4901	0.000	2/29/2024	N/A	0.00	0.00	2,755.41	2,755.41
US Bank PARS   Pension Trust MM	MM4901	0.000	3/25/2024	N/A	0.00	0.00	19,529.04	19,529.04
US Bank PARS   Pension Trust MM	MM4901	0.000	3/31/2024	N/A	0.00	0.00	2,746.20	2,746.20

Description	CUSIP/Ticker	YTM @ Cost	Settlement Date	Maturity Date	Face Amount/Shares	Principal	Interest/Dividends	Total
<b>Sub Total / Average Interest</b>					<b>0.00</b>	<b>0.00</b>	<b>27,871.58</b>	<b>27,871.58</b>
<b>Sell</b>								
Dodge Cox Income	256210105	0.000	2/26/2024	N/A	13,837.973	172,006.00	0.00	172,006.00
ishares MBS ETF	464288588	0.000	2/26/2024	N/A	28.00	2,570.099	0.00	2,570.10
ishares MBS ETF	464288588	0.000	2/26/2024	N/A	33.00	3,029.046	0.00	3,029.05
ishares MBS ETF	464288588	0.000	2/26/2024	N/A	57.00	5,231.988	0.00	5,231.99
ishares MBS ETF	464288588	0.000	2/26/2024	N/A	119.00	10,922.922	0.00	10,922.92
ishares MBS ETF	464288588	0.000	2/26/2024	N/A	493.00	45,252.107	0.00	45,252.11
ishares MBS ETF	464288588	0.000	2/26/2024	N/A	786.00	72,146.361	0.00	72,146.36
ishares MBS ETF	464288588	0.000	2/26/2024	N/A	1,524.00	139,886.837	0.00	139,886.84
PGIM Total Return Bond	74440B884	0.000	2/26/2024	N/A	229.729	2,717.694	0.00	2,717.69
PGIM Total Return Bond	74440B884	0.000	2/26/2024	N/A	279.791	3,309.928	0.00	3,309.93
PGIM Total Return Bond	74440B884	0.000	2/26/2024	N/A	896.242	10,602.543	0.00	10,602.54
PGIM Total Return Bond	74440B884	0.000	2/26/2024	N/A	1,495.503	17,691.80	0.00	17,691.80
PGIM Total Return Bond	74440B884	0.000	2/26/2024	N/A	3,054.107	36,130.086	0.00	36,130.09
PGIM Total Return Bond	74440B884	0.000	2/26/2024	N/A	8,203.208	97,043.95	0.00	97,043.95
Doueline Core Fix Income	258620301	0.000	2/26/2024	N/A	0.004	0.034	0.00	0.03
Doueline Core Fix Income	258620301	0.000	2/26/2024	N/A	306.61	2,817.746	0.00	2,817.75
Doueline Core Fix Income	258620301	0.000	2/26/2024	N/A	433.499	3,983.856	0.00	3,983.86
Doueline Core Fix Income	258620301	0.000	2/26/2024	N/A	492.816	4,528.98	0.00	4,528.98
Doueline Core Fix Income	258620301	0.000	2/26/2024	N/A	821.059	7,545.533	0.00	7,545.53
Doueline Core Fix Income	258620301	0.000	2/26/2024	N/A	1,123.59	10,325.793	0.00	10,325.79
Doueline Core Fix Income	258620301	0.000	2/26/2024	N/A	1,452.751	13,350.783	0.00	13,350.78
Doueline Core Fix Income	258620301	0.000	2/26/2024	N/A	1,557.938	14,317.452	0.00	14,317.45
Doueline Core Fix Income	258620301	0.000	2/26/2024	N/A	1,663.738	15,289.754	0.00	15,289.75
Doueline Core Fix Income	258620301	0.000	2/26/2024	N/A	1,961.59	18,026.98	0.00	18,026.98
Doueline Core Fix Income	258620301	0.000	2/26/2024	N/A	1,975.398	18,153.91	0.00	18,153.91
Doueline Core Fix Income	258620301	0.000	2/26/2024	N/A	2,446.03	22,479.018	0.00	22,479.02
Doueline Core Fix Income	258620301	0.000	2/26/2024	N/A	2,727.097	25,062.024	0.00	25,062.02
Doueline Core Fix Income	258620301	0.000	2/26/2024	N/A	2,984.846	27,430.738	0.00	27,430.74
Doueline Core Fix Income	258620301	0.000	2/26/2024	N/A	3,377.446	31,038.732	0.00	31,038.73
Doueline Core Fix Income	258620301	0.000	2/26/2024	N/A	3,399.47	31,241.133	0.00	31,241.13
Doueline Core Fix Income	258620301	0.000	2/26/2024	N/A	3,443.22	31,643.196	0.00	31,643.20
Doueline Core Fix Income	258620301	0.000	2/26/2024	N/A	3,555.83	32,678.082	0.00	32,678.08
Doueline Core Fix Income	258620301	0.000	2/26/2024	N/A	3,632.035	33,378.406	0.00	33,378.41
Doueline Core Fix Income	258620301	0.000	2/26/2024	N/A	4,985.02	45,812.339	0.00	45,812.34
Doueline Core Fix Income	258620301	0.000	2/26/2024	N/A	5,048.526	46,395.959	0.00	46,395.96
Doueline Core Fix Income	258620301	0.000	2/26/2024	N/A	5,964.453	54,813.33	0.00	54,813.33
Doueline Core Fix Income	258620301	0.000	2/26/2024	N/A	6,882.673	63,251.772	0.00	63,251.77

Description	CUSIP/Ticker	YTM @ Cost	Settlement Date	Maturity Date	Face Amount/Shares	Principal	Interest/Dividends	Total
Doubeline Core Fix Income	258620301	0.000	2/26/2024	N/A	7,164.116	65,838.234	0.00	65,838.23
Doubeline Core Fix Income	258620301	0.000	2/26/2024	N/A	7,177.095	65,957.511	0.00	65,957.51
Doubeline Core Fix Income	258620301	0.000	2/26/2024	N/A	8,532.825	78,416.671	0.00	78,416.67
Doubeline Core Fix Income	258620301	0.000	2/26/2024	N/A	20,487.309	188,278.392	0.00	188,278.39
<b>Sub Total / Average Sell</b>					<b>134,633.537</b>	<b>1,570,597.719</b>	<b>0.00</b>	<b>1,570,597.72</b>

**Mesa Water District**  
**Monthly Treasurer's Status Report on Investments**  
**2/29/2024**



Investments are in compliance with the Investment Policy adopted as Resolution 1575 of the Mesa Water District Board of Directors. The liquidity of investments will meet cash flow needs for the next six months except under unforeseen catastrophic circumstances.

<b>INVESTMENTS</b>	<b>YTM@Cost</b>	<b>Cost Value</b>	<b>Market Value</b>	<b>Maturity Date</b>	<b>Days to Maturity</b>	<b>% of Portfolio</b>	<b>Policy % Limit</b>
Local Agency Investment Fund (LAIF)	4.12%	1,134.37	1,134.37	Liquid	1	0.00%	No Limit
Orange County Investment Pool (OCIP)	4.01%	16,017.22	16,017.22	Liquid	1	0.07%	No Limit
Miscellaneous Cash (Petty, Emergency, etc.)	0.00%	14,000.00	14,000.00	Liquid	1	0.06%	N/A
<b>US Bank Custody Account</b>							
Negotiable Certificate of Deposit	1.45%	7,454,000.00	7,184,008.64	Various	518	31.07%	30.00%
US Agency Bonds	0.81%	10,546,042.04	9,907,544.45	Various	611	42.87%	No Limit
US Treasury Bonds	0.60%	1,239,351.86	1,168,107.50	Various	582	5.05%	No Limit
<b>Sub Total / Average</b>	<b>1.05%</b>	<b>19,239,393.90</b>	<b>18,259,660.59</b>		<b>572</b>		
<b>US Bank Custody Account</b>							
Pacific Premier Bank	4.93%	3,325.12	3,325.12	Liquid	1	0.01%	No Limit
Pacific Premier Bank	1.25%	4,826,092.06	4,826,092.06	Liquid	1	20.87%	No Limit
<b>Total / Average</b>	<b>1.09%</b>	<b>\$ 24,099,962.67</b>	<b>\$ 23,120,229.36</b>		<b>463</b>	<b>100.00%</b>	

<b>PARS OPEB &amp; PENSION TRUS</b>	<b>Monthly Rate of Return</b>	<b>Cost Value</b>	<b>Market Value</b>
Public Agency Retirement Services (PARS)			
Capital Appreciation HighMark PLUS Fund			
OPEB	3.50%	\$ 2,105,744.13	\$ 2,340,129.31
Pension Trust	3.50%	\$ 13,221,236.41	\$ 15,013,104.84
		<b>\$ 15,326,980.54</b>	<b>\$ 17,353,234.15</b>

**PARS OPEB & Pension Trust Benchmark | S & P 500 Index**  
1 Month | 5.17 %

<b>RISK RETENTION CORPORATION</b>	<b>Monthly Rate of Return</b>	<b>Balance</b>
Pacific Premier Bank	N/A	\$ 153,087.76

**California | Local Government Investment Pools**

**(1) Local Agency Investment Fund | LAIF** includes funds designated for allocation of working capital cash to reserves, working capital cash and advances for construction. LAIF market value on Monthly Treasurer's Status Report on Investments for months between quarters is the dollar amount invested times the fair market value Fair Value factor of prior quarter end. The general ledger LAIF carrying value reflects market value (unrealized gains and losses) only at fiscal year end. LAIF provides the Fair Value factor as of March 31, June 30, September 30 and December 31 each year. LAIF market value on this report is based on the December 2023 Fair Value Factor of 0.993543131.

**(2) Orange County Treasurer's Investment Pool | OCIP** - The 2024 Net Asset Value Factor is estimated at 1.00, and the interest rate is the Monthly Net Yield.

**Weighted Average Return**

Mesa Water® Funds | 1.09 %  
Benchmark: 3 Month Treasury Bill - February 2024 | 5.44 %

**Weighted Average Maturity**

Years | 1.27 Days | 463

\*OCIP Monthly Net Yield not available at reporting deadline; January data is published.

Mesa Water District  
Transactions Summary  
Monthly Treasurer's Status Report - Investment Activity  
Group By: Action  
Portfolio / Report Group: Report Group | Treasurer's Report  
Begin Date: 01/31/2024, End Date: 02/29/2024

Description	CUSIP/Ticker	YTM @ Cost	Settlement Date	Maturity Date	Face Amount/Shares	Principal	Interest/Dividends	Total
<b>Interest</b>								
Live Oak Banking NC 0.5 2/10/2026	538036NE0	0.000	2/1/2024	2/10/2026	0.00	0.00	105.74	105.74
FFCB 0.45 2/2/2026-23	3133EMPD8	0.000	2/2/2024	2/2/2026	0.00	0.00	675.00	675.00
Seattle Bank WA 0.75 6/2/2025-20	81258PKJ1	0.000	2/2/2024	6/2/2025	0.00	0.00	158.61	158.61
FFCB 0.32 2/3/2025-21	3133EMPV8	0.000	2/3/2024	2/3/2025	0.00	0.00	400.00	400.00
Apex Bank TN 0.95 5/8/2025	03753XBK5	0.000	2/8/2024	5/8/2025	0.00	0.00	200.91	200.91
Farm Bureau Bank NV 0.25 7/9/2024	307660LK4	0.000	2/9/2024	7/9/2024	0.00	0.00	52.87	52.87
FHLB 0.53 2/10/2026	3130AKWW2	0.000	2/10/2024	2/10/2026	0.00	0.00	821.50	821.50
FNMA 0.5 8/14/2025-23	3135G05S8	0.000	2/14/2024	8/14/2025	0.00	0.00	625.00	625.00
Medallion Bank UT 0.6 7/15/2025	58404DHM6	0.000	2/15/2024	7/15/2025	0.00	0.00	126.89	126.89
Evergreen Bank IL 4 12/16/2026	300185LF0	0.000	2/16/2024	12/16/2026	0.00	0.00	845.92	845.92
Texas Exchange Bank TX 0.6 12/18/2025	88241TJR2	0.000	2/18/2024	12/18/2025	0.00	0.00	126.89	126.89
Garnett State Bank 1.7 11/19/2024	366526AW1	0.000	2/19/2024	11/19/2024	0.00	0.00	359.52	359.52
Luana Savings Bank IA 0.2 8/19/2024	549104WN3	0.000	2/19/2024	8/19/2024	0.00	0.00	251.05	251.05
Citizens State Bank 1.7 11/22/2024	176688CR8	0.000	2/22/2024	11/22/2024	0.00	0.00	359.52	359.52
Orange County Investment Pool LGIP	LGIP9LC	0.000	2/22/2024	N/A	0.00	0.00	55.83	55.83
Celtic Bank UT 1.65 10/23/2024	15118RSV0	0.000	2/23/2024	10/23/2024	0.00	0.00	348.94	348.94
FHLB 0.625 2/24/2025-22	3130ANQ86	0.000	2/24/2024	2/24/2025	0.00	0.00	781.25	781.25
FHLB 0.625 2/24/2026-21	3130AL7M0	0.000	2/24/2024	2/24/2026	0.00	0.00	781.25	781.25
Eaglebank MD 2.5 5/24/2024	27002YEN2	0.000	2/24/2024	5/24/2024	0.00	0.00	528.70	528.70
UBS Bank UT 0.95 8/25/2026	90348JS50	0.000	2/25/2024	8/25/2026	0.00	0.00	200.91	200.91
FNMA 0.375 8/25/2025	3135G05X7	0.000	2/25/2024	8/25/2025	0.00	0.00	468.75	468.75
Signature Federal CR 4.4 1/31/2028	82671DAB3	0.000	2/29/2024	1/31/2028	0.00	0.00	870.48	870.48
Alliant Credit Union IL 4.85 12/30/2027	01882MAA0	0.000	2/29/2024	12/30/2027	0.00	0.00	988.60	988.60
First Commercial Bank MS 0.3 3/31/2025	31984GFK0	0.000	2/29/2024	3/31/2025	0.00	0.00	61.40	61.40
Enerbank UT 1.15 4/29/2024	29278TNY2	0.000	2/29/2024	4/29/2024	0.00	0.00	243.20	243.20
Transportation Alliance Bank 0.4 1/30/2025	89388CFD5	0.000	2/29/2024	1/30/2025	0.00	0.00	81.21	81.21
First Freedom Bank 1.1 4/30/2024	32027BAM9	0.000	2/29/2024	4/30/2024	0.00	0.00	225.12	225.12
US Bank   Custodian MM	MM65000	0.000	2/29/2024	N/A	0.00	0.00	9,117.89	9,117.89
<b>Sub Total / Average Interest</b>					<b>0.00</b>	<b>0.00</b>	<b>19,862.95</b>	<b>19,862.95</b>
<b>Sell</b>								
T-Note 0.25 6/15/2024	91282CCG4	0.000	2/22/2024	6/15/2024	250,000.00	246,050.00	117.83	246,167.83
FHLMC 0.45 7/8/2024-22	3134GV4S4	0.000	2/22/2024	7/8/2024	750,000.00	736,192.50	412.50	736,605.00
<b>Sub Total / Average Sell</b>					<b>1,000,000.00</b>	<b>982,242.50</b>	<b>530.33</b>	<b>982,772.83</b>

Mesa Water District  
Portfolio Holdings  
Compliance Report | Investment Policy - Detail  
Report Format: By Transaction  
Group By: Asset Category  
Average By: Face Amount / Shares  
Portfolio / Report Group: Report Group | Treasurer's Report  
As of 2/29/2024

Description	CUSIP/Ticker	% of Portfolio	Settlement Date	Maturity Date	Days To Maturity	Face Amount/Shares	Cost Value	Market Value	YTM @ Cost	Security Sector
<b>01. LAIF   Policy - 75M Per Account</b>										
LAIF LGIP	LGIP0012	0.00	6/30/2010	N/A	1	1,134.37	1,134.37	1,134.37	4.122	Local Government Investment Pool
<b>Sub Total / Average 01. LAIF   Policy - 75M Per Account</b>		<b>0.00</b>			<b>1</b>	<b>1,134.37</b>	<b>1,134.37</b>	<b>1,134.37</b>	<b>4.122</b>	
<b>02. Orange County LGIP - OCIP   Policy - No Limit</b>										
Orange County Investment Pool LGIP	LGIP9LC	0.07	9/30/2011	N/A	1	16,017.22	16,017.22	16,017.22	4.012	Local Government Investment Pool
<b>Sub Total / Average 02. Orange County LGIP - OCIP   Policy - No Limit</b>		<b>0.07</b>			<b>1</b>	<b>16,017.22</b>	<b>16,017.22</b>	<b>16,017.22</b>	<b>4.012</b>	
<b>03. Miscellaneous Cash ( Petty   Emergency )</b>										
Miscellaneous Cash	CASH	0.06	6/30/2015	N/A	1	14,000.00	14,000.00	14,000.00	0.000	Cash
<b>Sub Total / Average 03. Miscellaneous Cash ( Petty   Emergency )</b>		<b>0.06</b>			<b>1</b>	<b>14,000.00</b>	<b>14,000.00</b>	<b>14,000.00</b>	<b>0.000</b>	
<b>04. Negotiable CD30%</b>										
Capital One VA 2.65 5/22/2024	14042RLP4	1.02	5/22/2019	5/22/2024	83	246,000.00	246,000.00	244,482.18	2.650	Certificate Of Deposit
Eaglebank MD 2.5 5/24/2024	27002YEN2	1.03	5/24/2019	5/24/2024	85	249,000.00	249,000.00	247,406.40	2.500	Certificate Of Deposit
Sallie Mae Bank UT 1.9 10/16/2024	7954504P7	1.02	10/17/2019	10/16/2024	230	247,000.00	247,000.00	242,064.94	1.900	Certificate Of Deposit
Celtic Bank UT 1.65 10/23/2024	15118RSV0	1.03	10/23/2019	10/23/2024	237	249,000.00	249,000.00	243,514.53	1.650	Certificate Of Deposit
Garnett State Bank 1.7 11/19/2024	366526AW1	1.03	11/19/2019	11/19/2024	264	249,000.00	249,000.00	243,046.41	1.700	Certificate Of Deposit
Citizens State Bank 1.7 11/22/2024	176688CR8	1.03	11/22/2019	11/22/2024	267	249,000.00	249,000.00	242,984.16	1.700	Certificate Of Deposit
Baycoast Bank MA 0.9 3/31/2025	072727BG4	1.03	3/31/2020	3/31/2025	396	248,000.00	248,000.00	237,370.72	0.900	Certificate Of Deposit
Enerbank UT 1.15 4/29/2024	29278TNY2	1.03	4/29/2020	4/29/2024	60	249,000.00	249,000.00	247,296.84	1.150	Certificate Of Deposit
Flagstar Bank MI 1.25 4/30/2025	33847E3A3	1.03	4/30/2020	4/30/2025	426	248,000.00	248,000.00	237,616.24	1.250	Certificate Of Deposit
First Freedom Bank 1.1 4/30/2024	32027BAM9	1.03	4/30/2020	4/30/2024	61	249,000.00	249,000.00	247,276.92	1.100	Certificate Of Deposit
Apex Bank TN 0.95 5/8/2025	03753XBK5	1.03	5/8/2020	5/8/2025	434	249,000.00	249,000.00	237,498.69	0.950	Certificate Of Deposit
Seattle Bank WA 0.75 6/2/2025-20	81258PKJ1	1.03	6/2/2020	6/2/2025	459	249,000.00	249,000.00	236,333.37	0.750	Certificate Of Deposit
Medallion Bank UT 0.6 7/15/2025	58404DHM6	1.03	7/15/2020	7/15/2025	502	249,000.00	249,000.00	234,797.04	0.600	Certificate Of Deposit
BMW Bank UT 0.5 9/25/2025	05580AXF6	1.03	9/25/2020	9/25/2025	574	249,000.00	249,000.00	232,869.78	0.500	Certificate Of Deposit
BMO Harris Bank IL 0.5 3/28/2025-20	05600XAY6	1.03	9/28/2020	3/28/2025	393	249,000.00	249,000.00	237,314.43	0.500	Certificate Of Deposit
First Commercial Bank MS 0.3 3/31/2025	31984GFK0	1.03	9/30/2020	3/31/2025	396	249,000.00	249,000.00	236,664.54	0.300	Certificate Of Deposit
Farm Bureau Bank NV 0.25 7/9/2024	307660LK4	1.03	10/9/2020	7/9/2024	131	249,000.00	249,000.00	244,595.19	0.250	Certificate Of Deposit
Texas Exchange Bank TX 0.6 12/18/2025	88241TJR2	1.03	12/18/2020	12/18/2025	658	249,000.00	249,000.00	231,179.07	0.600	Certificate Of Deposit

Description	CUSIP/Ticker	% of Portfolio	Settlement Date	Maturity Date	Days To Maturity	Face Amount/Shares	Cost Value	Market Value	YTM @ Cost	Security Sector
JPMorgan Chase OH 0.5 12/29/2025-21	48128UUZ0	1.03	12/29/2020	12/29/2025	669	249,000.00	249,000.00	230,598.90	0.500	Certificate Of Deposit
Live Oak Banking NC 0.5 2/10/2026	538036NE0	1.03	2/10/2021	2/10/2026	712	249,000.00	249,000.00	229,550.61	0.500	Certificate Of Deposit
Luana Savings Bank IA 0.2 8/19/2024	549104WN3	1.03	2/19/2021	8/19/2024	172	249,000.00	249,000.00	243,205.77	0.200	Certificate Of Deposit
Toyota Financial Savings NV 0.95 7/29/2026	89235MLE9	1.03	7/29/2021	7/29/2026	881	248,000.00	248,000.00	228,050.88	0.950	Certificate Of Deposit
Transportation Alliance Bank 0.4 1/30/2025	89388CFD5	1.02	8/3/2021	1/30/2025	336	247,000.00	247,000.00	236,744.56	0.400	Certificate Of Deposit
UBS Bank UT 0.95 8/25/2026	90348JS50	1.03	8/25/2021	8/25/2026	908	249,000.00	249,000.00	228,487.38	0.950	Certificate Of Deposit
Synchrony Bank UT 0.55 9/3/2024	87164WA73	1.03	9/3/2021	9/3/2024	187	249,000.00	249,000.00	243,385.05	0.550	Certificate Of Deposit
Capital One Bank VA 1.1 11/17/2026	14042TDW4	1.03	11/17/2021	11/17/2026	992	248,000.00	248,000.00	227,552.40	1.100	Certificate Of Deposit
Discover Bank3.4 7/6/2027	254673L38	1.02	7/6/2022	7/6/2027	1,223	245,000.00	245,000.00	239,073.45	3.400	Certificate Of Deposit
Evergreen Bank IL 4 12/16/2026	300185LF0	1.03	12/16/2022	12/16/2026	1,021	249,000.00	249,000.00	247,003.02	4.000	Certificate Of Deposit
Alliant Credit Union IL 4.85 12/30/2027	01882MAA0	1.03	12/30/2022	12/30/2027	1,400	248,000.00	248,000.00	254,423.20	4.850	Certificate Of Deposit
Signature Federal CR 4.4 1/31/2028	82671DAB3	1.03	1/31/2023	1/31/2028	1,432	249,000.00	249,000.00	251,621.97	4.400	Certificate Of Deposit
<b>Sub Total / Average 04. Negotiable CD30%</b>		<b>30.90</b>			<b>519</b>	<b>7,454,000.00</b>	<b>7,454,000.00</b>	<b>7,184,008.64</b>	<b>1.423</b>	

**05. US Agency - No Limit**

FHLMC 0.7 5/13/2025-21	3134GVSY5	2.07	5/13/2020	5/13/2025	439	500,000.00	501,600.00	475,970.00	0.635	US Agency
FHLMC 0.5 5/20/2024-22	3134GVXR4	2.07	5/21/2020	5/20/2024	81	500,000.00	501,793.25	494,540.00	0.409	US Agency
FHLMC 0.4 9/30/2025-21	3134GWVP8	1.04	9/30/2020	9/30/2025	579	250,000.00	250,000.00	233,367.50	0.400	US Agency
FHLMC 0.35 9/30/2024-22	3134GWVM5	1.04	9/30/2020	9/30/2024	214	250,000.00	250,748.13	243,257.50	0.275	US Agency
FNMA 0.54 11/3/2025-22	3135GA2G5	2.07	10/30/2020	11/3/2025	613	500,000.00	501,999.50	464,715.00	0.459	US Agency
FNMA 0.375 8/25/2025	3135G05X7	1.04	11/12/2020	8/25/2025	543	250,000.00	249,231.00	234,237.50	0.440	US Agency
FNMA 0.56 11/17/2025-22	3135GA2Z3	1.35	11/17/2020	11/17/2025	627	325,000.00	325,322.73	302,217.50	0.540	US Agency
FNMA 0.58 11/25/2025-22	3135GA5E7	1.04	11/30/2020	11/25/2025	635	250,000.00	250,983.75	231,895.00	0.499	US Agency
FNMA 0.6 7/29/2025-22	3136G4D75	1.04	12/18/2020	7/29/2025	516	250,000.00	251,610.25	235,417.50	0.459	US Agency
FFCB 0.47 12/22/2025-22	3133EMLC4	1.04	12/22/2020	12/22/2025	662	250,000.00	250,747.00	231,500.00	0.410	US Agency
FFCB 0.32 2/3/2025-21	3133EMPV8	1.04	2/5/2021	2/3/2025	340	250,000.00	250,148.18	239,710.00	0.305	US Agency
FHLB 0.625 2/24/2026-21	3130AL7M0	1.04	3/2/2021	2/24/2026	726	250,000.00	248,487.50	230,647.50	0.749	US Agency
FFCB 0.45 2/2/2026-23	3133EMPD8	1.24	3/2/2021	2/2/2026	704	300,000.00	295,947.00	276,408.00	0.730	US Agency
FFCB 0.3 11/12/2024-21	3133EMQQ8	1.04	3/2/2021	11/12/2024	257	250,000.00	249,487.50	241,725.00	0.356	US Agency
FFCB 0.43 3/3/2025	3133EMSJ2	1.04	3/3/2021	3/3/2025	368	250,000.00	249,747.50	239,655.00	0.455	US Agency
FHLB 0.6 3/10/2026-21	3130ALFX7	1.04	3/10/2021	3/10/2026	740	250,000.00	248,237.50	230,295.00	0.743	US Agency
FHLB 0.75 3/16/2026-21	3130ALF33	1.04	3/24/2021	3/16/2026	746	250,000.00	250,000.00	230,862.50	0.750	US Agency
FHLB 0.5 3/10/2025-21	3130ALDZ4	1.04	3/24/2021	3/10/2025	375	250,000.00	250,000.00	238,247.50	0.500	US Agency
FHLMC 0.45 10/29/2025-21	3134GW3J3	1.04	4/22/2021	10/29/2025	608	250,000.00	248,237.50	232,750.00	0.608	US Agency
FNMA 0.5 8/14/2025-23	3135G05S8	1.04	4/29/2021	8/14/2025	532	250,000.00	248,875.00	234,932.50	0.606	US Agency
FHLMC 1.03 4/29/2026-22	3130ALZM9	1.04	4/29/2021	4/29/2026	790	250,000.00	251,507.75	231,170.00	0.906	US Agency
FHLMC 0.65 10/27/2025-21	3134GW5R3	1.55	5/25/2021	10/27/2025	606	375,000.00	375,000.00	350,388.75	0.650	US Agency
FHLB 0.875 5/26/2026-21	3130AMHB1	1.04	5/28/2021	5/26/2026	817	250,000.00	250,500.00	229,665.00	0.834	US Agency
FFCB 0.6 6/16/2025-22	3133EMH47	1.04	6/17/2021	6/16/2025	473	250,000.00	250,687.50	236,560.00	0.530	US Agency
FFCB 0.9 6/15/2026-22	3133EMH21	1.04	6/17/2021	6/15/2026	837	250,000.00	250,800.00	229,342.50	0.834	US Agency
FFCB 0.53 9/29/2025-21	3133EMBH4	2.07	6/17/2021	9/29/2025	578	500,000.00	497,500.00	467,955.00	0.649	US Agency
FHLB 0.53 2/10/2026	3130AKWW2	1.28	8/19/2021	2/10/2026	712	310,000.00	308,124.50	285,872.70	0.667	US Agency

Description	CUSIP/Ticker	% of Portfolio	Settlement Date	Maturity Date	Days To Maturity	Face Amount/Shares	Cost Value	Market Value	YTM @ Cost	Security Sector
FHLB 0.625 2/24/2025-22	3130ANQ86	1.04	8/24/2021	2/24/2025	361	250,000.00	250,996.00	239,015.00	0.510	US Agency
FFCB 0.8 3/9/2026-23	3133EMSU7	1.04	9/24/2021	3/9/2026	739	250,000.00	250,702.50	231,057.50	0.736	US Agency
FFCB 0.94 9/28/2026-22	3133EM6E7	1.04	9/28/2021	9/28/2026	942	250,000.00	250,862.50	227,555.00	0.869	US Agency
FHLMC 0.8 10/27/2026-21	3134GW4C7	1.04	11/10/2021	10/27/2026	971	250,000.00	246,800.00	226,635.00	1.065	US Agency
FHLB 0.85 3/30/2026-21	3130ANY79	1.04	11/10/2021	3/30/2026	760	250,000.00	248,927.50	231,005.00	0.950	US Agency
FFCB 1.46 11/30/2026-23	3133ENFP0	1.04	11/30/2021	11/30/2026	1,005	250,000.00	251,687.50	229,517.50	1.320	US Agency
FFCB 1.32 1/21/2025	3133ENLU2	1.04	3/17/2022	1/21/2025	327	250,000.00	244,844.50	241,865.00	2.070	US Agency
FFCB 1.68 3/10/2027	3133ENRD4	1.04	3/17/2022	3/10/2027	1,105	250,000.00	243,898.50	230,387.50	2.200	US Agency
FHLB 3 4/21/2027-23	3130ARJF9	1.04	4/21/2022	4/21/2027	1,147	250,000.00	250,000.00	237,822.50	3.000	US Agency
FHLB 3.125 10/29/2026-24	3130ARUF6	1.04	5/12/2022	10/29/2026	973	250,000.00	250,000.00	239,380.00	3.125	US Agency
<b>Sub Total / Average 05. US Agency - No Limit</b>		<b>43.77</b>			<b>615</b>	<b>10,560,000.00</b>	<b>10,546,042.04</b>	<b>9,907,544.45</b>	<b>0.809</b>	
<b>06. US Treasury - No Limit</b>										
T-Note 0.25 6/30/2025	912828ZW3	1.04	4/22/2021	6/30/2025	487	250,000.00	247,256.86	235,255.00	0.515	US Treasury
T-Note 0.375 1/31/2026	91282CBH3	1.04	4/29/2021	1/31/2026	702	250,000.00	245,973.50	230,527.50	0.720	US Treasury
T-Note 0.375 4/30/2025	912828ZL7	1.04	7/1/2021	4/30/2025	426	250,000.00	248,296.00	237,197.50	0.555	US Treasury
T-Note 0.375 4/30/2025	912828ZL7	1.04	8/19/2021	4/30/2025	426	250,000.00	249,312.75	237,197.50	0.450	US Treasury
T-Note 0.625 7/31/2026	91282CCP4	1.04	9/24/2021	7/31/2026	883	250,000.00	248,512.75	227,930.00	0.750	US Treasury
<b>Sub Total / Average 06. US Treasury - No Limit</b>		<b>5.18</b>			<b>585</b>	<b>1,250,000.00</b>	<b>1,239,351.86</b>	<b>1,168,107.50</b>	<b>0.598</b>	
<b>07. US Bank MM Custody   Policy 50%</b>										
US Bank   Custodian MM	MM65000	0.01	7/31/2020	N/A	1	3,325.12	3,325.12	3,325.12	4.930	Money Market
<b>Sub Total / Average 07. US Bank MM Custody   Policy 50%</b>		<b>0.01</b>			<b>1</b>	<b>3,325.12</b>	<b>3,325.12</b>	<b>3,325.12</b>	<b>4.930</b>	
<b>09. Pacific Premier Bank   Policy - n/a</b>										
Pacific Premier Bank   Checking Cash	MM0831	20.00	5/28/2020	N/A	1	4,826,092.06	4,826,092.06	4,826,092.06	1.250	Cash
<b>Sub Total / Average 09. Pacific Premier Bank   Policy - n/a</b>		<b>20.00</b>			<b>1</b>	<b>4,826,092.06</b>	<b>4,826,092.06</b>	<b>4,826,092.06</b>	<b>1.250</b>	
<b>Total / Average</b>		<b>100</b>			<b>460</b>	<b>24,124,568.77</b>	<b>24,099,962.67</b>	<b>23,120,229.36</b>	<b>1.079</b>	



Mesa Water District  
Portfolio Holdings  
Investment Report | PARS Trust  
Report Format: By CUSIP / Ticker  
Group By: Portfolio Name  
Average By: Market Value  
Portfolio / Report Group: PARS OPEB Trust  
As of 2/29/2024

Description	CUSIP/Ticker	Security Type	Face Amount/Shares	Cost Value	Market Value
<b>PARS OPEB Trust</b>					
Baird Aggregate Bond Fund	057071854	Mutual Fund	13,238.63	127,488.00	128,017.54
Columbia Contrarian Fund	19766M709	Mutual Fund	5,330.88	146,265.25	185,886.46
DFA Large Cap	233203868	Mutual Fund	4,535.57	110,051.39	121,916.21
Dodge & Cox International	256206103	Mutual Fund	982.74	42,936.30	47,523.88
Dodge & Cox Stock Fund	256219106	Mutual Fund	583.39	114,132.81	146,073.23
Dodge Cox Income	256210105	Mutual Fund	9,842.76	124,068.65	122,542.20
Emerald Growth	317609253	Mutual Fund	4,462.42	102,774.32	114,550.13
Harbor Capital Appreciation	411512528	Mutual Fund	932.55	79,237.23	101,934.20
Hartford Schroders	41665X859	Mutual Fund	7,521.20	129,276.52	117,180.38
iShares Core US Aggregate	464287226	Mutual Fund	957.00	93,106.53	93,163.95
ishares Russell Mid Cap	464287499	Mutual Fund	2,323.00	157,829.39	187,721.63
ishares SP 500 Growth	464287309	Mutual Fund	1,193.00	71,753.84	98,792.33
iShares SP500	464287408	Mutual Fund	381.00	51,181.52	68,351.40
Mainstay MacKay	56063N881	Mutual Fund	4,800.08	24,671.54	24,528.44
MFS International	552746356	Mutual Fund	1,212.47	46,595.61	50,135.17
PGIM Total Return Bond	74440B884	Mutual Fund	10,441.84	137,007.50	123,735.12
Undiscovered	904504479	Mutual Fund	1,377.86	107,260.83	110,490.11
US Bank PARS   OPEB Trust MM	MM4900	Money Market	91,713.74	91,713.74	91,713.74
Vanguard Growth & Income	921913208	Mutual Fund	3,667.28	303,898.61	359,761.74
Vanguard Real Estate	922908553	Mutual Fund	539.00	44,494.55	46,111.45
<b>Sub Total / Average PARS OPEB Trust</b>			<b>166,036.41</b>	<b>2,105,744.13</b>	<b>2,340,129.31</b>
<b>Total / Average</b>			<b>166,036.41</b>	<b>2,105,744.13</b>	<b>2,340,129.31</b>

Mesa Water District  
Transactions Summary  
Monthly Treasurer's Status Report - Investment Activity  
Group By: Action  
Portfolio / Report Group: PARS OPEB Trust  
Begin Date: 01/31/2024, End Date: 02/29/2024

Description	CUSIP/Ticker	YTM @ Cost	Settlement Date	Maturity Date	Face Amount/Shares	Principal	Interest/Dividends	Total
<b>Buy</b>								
iShares Core US Aggregate	464287226	0.000	2/26/2024	N/A	957.00	93,106.53	0.00	93,106.53
Mainstay MacKay	56063N881	0.000	2/26/2024	N/A	4,769.844	24,517.00	0.00	24,517.00
Baird Aggregate Bond Fund	057071854	0.000	2/27/2024	N/A	13,238.629	127,488.00	0.00	127,488.00
Mainstay MacKay	56063N881	0.000	2/29/2024	N/A	30.243	154.54	0.00	154.54
PGIM Total Return Bond	74440B884	0.000	2/29/2024	N/A	48.785	578.10	0.00	578.10
<b>Sub Total / Average Buy</b>					<b>19,044.501</b>	<b>245,844.17</b>	<b>0.00</b>	<b>245,844.17</b>
<b>Dividend</b>								
Doubeline Core Fix Income	258620301	0.000	2/2/2024	N/A	0.00	0.00	617.49	617.49
ishares MBS ETF	464288588	0.000	2/7/2024	N/A	0.00	0.00	140.41	140.41
Mainstay MacKay	56063N881	0.000	2/29/2024	N/A	0.00	0.00	154.54	154.54
PGIM Total Return Bond	74440B884	0.000	2/29/2024	N/A	0.00	0.00	578.10	578.10
<b>Sub Total / Average Dividend</b>					<b>0.00</b>	<b>0.00</b>	<b>1,490.54</b>	<b>1,490.54</b>
<b>Interest</b>								
US Bank PARS   OPEB Trust MM	MM4900	0.000	2/29/2024	N/A	0.00	0.00	0.09	0.09
US Bank PARS   OPEB Trust MM	MM4900	0.000	2/29/2024	N/A	0.00	0.00	411.98	411.98
<b>Sub Total / Average Interest</b>					<b>0.00</b>	<b>0.00</b>	<b>412.07</b>	<b>412.07</b>
<b>Sell</b>								
Dodge Cox Income	256210105	0.000	2/26/2024	N/A	2,146.179	26,677.00	0.00	26,677.00
ishares MBS ETF	464288588	0.000	2/26/2024	N/A	4.00	367.157	0.00	367.16
ishares MBS ETF	464288588	0.000	2/26/2024	N/A	4.00	367.157	0.00	367.16
ishares MBS ETF	464288588	0.000	2/26/2024	N/A	10.00	917.893	0.00	917.89
ishares MBS ETF	464288588	0.000	2/26/2024	N/A	11.00	1,009.682	0.00	1,009.68
ishares MBS ETF	464288588	0.000	2/26/2024	N/A	19.00	1,743.996	0.00	1,744.00
ishares MBS ETF	464288588	0.000	2/26/2024	N/A	80.00	7,343.141	0.00	7,343.14
ishares MBS ETF	464288588	0.000	2/26/2024	N/A	117.00	10,739.343	0.00	10,739.34
ishares MBS ETF	464288588	0.000	2/26/2024	N/A	228.00	20,927.951	0.00	20,927.95
PGIM Total Return Bond	74440B884	0.000	2/26/2024	N/A	15.10	178.633	0.00	178.63
PGIM Total Return Bond	74440B884	0.000	2/26/2024	N/A	15.962	188.83	0.00	188.83
PGIM Total Return Bond	74440B884	0.000	2/26/2024	N/A	17.813	210.728	0.00	210.73
PGIM Total Return Bond	74440B884	0.000	2/26/2024	N/A	18.308	216.584	0.00	216.58
PGIM Total Return Bond	74440B884	0.000	2/26/2024	N/A	18.997	224.734	0.00	224.73
PGIM Total Return Bond	74440B884	0.000	2/26/2024	N/A	204.362	2,417.602	0.00	2,417.60

Description	CUSIP/Ticker	YTM @ Cost	Settlement Date	Maturity Date	Face Amount/Shares	Principal	Interest/Dividends	Total
PGIM Total Return Bond	74440B884	0.000	2/26/2024	N/A	240.726	2,847.788	0.00	2,847.79
PGIM Total Return Bond	74440B884	0.000	2/26/2024	N/A	630.12	7,454.318	0.00	7,454.32
PGIM Total Return Bond	74440B884	0.000	2/26/2024	N/A	1,082.822	12,809.782	0.00	12,809.78
Doubeline Core Fix Income	258620301	0.000	2/26/2024	N/A	20.314	186.71	0.00	186.71
Doubeline Core Fix Income	258620301	0.000	2/26/2024	N/A	33.278	305.82	0.00	305.82
Doubeline Core Fix Income	258620301	0.000	2/26/2024	N/A	75.07	689.89	0.00	689.89
Doubeline Core Fix Income	258620301	0.000	2/26/2024	N/A	103.53	951.44	0.00	951.44
Doubeline Core Fix Income	258620301	0.000	2/26/2024	N/A	154.331	1,418.30	0.00	1,418.30
Doubeline Core Fix Income	258620301	0.000	2/26/2024	N/A	206.277	1,895.68	0.00	1,895.68
Doubeline Core Fix Income	258620301	0.000	2/26/2024	N/A	393.747	3,618.53	0.00	3,618.53
Doubeline Core Fix Income	258620301	0.000	2/26/2024	N/A	403.17	3,705.13	0.00	3,705.13
Doubeline Core Fix Income	258620301	0.000	2/26/2024	N/A	408.576	3,754.81	0.00	3,754.81
Doubeline Core Fix Income	258620301	0.000	2/26/2024	N/A	424.395	3,900.19	0.00	3,900.19
Doubeline Core Fix Income	258620301	0.000	2/26/2024	N/A	460.091	4,228.23	0.00	4,228.23
Doubeline Core Fix Income	258620301	0.000	2/26/2024	N/A	460.411	4,231.17	0.00	4,231.17
Doubeline Core Fix Income	258620301	0.000	2/26/2024	N/A	507.707	4,665.82	0.00	4,665.82
Doubeline Core Fix Income	258620301	0.000	2/26/2024	N/A	534.25	4,909.75	0.00	4,909.75
Doubeline Core Fix Income	258620301	0.000	2/26/2024	N/A	552.02	5,073.06	0.00	5,073.06
Doubeline Core Fix Income	258620301	0.000	2/26/2024	N/A	637.78	5,861.20	0.00	5,861.20
Doubeline Core Fix Income	258620301	0.000	2/26/2024	N/A	748.767	6,881.17	0.00	6,881.17
Doubeline Core Fix Income	258620301	0.000	2/26/2024	N/A	761.937	7,002.20	0.00	7,002.20
Doubeline Core Fix Income	258620301	0.000	2/26/2024	N/A	778.912	7,158.20	0.00	7,158.20
Doubeline Core Fix Income	258620301	0.000	2/26/2024	N/A	801.99	7,370.28	0.00	7,370.28
Doubeline Core Fix Income	258620301	0.000	2/26/2024	N/A	885.022	8,133.35	0.00	8,133.35
Doubeline Core Fix Income	258620301	0.000	2/26/2024	N/A	1,059.434	9,736.19	0.00	9,736.19
Doubeline Core Fix Income	258620301	0.000	2/26/2024	N/A	1,114.376	10,241.11	0.00	10,241.11
Doubeline Core Fix Income	258620301	0.000	2/26/2024	N/A	1,292.047	11,873.91	0.00	11,873.91
Doubeline Core Fix Income	258620301	0.000	2/26/2024	N/A	1,357.124	12,471.96	0.00	12,471.96
Doubeline Core Fix Income	258620301	0.000	2/26/2024	N/A	1,969.197	18,096.91	0.00	18,096.91
<b>Sub Total / Average Sell</b>					<b>21,007.142</b>	<b>245,003.329</b>	<b>0.00</b>	<b>245,003.33</b>

Mesa Water District  
Portfolio Holdings  
Investment Report | PARS Trust  
Report Format: By CUSIP / Ticker  
Group By: Portfolio Name  
Average By: Market Value  
Portfolio / Report Group: PARS Pension Trust  
As of 2/29/2024

Description	CUSIP/Ticker	Security Type	Face Amount/Shares	Cost Value	Market Value
<b>PARS Pension Trust</b>					
Baird Aggregate Bond Fund	057071854	Mutual Fund	84,866.67	817,266.00	820,660.67
Columbia Contrarian Fund	19766M709	Mutual Fund	34,198.61	930,009.18	1,192,505.24
DFA Large Cap	233203868	Mutual Fund	29,105.31	700,056.52	782,350.78
Dodge & Cox International	256206103	Mutual Fund	6,304.56	254,376.87	304,888.37
Dodge & Cox Stock Fund	256219106	Mutual Fund	3,742.66	705,467.93	937,119.38
Dodge Cox Income	256210105	Mutual Fund	63,096.86	796,548.27	785,555.97
Emerald Growth	317609253	Mutual Fund	28,636.19	657,467.22	735,091.21
Harbor Capital Appreciation	411512528	Mutual Fund	5,984.11	525,206.41	654,122.73
Hartford Schroders	41665X859	Mutual Fund	47,537.83	820,188.41	740,639.14
iShares Core US Aggregate	464287226	Mutual Fund	6,135.00	596,874.15	597,242.25
ishares Russell Mid Cap	464287499	Mutual Fund	14,903.00	834,388.71	1,204,311.43
ishares SP 500 Growth	464287309	Mutual Fund	7,661.00	458,148.65	634,407.41
iShares SP500	464287408	Mutual Fund	2,447.00	322,021.06	438,991.80
Mainstay MacKay	56063N881	Mutual Fund	30,771.12	158,157.70	157,240.38
MFS International	552746356	Mutual Fund	7,777.68	277,492.73	321,607.02
PGIM Total Return Bond	74440B884	Mutual Fund	66,291.13	890,164.06	785,549.94
Undiscovered	904504479	Mutual Fund	8,680.00	663,842.46	696,048.97
US Bank PARS   Pension Trust MM	MM4901	Money Market	621,862.30	621,862.30	621,862.30
Vanguard Growth & Income	921913208	Mutual Fund	23,515.00	1,905,695.50	2,306,821.30
Vanguard Real Estate	922908553	Mutual Fund	3,461.00	286,002.28	296,088.55
<b>Sub Total / Average PARS Pension Trust</b>			<b>1,096,977.03</b>	<b>13,221,236.41</b>	<b>15,013,104.84</b>
<b>Total / Average</b>			<b>1,096,977.03</b>	<b>13,221,236.41</b>	<b>15,013,104.84</b>

Mesa Water District  
Transactions Summary  
Monthly Treasurer's Status Report - Investment Activity  
Group By: Action  
Portfolio / Report Group: PARS Pension Trust  
Begin Date: 01/31/2024, End Date: 02/29/2024

Description	CUSIP/Ticker	YTM @ Cost	Settlement Date	Maturity Date	Face Amount/Shares	Principal	Interest/Dividends	Total
<b>Buy</b>								
iShares Core US Aggregate	464287226	0.000	2/26/2024	N/A	6,135.00	596,874.15	0.00	596,874.15
Mainstay MacKay	56063N881	0.000	2/26/2024	N/A	30,577.237	157,167.00	0.00	157,167.00
Baird Aggregate Bond Fund	057071854	0.000	2/27/2024	N/A	84,866.667	817,266.00	0.00	817,266.00
Mainstay MacKay	56063N881	0.000	2/29/2024	N/A	193.875	990.70	0.00	990.70
<b>Sub Total / Average Buy</b>					<b>121,772.779</b>	<b>1,572,297.85</b>	<b>0.00</b>	<b>1,572,297.85</b>
<b>Dividend</b>								
Doubeline Core Fix Income	258620301	0.000	2/2/2024	N/A	0.00	0.00	3,962.50	3,962.50
ishares MBS ETF	464288588	0.000	2/7/2024	N/A	0.00	0.00	902.41	902.41
Mainstay MacKay	56063N881	0.000	2/29/2024	N/A	0.00	0.00	990.70	990.70
PGIM Total Return Bond	74440B884	0.000	2/29/2024	N/A	0.00	0.00	3,680.61	3,680.61
<b>Sub Total / Average Dividend</b>					<b>0.00</b>	<b>0.00</b>	<b>9,536.22</b>	<b>9,536.22</b>
<b>Interest</b>								
US Bank PARS   Pension Trust MM	MM4901	0.000	2/29/2024	N/A	0.00	0.00	2,755.41	2,755.41
US Bank PARS   Pension Trust MM	MM4901	0.000	2/29/2024	N/A	0.00	0.00	1.17	1.17
<b>Sub Total / Average Interest</b>					<b>0.00</b>	<b>0.00</b>	<b>2,756.58</b>	<b>2,756.58</b>
<b>Sell</b>								
Dodge Cox Income	256210105	0.000	2/26/2024	N/A	13,837.973	172,006.00	0.00	172,006.00
ishares MBS ETF	464288588	0.000	2/26/2024	N/A	28.00	2,570.099	0.00	2,570.10
ishares MBS ETF	464288588	0.000	2/26/2024	N/A	33.00	3,029.046	0.00	3,029.05
ishares MBS ETF	464288588	0.000	2/26/2024	N/A	57.00	5,231.988	0.00	5,231.99
ishares MBS ETF	464288588	0.000	2/26/2024	N/A	119.00	10,922.922	0.00	10,922.92
ishares MBS ETF	464288588	0.000	2/26/2024	N/A	493.00	45,252.107	0.00	45,252.11
ishares MBS ETF	464288588	0.000	2/26/2024	N/A	786.00	72,146.361	0.00	72,146.36
ishares MBS ETF	464288588	0.000	2/26/2024	N/A	1,524.00	139,886.837	0.00	139,886.84
PGIM Total Return Bond	74440B884	0.000	2/26/2024	N/A	229.729	2,717.694	0.00	2,717.69
PGIM Total Return Bond	74440B884	0.000	2/26/2024	N/A	279.791	3,309.928	0.00	3,309.93
PGIM Total Return Bond	74440B884	0.000	2/26/2024	N/A	896.242	10,602.543	0.00	10,602.54
PGIM Total Return Bond	74440B884	0.000	2/26/2024	N/A	1,495.503	17,691.80	0.00	17,691.80
PGIM Total Return Bond	74440B884	0.000	2/26/2024	N/A	3,054.107	36,130.086	0.00	36,130.09
PGIM Total Return Bond	74440B884	0.000	2/26/2024	N/A	8,203.208	97,043.95	0.00	97,043.95
Doubeline Core Fix Income	258620301	0.000	2/26/2024	N/A	0.004	0.034	0.00	0.03
Doubeline Core Fix Income	258620301	0.000	2/26/2024	N/A	306.61	2,817.746	0.00	2,817.75

Description	CUSIP/Ticker	YTM @ Cost	Settlement Date	Maturity Date	Face Amount/Shares	Principal	Interest/Dividends	Total
Doubeline Core Fix Income	258620301	0.000	2/26/2024	N/A	433.499	3,983.856	0.00	3,983.86
Doubeline Core Fix Income	258620301	0.000	2/26/2024	N/A	492.816	4,528.98	0.00	4,528.98
Doubeline Core Fix Income	258620301	0.000	2/26/2024	N/A	821.059	7,545.533	0.00	7,545.53
Doubeline Core Fix Income	258620301	0.000	2/26/2024	N/A	1,123.59	10,325.793	0.00	10,325.79
Doubeline Core Fix Income	258620301	0.000	2/26/2024	N/A	1,452.751	13,350.783	0.00	13,350.78
Doubeline Core Fix Income	258620301	0.000	2/26/2024	N/A	1,557.938	14,317.452	0.00	14,317.45
Doubeline Core Fix Income	258620301	0.000	2/26/2024	N/A	1,663.738	15,289.754	0.00	15,289.75
Doubeline Core Fix Income	258620301	0.000	2/26/2024	N/A	1,961.59	18,026.98	0.00	18,026.98
Doubeline Core Fix Income	258620301	0.000	2/26/2024	N/A	1,975.398	18,153.91	0.00	18,153.91
Doubeline Core Fix Income	258620301	0.000	2/26/2024	N/A	2,446.03	22,479.018	0.00	22,479.02
Doubeline Core Fix Income	258620301	0.000	2/26/2024	N/A	2,727.097	25,062.024	0.00	25,062.02
Doubeline Core Fix Income	258620301	0.000	2/26/2024	N/A	2,984.846	27,430.738	0.00	27,430.74
Doubeline Core Fix Income	258620301	0.000	2/26/2024	N/A	3,377.446	31,038.732	0.00	31,038.73
Doubeline Core Fix Income	258620301	0.000	2/26/2024	N/A	3,399.47	31,241.133	0.00	31,241.13
Doubeline Core Fix Income	258620301	0.000	2/26/2024	N/A	3,443.22	31,643.196	0.00	31,643.20
Doubeline Core Fix Income	258620301	0.000	2/26/2024	N/A	3,555.83	32,678.082	0.00	32,678.08
Doubeline Core Fix Income	258620301	0.000	2/26/2024	N/A	3,632.035	33,378.406	0.00	33,378.41
Doubeline Core Fix Income	258620301	0.000	2/26/2024	N/A	4,985.02	45,812.339	0.00	45,812.34
Doubeline Core Fix Income	258620301	0.000	2/26/2024	N/A	5,048.526	46,395.959	0.00	46,395.96
Doubeline Core Fix Income	258620301	0.000	2/26/2024	N/A	5,964.453	54,813.33	0.00	54,813.33
Doubeline Core Fix Income	258620301	0.000	2/26/2024	N/A	6,882.673	63,251.772	0.00	63,251.77
Doubeline Core Fix Income	258620301	0.000	2/26/2024	N/A	7,164.116	65,838.234	0.00	65,838.23
Doubeline Core Fix Income	258620301	0.000	2/26/2024	N/A	7,177.095	65,957.511	0.00	65,957.51
Doubeline Core Fix Income	258620301	0.000	2/26/2024	N/A	8,532.825	78,416.671	0.00	78,416.67
Doubeline Core Fix Income	258620301	0.000	2/26/2024	N/A	20,487.309	188,278.392	0.00	188,278.39
<b>Sub Total / Average Sell</b>					<b>134,633.537</b>	<b>1,570,597.719</b>	<b>0.00</b>	<b>1,570,597.72</b>



*Dedicated to  
Satisfying our Community's  
Water Needs*

## MEMORANDUM

TO: Board of Directors  
FROM: Kaitlyn Norris, Public Affairs Specialist  
DATE: April 24, 2024  
SUBJECT: Outreach Update

---

### RECOMMENDATION

Receive and file the Outreach Update.

### STRATEGIC PLAN

Goal #4: Increase favorable opinion of Mesa Water.

### PRIOR BOARD ACTION/DISCUSSION

This item is provided monthly at a Mesa Water District (Mesa Water®) Board of Directors meeting.

### DISCUSSION

Mesa Water's outreach program aims to connect the District with its constituents in order to achieve Goal #4 of the Board of Directors' (Board) Strategic Plan. Outreach activities are also designed to achieve the Strategic Plan goals related to customer service and/or regional water issues involvement by educating and informing the District's constituents about Mesa Water, water issues, and water in general. Mesa Water's constituents include external audiences, such as customers, community members, elected officials, industry colleagues, media, water districts and special districts – as well as internal audiences, such as staff, retirees and Board members.

### Upcoming Fiscal Year 2024 Events

1. **Institute for Conservation Research and Education (ICRE) Student Poster Symposium** – Mesa Water District Boardroom – Wednesday, May 29, 2024, 5:30 – 7:30 p.m.

The benefits of Mesa Water's outreach program include:

- Informing constituents about Southern California's perpetual drought, the historical drought facing California, and the importance of developing local and cost-effective sources of safe, reliable water for Mesa Water's service area and the region at large;
- Educating constituents about the importance of water and water stewardship, in order to sustain Southern California's population, quality of life, business, and economy;
- Educating constituents about Mesa Water's stewardship of ratepayer funds and financial responsibility to fund, invest in, and save for the current and future provision of safe and reliable water for the District's service area;
- Informing constituents of the District's infrastructure improvements to ensure water quality and water reliability for its service area;



- Learning from constituents and evolving as a well-informed Board of Directors;
- Promoting water use efficiency to Mesa Water's customers and community members to help them save water, money, and the environment;
- Ensuring, for public health and safety reasons, that Mesa Water customers and community members identify the District as their water provider and as the source of information about water in emergency situations;
- Supporting Mesa Water's service area as an actively involved participant in programs that provide added value and benefits to the community;
- Informing the media of Mesa Water's activities that benefit the District's customers and community;
- Empowering Mesa Water's Board and staff with information that will help them provide the best possible service to the District's customers and community members; and,
- Strengthening Mesa Water's industry relations to provide opportunities for improving the District's business and operations -- including the areas of financial and human resources strength, infrastructure and technological innovation, and setting/supporting policies that have a positive impact on Mesa Water's service area -- so that the District can continue to provide safe, high-quality, reliable, and affordable water to its customers.

#### FINANCIAL IMPACT

In Fiscal Year 2024, \$906,450 is budgeted for Support Services; \$603,585 has been spent to date.

#### ATTACHMENTS

None.





*Dedicated to  
Satisfying our Community's  
Water Needs*

## MEMORANDUM

TO: Board of Directors  
FROM: Hester "Fritz" Petropoulos, Water Use Efficiency and Education Coordinator  
DATE: April 24, 2024  
SUBJECT: One-Year Plan for Mesa Water Education Center

---

### RECOMMENDATION

Receive the presentation.

### STRATEGIC PLAN

Goal #4: Increase favorable opinion of Mesa Water.  
Goal #6: Provide excellent customer service.  
Goal #7: Actively participate in regional and statewide water issues.

### PRIOR BOARD ACTION/DISCUSSION

At its March 12, 2020 meeting, the Board of Directors (Board) approved the Capital Improvement Program Renewal (CIPR) project, which included the design and construction of the Supervisory Control and Data Acquisition (SCADA) Control Room and Wet Lab Upgrade Project, the Mesa Water Reliability Facility parking improvements, and the development of the Mesa Water Education Center (MWEC). Mesa Water®

### BACKGROUND

For over a decade, the Mesa Water District (Mesa Water®) Board has discussed the creation of an education center. The Mesa Water Education Center is in its final stages of construction and is set to open in 2024. Mesa Water collaborated with Mad Systems, a provider of customized interactive experiences, to create interactive exhibits, geared toward fifth grade Next Generation Science Standards (NGSS) and science, technology, engineering and mathematics (STEM) curricula. Mesa Water also retained Brain Builders, a STEM education partner, to create the accompanying curriculum, provide docents, and coordinate field trips for Newport Mesa Unified School District (NMUSD) fifth grade classes. Water Use Efficiency and Education Coordinator Hester "Fritz" Petropoulos will manage the MWEC and oversee field trips, tours and events at the Center, outreach, further curricula development, and maintenance of the exhibits and the water-wise gardens onsite.

### DISCUSSION

In the first year of the MWEC opening, Mesa Water staff have set an objective to host 50 fieldtrips and tours. Those who live, work or attend school in the Mesa Water service area will be the primary target audience. This includes fifth grade students in NMUSD, Costa Mesa private schools, and local homeschool groups. Costa Mesa community, civic and business groups will also receive invitations to tour the MWEC. Additionally, Mesa Water will invite local and regional water industry agencies and leaders, as well as elected officials, to visit the Center.



Fifth graders were selected as the target school audience because California's Next Generation Science Standards require water education as part of the fifth-grade science curriculum. Offering field trips to students who are already learning about water will appeal to teachers to bring their classes to the Center and reinforce the classroom water education through Mesa Water's interactive exhibits.

Because of the large volume of water vocabulary that students will encounter during a visit to the MWEC, participating teachers will be provided with a water BINGO game to play in class to prepare students for their field trip and to generate excitement. By providing this pre-visit activity, students and teachers will be better prepared to understand and remember the content featured in the exhibits.

School tours will accommodate one fifth grade class at a time. The class will receive an overview of what they will see and experience before being divided into small groups to begin exploring the exhibits and filling out their curriculum books. Docents will be on hand to provide explanations for exhibits that may require more detailed information, and act as support and provide additional insight as students have unstructured time to interact with the exhibits and the gardens. Water Use Efficiency and Education Coordinator Hester "Fritz" Petropoulos will act as a floater, providing support and troubleshooting for students, docents and the classroom teacher. Adult chaperones from the visiting class will provide additional supervision.

At the end of the tour, Ms. Petropoulos will lead the group in creating a miniature aquifer model. This hands-on STEM activity engages the senses and allows students to create a tangible demonstration of their learning that can be taken home and shared with household members.

Smaller community groups or small school groups will have a similar tour experience led by Ms. Petropoulos, without the additional docents and with the option of the hands-on aquifer activity.

Because this is a new program, the Water Use Efficiency and Education Coordinator will apply best practices to evaluate the tours' success. The teaching performance assessment design standard of *Plan, Teach, Reflect, Apply* will be used to evaluate tours, in an effort to improve the programs for visitors. During the first year, the tour structure and content will be adjusted as needed to fine-tune the format of the visit and the messaging to the community. Additionally, all visitors will fill out a survey about their experience so that resulting data can be evaluated and improvement strategies can align with feedback from visitors.

### FINANCIAL IMPACT

Funds for operational and staffing costs, giveaway items (color-changing pencils, branded lanyards and water bottles) and curriculum pieces (comic workbooks, vocabulary bingo and miniature aquifer kits) will be included in the Fiscal Year 2025 budget.

### ATTACHMENTS

Attachment A: California Fifth Grade Next Generation Science Standards Relating to Water

## 5.Earth's Systems

### 5.Earth's Systems

Students who demonstrate understanding can:

- 5-ESS2-1. Develop a model using an example to describe ways the geosphere, biosphere, hydrosphere, and/or atmosphere interact.** [Clarification Statement: Examples could include the influence of the ocean on ecosystems, landform shape, and climate; the influence of the atmosphere on landforms and ecosystems through weather and climate; and the influence of mountain ranges on winds and clouds in the atmosphere. The geosphere, hydrosphere, atmosphere, and biosphere are each a system.] [Assessment Boundary: Assessment is limited to the interactions of two systems at a time.]
- 5-ESS2-2. Describe and graph the amounts and percentages of water and fresh water in various reservoirs to provide evidence about the distribution of water on Earth.** [Assessment Boundary: Assessment is limited to oceans, lakes, rivers, glaciers, ground water, and polar ice caps, and does not include the atmosphere.]
- 5-ESS3-1. Obtain and combine information about ways individual communities use science ideas to protect the Earth's resources and environment.**

The performance expectations above were developed using the following elements from the NRC document *A Framework for K-12 Science Education*.

Science and Engineering Practices	Disciplinary Core Ideas	Crosscutting Concepts
<p><b>Developing and Using Models</b> Modeling in 3–5 builds on K–2 experiences and progresses to building and revising simple models and using models to represent events and design solutions.</p> <ul style="list-style-type: none"> <li>Develop a model using an example to describe a scientific principle. (5-ESS2-1)</li> </ul> <p><b>Using Mathematics and Computational Thinking</b> Mathematical and computational thinking in 3–5 builds on K–2 experiences and progresses to extending quantitative measurements to a variety of physical properties and using computation and mathematics to analyze data and compare alternative design solutions.</p> <ul style="list-style-type: none"> <li>Describe and graph quantities such as area and volume to address scientific questions. (5-ESS2-2)</li> </ul> <p><b>Obtaining, Evaluating, and Communicating Information</b> Obtaining, evaluating, and communicating information in 3–5 builds on K–2 experiences and progresses to evaluating the merit and accuracy of ideas and methods.</p> <ul style="list-style-type: none"> <li>Obtain and combine information from books and/or other reliable media to explain phenomena or solutions to a design problem. (5-ESS3-1)</li> </ul>	<p><b>ESS2.A: Earth Materials and Systems</b></p> <ul style="list-style-type: none"> <li>Earth's major systems are the geosphere (solid and molten rock, soil, and sediments), the hydrosphere (water and ice), the atmosphere (air), and the biosphere (living things, including humans). These systems interact in multiple ways to affect Earth's surface materials and processes. The ocean supports a variety of ecosystems and organisms, shapes landforms, and influences climate. Winds and clouds in the atmosphere interact with the landforms to determine patterns of weather. (5-ESS2-1)</li> </ul> <p><b>ESS2.C: The Roles of Water in Earth's Surface Processes</b></p> <ul style="list-style-type: none"> <li>Nearly all of Earth's available water is in the ocean. Most fresh water is in glaciers or underground; only a tiny fraction is in streams, lakes, wetlands, and the atmosphere. (5-ESS2-2)</li> </ul> <p><b>ESS3.C: Human Impacts on Earth Systems</b></p> <ul style="list-style-type: none"> <li>Human activities in agriculture, industry, and everyday life have had major effects on the land, vegetation, streams, ocean, air, and even outer space. But individuals and communities are doing things to help protect Earth's resources and environments. (5-ESS3-1)</li> </ul>	<p><b>Scale, Proportion, and Quantity</b></p> <ul style="list-style-type: none"> <li>Standard units are used to measure and describe physical quantities such as weight, and volume. (5-ESS2-2)</li> </ul> <p><b>Systems and System Models</b></p> <ul style="list-style-type: none"> <li>A system can be described in terms of its components and their interactions. (5-ESS2-1),(5-ESS3-1)</li> </ul> <p style="text-align: center;">-----</p> <p style="text-align: center;"><i>Connections to Nature of Science</i></p> <p><b>Science Addresses Questions About the Natural and Material World</b></p> <ul style="list-style-type: none"> <li>Science findings are limited to questions that can be answered with empirical evidence. (5-ESS3-1)</li> </ul>
<p><i>Connections to other DCIs in fifth grade:</i> N/A</p> <p><i>Articulation of DCIs across grade-levels:</i> <b>2.ESS2.A</b> (5-ESS2-1); <b>2.ESS2.C</b> (5-ESS2-2); <b>3.ESS2.D</b> (5-ESS2-1); <b>4.ESS2.A</b> (5-ESS2-1); <b>MS.ESS2.A</b> (5-ESS2-1); <b>MS.ESS2.C</b> (5-ESS2-1); <b>MS.ESS2.D</b> (5-ESS2-1); <b>MS.ESS3.A</b> (5-ESS2-2),(5-ESS3-1); <b>MS.ESS3.C</b> (5-ESS3-1); <b>MS.ESS3.D</b> (5-ESS3-1)</p> <p><i>Common Core State Standards Connections:</i></p> <p><i>ELA/Literacy –</i></p> <p><b>RI.5.1</b> Quote accurately from a text when explaining what the text says explicitly and when drawing inferences from the text. (5-ESS3-1)</p> <p><b>RI.5.7</b> Draw on information from multiple print or digital sources, demonstrating the ability to locate an answer to a question quickly or to solve a problem efficiently. (5-ESS2-1),(5-ESS2-2),(5-ESS3-1)</p> <p><b>RI.5.9</b> Integrate information from several texts on the same topic in order to write or speak about the subject knowledgeably. (5-ESS3-1)</p> <p><b>W.5.8</b> Recall relevant information from experiences or gather relevant information from print and digital sources; summarize or paraphrase information in notes and finished work, and provide a list of sources. (5-ESS2-2),(5-ESS3-1)</p> <p><b>W.5.9</b> Draw evidence from literary or informational texts to support analysis, reflection, and research. (5-ESS3-1)</p> <p><b>SL.5.5</b> Include multimedia components (e.g., graphics, sound) and visual displays in presentations when appropriate to enhance the development of main ideas or themes. (5-ESS2-1),(5-ESS2-2)</p> <p><i>Mathematics –</i></p> <p><b>MP.2</b> Reason abstractly and quantitatively. (5-ESS2-1),(5-ESS2-2),(5-ESS3-1)</p> <p><b>MP.4</b> Model with mathematics. (5-ESS2-1),(5-ESS2-2),(5-ESS3-1)</p> <p><b>5.G.2</b> Represent real world and mathematical problems by graphing points in the first quadrant of the coordinate plane, and interpret coordinate values of points in the context of the situation. (5-ESS2-1)</p>		

\*The performance expectations marked with an asterisk integrate traditional science content with engineering through a Practice or Disciplinary Core Idea.

The section entitled "Disciplinary Core Ideas" is reproduced verbatim from *A Framework for K-12 Science Education: Practices, Cross-Cutting Concepts, and Core Ideas*. Integrated and reprinted with permission from the National Academy of Sciences.



*Dedicated to  
Satisfying our Community's  
Water Needs*

## MEMORANDUM

TO: Board of Directors  
FROM: Andrew D. Wiesner, P.E., District Engineer  
DATE: April 24, 2024  
SUBJECT: Reservoirs 1 and 2 Pump Station Upgrades Project Quarterly Update

---

### RECOMMENDATION

Receive the presentation.

### STRATEGIC PLAN

Goal #1: Provide an abundant, local, reliable and safe water supply.  
Goal #2: Perpetually renew and improve our infrastructure.

### PRIOR BOARD ACTION

At its March 23, 2021 Committee meeting, the Board of Directors (Board) approved the proposed recommendations for the Water Supply, Energy, and Supply Chain Reliability Assessment as identified in the Executive Summary and Technical Memorandums 1, 2, and 3, and directed staff to implement them as part of the Capital Improvement Program Renewal (CIPR).

At its October 26, 2021 Committee meeting, the Board received a presentation regarding the Reservoirs 1 and 2 Pump Station Upgrades Project.

At its June 28, 2023 meeting, the Board approved the reduction of scope for the Reservoirs 1 and 2 Pump Station Upgrades Project to remove the Reservoir 2 Pump Station conversion from natural gas engine driven pumps to electrically driven pumps.

At its November 8, 2023 meeting, the Board awarded a contract to Pacific Hydrotech Corporation for \$14,764,900 and a 10% contingency of \$1,476,490 for a total amount not to exceed \$16,241,390 for the construction of the Reservoirs 1 and 2 Pump Station Upgrades Project, directed staff to negotiate a contract end date, and authorized execution of the contract.

### BACKGROUND

Mesa Water District (Mesa Water®) delivers abundant, local, reliable and safe potable water to its ratepayers using nine groundwater wells and two storage reservoirs, each with a pump station. Constant pressure in the distribution system is supplied by the groundwater well pumps, with the reservoirs and associated pump stations serving to balance flow and pressure with demand. The reservoirs also provide a total of 28 million gallons of storage that can be used during peak demands, maintenance events, or firefighting. However, water quality issues have limited the amount of water that can be reliably stored.

The current reservoir pump stations utilize natural gas engines to drive the main pumps and electric motors for the smaller jockey pumps that manage low flow requirements. These gas engines are near the end of their useful life and require replacement. In 2020, a Water Supply, Energy, and Supply Chain Reliability Assessment was completed which recommended replacing the gas engines with electric motors and diesel generator back-up power. The recommendation



was based on the standardization of pump drive and backup technologies with the clear wells.

Additionally, real-time chemical management was recommended at Reservoirs 1 and 2 to increase the usable storage volume. In 2017, Mesa Water executed a project to design new chemical management systems for each reservoir. Construction of these systems has been incorporated into the Reservoirs 1 and 2 Pump Station Upgrades Project.

The purpose of the Reservoirs 1 and 2 Pump Station Upgrades Project is to improve overall system reliability and streamline operations and maintenance. The following components were included in the scope of work for the project:

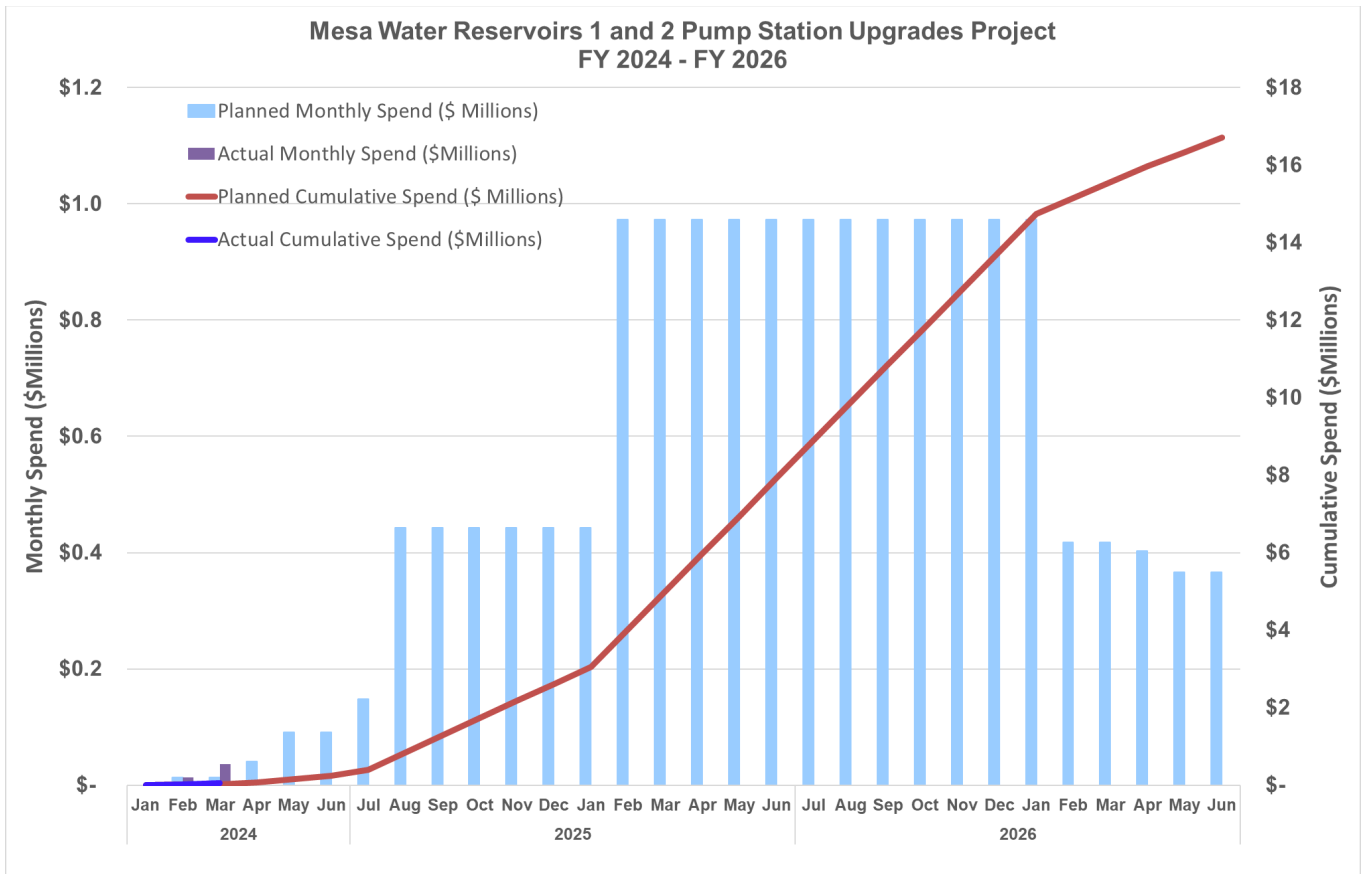
- Replacement of natural gas engine driven pumps with electric motor driven pumps at Reservoir 1
- Replacement of propane backup systems with standby diesel generators at Reservoir 1
- Demolition of hydro turbines at Reservoir 1
- Comprehensive rehabilitation of pumping systems piping, valves and instrumentation at Reservoir 1
- Replacement of electrical gear to support new electrical systems at Reservoir 1
- Upgrade of Southern California Edison (SCE) services for both reservoir sites
- Upgrade of selected structures and maintenance facilities
- Replacement of existing slurry dewatering pit at Reservoir 1
- Incorporation of new chemical facilities at both reservoirs

## DISCUSSION

In November 2023, the Board awarded a contract to Pacific Hydrotech Corporation (Pacific Hydrotech) for the construction of the Reservoirs 1 and 2 Pump Station Upgrades Project and directed staff to negotiate a contract end date that accounted for the procurement of long lead-time items, such as the diesel engine generators. Staff completed the contract end date negotiations and settled on an overall contract duration of 850 calendar days with an early milestone of 700 calendar days to complete all work at Reservoir 1. The construction contract was fully executed in January 2024. Since execution of the contract, the project team has been reviewing submittals for long lead-time items. Currently, Pacific Hydrotech plans to mobilize to Reservoir 2 in June 2024 and Reservoir 1 in October 2024.

## FINANCIAL IMPACT

The Reservoirs 1 and 2 Pump Station Upgrades Project is scheduled to be constructed from Fiscal Year 2024 to Fiscal Year 2026. A summary of the project's construction phase planned monthly expenditures versus actual monthly expenditures is shown in Figure 1.



**Figure 1. Planned Monthly Expenditures vs. Actual Monthly Expenditures**

\$19,500,000 is budgeted for the Reservoirs 1 and 2 Pump Station Upgrades Project; \$1,816,000 has been spent to date.

	Project Estimate <u>Amounts</u>	Project Cost <u>Amounts</u>
Project Estimate	\$19,500,000	
Original Contracts		\$18,504,000
Change Orders		\$ 0
Requested Funding		\$ 0
Revised Contracts		<u>\$18,504,000</u>
Actual Spent to Date		\$ 1,816,000
Revised Project Estimate	\$19,500,000	

**ATTACHMENTS**

None.



Dedicated to  
Satisfying our Community's  
Water Needs

**MEMORANDUM**

TO: Board of Directors  
FROM: Andrew D. Wiesner, P.E., District Engineer  
DATE: April 24, 2024  
SUBJECT: Pipeline Integrity Program

**RECOMMENDATION**

Receive the presentation.

**STRATEGIC PLAN**

- Goal #1: Provide an abundant, local, reliable, and safe water supply.
- Goal #2: Perpetually renew and improve our infrastructure.
- Goal #3: Be financially responsible and transparent.

**PRIOR BOARD ACTION/DISCUSSION**

At its October 10, 2019 meeting, the Board of Directors (Board) adopted Resolution No. 1525 Regarding the Replacement of Assets including Pipeline and Well Rehabilitation Superseding Resolution No. 1442.

At its September 28, 2021 Committee meeting, the Board received an update presentation on the Pipeline Integrity Program.

At its September 27, 2023 meeting, the Board received an update presentation on the Pipeline Integrity Program, including a recommendation of non-destructive condition assessment of 2.2 miles of AC distribution pipe with break rates greater than 1.0 breaks per mile per year.

**BACKGROUND**

Resolution No. 1525, adopted in October 2019, uses the break history of the pipe cohort group and pipe condition assessment to drive replacement decisions. Pipe cohorts with a higher break rate (breaks per mile per year) or overall number of breaks in the pipe cohort's lifetime will trigger a condition assessment using non-destructive testing to indirectly measure the remaining wall thickness and estimate remaining useful life. Pipe cohorts with lower break rates will be allowed to continue operation. Table 1 summarizes the break thresholds and actions required by each pipe cohort group based on the criteria discussed above.

**Table 1. Pipe Break Thresholds for Action**

Type of Pipeline	Condition Assessment		Replacement		
	Number of Breaks	Annual Break Rate	Remaining Useful Life	Number of Breaks	Annual Break Rate
Distribution (14" diameter and smaller)	3	0.2	<10 years	5	1.0
Transmission (16" diameter and greater)	2	0.2	<10 years	3	0.5



Table 2 summarizes annual pipeline performance since 2020. The pipeline system as a whole functions well, with overall break rates significantly lower than the Resolution No. 1525 thresholds for action. Applying Resolution No. 1525 to the pipeline system demonstrates that approximately 97% of the pipeline system should remain in operation with no further action and approximately 3% of the system should receive condition assessment.

**Table 2. Annual Break Rate**

Fiscal Year	Annual Break Rate (Breaks/Year)	Annual Breaks Per Mile of Pipeline (Breaks/Mile/Year)
2020	8	0.025
2021	5	0.016
2022	13	0.044
2023	10	0.032
Historical	13	0.044

**DISCUSSION**

Two AC cohort groups are recommended for condition assessment in Fiscal Year 2024 based on their break rate. Mueller Echologics (Echologics) ePulse testing was performed annually from 2013- 2017 on AC lines and is still the recommended non-destructive testing technology for AC pipelines in Resolution 1525. ePulse uses an acoustic wave administered from the top exterior of the pipeline to estimate the average remaining AC wall thickness over a known pipeline distance, providing actionable information about the pipeline condition with no disruption to customer service and no risk to water quality. The pipeline cohort groups recommended for ePulse condition assessment are summarized in Table 3. A proposal to perform ePulse pipeline condition assessment on these pipeline cohort groups was requested from Echologics. The estimated cost is expected to be between \$70,000 and \$90,000. The proposal includes “Standard ePulse” on pipeline segments within the cohort groups that have no reported breaks. Where documented breaks have occurred, the proposal includes Echologics’ “Hi-Res ePulse” technology, which provides wall thickness measurements at finer intervals and can account for the repair clamps and break segments replaced with PVC.

**Table 3. Condition Assessment Recommendations**

Cohort Group	Location	Length (Miles)	Number of Breaks	Break Rate (Breaks/Mile/Year)
CM-10-D-AC	Westside Neighborhood	2.0	15	0.36
CM-45-D-AC	Bowdoin Place	0.2	4	1.2

**FINANCIAL IMPACT**

In Fiscal Year 2024, \$200,000 is budgeted for the Pipeline Integrity Program; \$32,325 has been spent to date.

**ATTACHMENTS**

None.





*Dedicated to  
Satisfying our Community's  
Water Needs*

## MEMORANDUM

TO: Board of Directors  
FROM: Kaitlyn Norris, Public Affairs Specialist  
DATE: April 24, 2024  
SUBJECT: Orange County Fair Sponsorship

---

### RECOMMENDATION

Discuss and approve updates to the Orange County Fair Sponsorship package.

### STRATEGIC PLAN

Goal #4: Increase favorable opinion of Mesa Water.

### PRIOR BOARD ACTION

At its May 24, 2023 meeting, the Board of Directors (Board) approved the proposed Fiscal Year 2024 Budget, including District Memberships and Sponsorships.

### DISCUSSION

Mesa Water District's (Mesa Water®) outreach program aims to connect Mesa Water with its constituents to achieve Goal #4 of the Board of Directors' (Board) Strategic Plan. Outreach activities include educating and informing the District's constituents about Mesa Water, water issues, and water in general.

As part of Mesa Water's outreach program, the District also sponsors a variety of community organizations and events that reach customers in its service area, including the annual Orange County (OC) Fair. Staff has worked with the OC Fair to identify new sponsorship offerings for this year's fair that will increase opportunities for customers to interact with the Mesa Water brand and enhance awareness about Mesa Water and the high-quality drinking water it provides.

The proposed sponsorship package includes Mesa Water branding of four custom-wrapped water bottle refilling stations located throughout the fairgrounds, co-branded social media posts, inclusion in the OC Fair's press release highlighting Mesa Water and the water bottle refilling stations, and tickets to the annual Business Development Dinner.

Staff will provide a presentation to the Board at its April 24, 2024 meeting.

### FINANCIAL IMPACT

In Fiscal Year 2024, \$906,450 is budgeted for Public Affairs Support Services; \$603,585 has been spent to date.

### ATTACHMENTS

None.



*Dedicated to  
Satisfying our Community's  
Water Needs*

## MEMORANDUM

TO: Board of Directors  
FROM: Paul E. Shoenberger, P.E., General Manager  
DATE: April 24, 2024  
SUBJECT: Fiscal Year 2025 Strategic Plan

---

### RECOMMENDATION

Approve Mesa Water District's Fiscal Year 2025 Strategic Plan.

### STRATEGIC PLAN

- Goal #1: Provide an abundant, local, reliable and safe water supply.
- Goal #2: Perpetually renew and improve our infrastructure.
- Goal #3: Be financially responsible and transparent.
- Goal #4: Increase favorable opinion of Mesa Water.
- Goal #5: Attract, develop and retain skilled employees.
- Goal #6: Provide excellent customer service.
- Goal #7: Actively participate in regional and statewide water issues.

### PRIOR BOARD ACTION/DISCUSSION

At its April 18, 2023 workshop, the Board of Directors (Board) approved the Fiscal Year (FY) 2024 Strategic Plan.

At its March 19, 2024 workshop, the Board brainstormed annual strategic goals and objectives for the FY 2025 Strategic Plan and directed staff to bring a draft plan to a future meeting.

### BACKGROUND

The FY 2024 Strategic Plan offered a new look and direction from previous plans. Staff removed the routine annual objectives typically listed in the plan in favor of identifying and listing the high-level, impactful objectives that pertain to each of the Board's seven goals. The previously listed routine annual objectives are now captured in the annual Performance Audit and Key Performance Indicators.

In addition, each high-level, impactful objective in the Strategic Plan now includes a completion date for the purpose of measurement and is given a status at fiscal year's end to review at the annual Fall Board Workshop. Outcomes were also removed from the Strategic Plan to place more focus on the completion of the objectives.

### DISCUSSION

Mesa Water District's (Mesa Water®) Vision is *To Be a Top Performing Water Agency*. To achieve this vision, the District must periodically review itself and re-examine its goals. Mesa Water's Board provides staff with direction annually regarding the District's strategic goals, objectives and outcomes for the upcoming fiscal year.



Based on input received from the Board during its brainstorming session at its March 19, 2024 workshop, staff has attached a draft Strategic Plan (Attachment A) of potential goals and objectives for the Board to use in considering future opportunities and potential new initiatives for Mesa Water in FY 2025 and beyond.

The intent of this agenda item is for the Board to review the draft Strategic Plan to ensure the document incorporates the Board's articulated values and planning principles, identified opportunities for change and growth, and outlined key initiatives as set forth at the March 19, 2024 workshop.

The draft FY 2025 Strategic Plan lists a multitude of new objectives for each of the District's seven strategic plan goals; the following list highlights the key additions to the new plan:

- Update the Water System Master Plan including an Asset Management Plan by June 2025
- Complete construction on Reservoir 2's Reservoir Management System by March 2025
- Create and memorialize a capital valve replacement process from valve discovery to updating assets in GIS by February 2025
- Complete the Local groundwater Supply Improvement Project (Local SIP) feasibility study by June 2025
- Implement improved meter reading software and hardware by June 2025
- Select a Program Manager and develop a Request for Proposal for a new Plan Check system by June 2025
- Standardize contracts and create a procurement matrix by November 2024
- Implement an Electronic Content Management System by January 2025
- Implement an updated wellness program by June 2025
- Host 50 field trips and tours at the Mesa Water Education Center by June 2025
- Create Mesa Water-owned rebate programs by June 2025
- Reinstigate home water audits by June 2025
- Implement a new customer information system by June 2025
- Evaluate the metrics and measurement values of the Elite Customer Service Standards by December 2024
- Advocate to support an appropriate water bond on the November 2024 ballot by November 2024
- Influence 2024 legislation regulations for CA water use efficiency to be economically viable, environmentally appropriate, and feasible by October 2024

Staff recommends that the Board approve the FY 2025 Strategic Plan with possible modifications, at its April 24, 2024 meeting.

### FINANCIAL IMPACT

None.

### ATTACHMENTS

Attachment A: Fiscal Year 2025 Strategic Plan, Draft  
Attachment B: Fiscal Year 2024 Strategic Plan, Redline



# STRATEGIC PLAN

Fiscal Year 2025

## **Vision**

**To Be a Top Performing Water Agency**

## **Mission Statement**

**Mesa Water District, a local independent special district, manages its finances and water infrastructure, and advocates water policy, while reliably providing an abundance of clean, safe water to benefit the public's quality of life.**

## **Core Values**

- **Health and Safety of the Public and Our Staff**
- **Excellence**
- **Philosophy of Abundance**
- **Perpetual Agency Philosophy**

## **Strategic Goals**

- 1. Provide an abundant, local, reliable and safe water supply.**
- 2. Perpetually renew and improve our infrastructure.**
- 3. Be financially responsible and transparent.**
- 4. Increase favorable opinion of Mesa Water.**
- 5. Attract, develop and retain skilled employees.**
- 6. Provide excellent customer service.**
- 7. Actively participate in regional and statewide water issues.**

## Strategic Goal #1

---

*Provide an abundant, local, reliable and safe water supply.*

**Objective A: Continue to meet and surpass water quality standards.**

- Update the District's triannual in-home Sampling Plan for compliance under the Lead and Copper Rule Revisions and the Lead and Copper Rule Improvements by December 2024
- Evaluate effectiveness of free chlorine conversion by November 2024

**Objective B: Maintain and protect a high-quality water supply.**

- Submit final findings to DDW for the Lead and Copper Rule Revisions by October 2024

**Objective C: Continue to ensure a reliable and abundant supply of water.**

- Complete the Local groundwater Supply Improvement Project (Local SIP) feasibility study by June 2025

**Objective D: Ensure emergency operations.**

- Construct emergency backup power at the District's Headquarters and Reservoir 1 by March 2026

## Strategic Goal #2

*Perpetually renew and improve our infrastructure.*

**Objective A: Manage water infrastructure assets to assure reliability.**

- Complete construction on Reservoir 2's Reservoir Management System by March 2025
- Create and memorialize a capital valve replacement process from valve discovery to updating assets in GIS by February 2025

**Objective B: Efficiently manage our water system.**

- Submit a plan to implement Mesa Water's Mobile Work Order Functionality by June 2025
- Select a Program Manager and develop a Request for Proposal for a new Plan Check system by June 2025
- Complete a study to evaluate supplying local groundwater to the City of Huntington Beach by March 2025
- Implement an updated water supply and demand optimization model by October 2024

**Objective C: Plan future projects based on data-driven and life-cycle cost decisions.**

- Update the Water System Master Plan including an Asset Management Plan by June 2025

**Objective D: Improve Mesa Water's information technology infrastructure assets to assure reliability and security.**

- Implement improved meter reading software and hardware by June 2025



## Strategic Goal #3

---

*Be financially responsible and transparent.*

**Objective A: Maintain AAA financial goals and meet the appropriate designated fund level goals.**

- ◆ Create an Investment Policy Statement by September 2024
- ◆ Review of Financial Service Processes and Implementation of Standard Operating Procedures by April 2025

**Objective B: Maintain competitive rates and efficiency in per capita expenditures.**

**Objective C: Fund the Board's and District's priorities.**

- ◆ Define a 10-15 year financial strategic plan by September 2024
- ◆ Prepare a 10-15 year financial strategic plan by June 2025
- ◆ Conduct Federal Earmarks advocacy in 2024 for Mesa Water's priority projects—"Cohort Pipe", "Mainline Valve", and "Cybersecurity by December 2024
- ◆ Implement a robust strategy to aggressively pursue grants and low-interest loan funding for Mesa Water's Capital Improvements and priority projects by June 2025

**Objective D: Encompass financial responsibility and transparency.**

- ◆ Implement an Electronic Content Management System by January 2025
- ◆ Standardize contracts and create a procurement matrix by November 2024
- ◆ Fully complete Resolution No. 1591 by delivering seven audits and one department assessment, and including the results in the review of the General Manager by November 2024
- ◆ Select a professional consultant to conduct a business process assessment of Administrative Services and Human Resources by March 2025
- ◆ Complete a business process assessment of Administrative Services and Human Resources, and deliver the report to the General Manager by June 2026

## Strategic Goal #4

---

### *Increase favorable opinion of Mesa Water.*

#### **Objective A: Enhance Mesa Water’s visibility and positive recognition.**

- ◆ Implement a “Detail the District” plan by June 2025
- ◆ Reach new audiences by hosting Yo Amo Mesa Water and an industry (e.g., building owners, health and medical professionals) briefing/event

#### **Objective B: Increase awareness of Mesa Water and water among key audiences.**

- ◆ Launch a school field trip program and community tours by September 2024
- ◆ Host 50 field trips and tours at the Mesa Water Education Center by June 2025

#### **Objective C: Increase customer knowledge about water-use efficiency and water-wise resources**

- ◆ Create Mesa Water-owned rebate programs by June 2025
- ◆ Reinstigate home water audits by June 2025

## Strategic Goal #5

*Attract, develop and retain skilled employees.*

**Objective A: Attract and retain a qualified, skilled and capable workforce.**

- Complete a general salary increase survey of our benchmark agencies by June 2025
- Assess competitiveness of Retiree Health Plan and explore changes by December 2024
- Explore options for reconciling the disparity in retirement benefits between PEPRA and Classic plans by June 2025

**Objective B: Develop employee skills.**

- Conduct an Elite Onboarding session by June 2025
- Facilitate performance management training for managers and supervisors by September 2024

**Objective C: Enhance employee engagement.**

- Administer an annual employee engagement pulse survey by January 2025
- Administer the annual employee survey by June 2025

**Objective D: Provide a safe working environment..**

- Implement an updated wellness program by June 2025

**Objective E: Improve operational processes and workflow.**

- Update recruitment and selection Standard Operating Procedures by September 2024
- Create an HR Calendar of Events by February 2025
- Conduct a Request for Proposal for a Human Resource Information System by November 2024

## Strategic Goal #6

---

*Provide excellent customer service.*

**Objective A: Provide outstanding internal and external customer service in a timely, courteous and effective manner.**

**Objective B: Enhance the customer experience.**

- ◆ Competitively select a new customer information system by September 2024
- ◆ Implement a new customer information system by June 2025

**Objective C: Measure success.**

- ◆ Competitively select a consultant to examine the metrics and measurement values of office Customer Service by September 2024
- ◆ Evaluate the metrics and measurement values of the Elite Customer Service Standards by December 2024

**Objective D: Continuous improvement and reinforcement.**

## Strategic Goal #7

### *Actively participate in regional and statewide water issues.*

#### **Objective A: Accomplish the Board's Policy Priorities.**

- ◆ Advocate during the 2024 state legislative session to support an appropriate water bond on the November 2024 ballot by November 2024
- ◆ Support the 2024 ACWA-sponsored state assembly bill (AB 2599) to clean up enacted legislation from 2023 re. water shutoffs due to nonpayment and restitution authority by October 2024
- ◆ Re-engage the Buried Utilities Coalition (BUC) to advocate on priority air quality regulations of high impact to Mesa Water (CARB ACF, SCAQMD PR 1110.4) by December 2024

#### **Objective B: Positively influence water policy and other priority policy issues.**

- ◆ Influence 2024 legislation (SB 1110, SB 1330) regulations for CA water use efficiency to be economically viable, environmentally appropriate, and feasible by October 2024
- ◆ Advocate during the 2024 state legislative session to amend or oppose "Impact Fee" bills with concerning requirements re. connection fees and capacity charges (AB 1820, SB 937, SB 1210) by October 2024

#### **Objective C: Optimize governmental efficiencies affecting Mesa Water.**

- ◆ Apply for award(s) -- as offered (ACWA ACE) -- for Mesa Water's Business Improvement Process efforts by December 2024
- ◆ Explore ways to improve internal efficiencies for FY 2025 Water Policy processes involving all departments at Mesa Water by June 2025

#### **Objective D: Facilitate Mesa Water's impactful participation with water, government, utility and non-governmental organizations.**

- ◆ Support MET Chair Adan Ortega's re-election in 2024 for a second two-year term by December 2024



# STRATEGIC PLAN

Fiscal Year 2024<sup>5</sup>

DRRAFT

## Vision

**To Be a Top Performing Water Agency**

## Mission Statement

**Mesa Water District, a local independent special district, manages its finances and water infrastructure, and advocates water policy, while reliably providing an abundance of clean, safe water to benefit the public's quality of life.**

## Core Values

- **Health and Safety of the Public and Our Staff**
- **Excellence**
- **Philosophy of Abundance**
- **Perpetual Agency Philosophy**

## **Strategic Goals**

- 1. Provide an abundant, local, reliable and safe water supply.**
- 2. Perpetually renew and improve our infrastructure.**
- 3. Be financially responsible and transparent.**
- 4. Increase favorable opinion of Mesa Water.**
- 5. Attract, develop and retain skilled employees.**
- 6. Provide excellent customer service.**
- 7. Actively participate in regional and statewide water issues.**



# WATER SUPPLY AND RELIABILITY

## Strategic Goal #1

*Provide an abundant, local, reliable and safe water supply.*

### Objective A: Continue to meet and surpass water quality standards.

- ~~— Implement a free chlorine conversion pilot by February 2024~~
- 🔹 Update the District's triannual in-home Sampling Plan for compliance under the Lead and Copper Rule Revisions and the Lead and Copper Rule Improvements by December 2024
- 🔹 Evaluate effectiveness of free chlorine conversion by November 2024

### Objective B: Maintain and protect a high-quality water supply.

- ~~🔹 Complete the Lead Service Line Inventory Plan for approval by October 2023~~
- 🔹 Submit final findings to DDW for the Lead and Copper Rule Revisions by October 2024
- ~~🔹 Initiate construction of the Reservoir Chemical Management Systems by November 2023~~

### Objective C: Continue to ensure a reliable and abundant supply of water.

- ~~🔹 Develop a pilot project for replacement of the Mesa Water Reliability Facility (MWRF) secondary system membranes by March 2024~~
- 🔹 Complete ~~Initiate~~ the Local groundwater Supply Improvement Project (Local S<sub>LI</sub>P) feasibility study by February–June 2025~~4~~

### Objective D: Ensure emergency operations.

- ~~🔹 Initiate construction of emergency backup power at District Headquarters, Reservoir 1 and Kemp Reservoir by November 2023~~
- 🔹 Construct ~~Design~~ emergency backup power at the District's Headquarters and Reservoir 1 by March 2026 for the ~~MWRF High-lift Pump House by June 2024~~

## Strategic Goal #2

*Perpetually renew and improve our infrastructure.*

### Objective A: Manage water infrastructure assets to assure reliability.

- ~~◆ Complete electrical upgrades at the Fair/Newport vault by December 2023~~
- ~~◆ Complete improvement replacement of meter vault lids by June 2024~~
- ~~◆ Initiate construction of the Reservoir Rehabilitation Program by November 2023~~
- ~~◆ Replace SCADA radio communication equipment by October 2023~~
- ~~◆ Develop a plan for the State Clean Fleet Mandate and include an EV charging station at the MWRF by January 2024~~
- ~~◆ Design new District facility security hardening by January 2024~~
- ~~◆ Implement MWRF upgrades to improve system operations and useful life by March 2024~~
- ~~◆ Complete construction on Reservoir 2's Reservoir Management System by March 2025~~
- ~~◆ Create and memorialize a capital valve replacement process from valve discovery to updating assets in GIS by February 2025~~

### Objective B: Efficiently manage our water system.

- ~~◆ Submit a plan to implement Mesa Water's Computerized Maintenance Management System (CMMS) mobile functions—Mobile Work Order Functionality by October 2023 June 2025~~
- ~~◆ Select a Program Manager and develop a Request for Proposal for a new Plan Check system by June 2025~~
- ~~◆ Complete a study to evaluate supplying local groundwater to the City of Huntington Beach by March 2025~~
- ~~◆ Implement an updated water supply and demand optimization model by October 2024~~

### Objective C: Plan future projects based on data-driven and life-cycle cost decisions.

- ~~◆ Update to the Water System Master Plan including an Asset Management Plan by June January 20254~~

### Objective D: Improve Mesa Water's information technology infrastructure assets to assure reliability and security.

- ~~◆ Transition the Information Technology Data Center to a cloud-based data center services platform by December 2023~~
- ~~◆ Transition to Microsoft Office 365 by December 2023~~
- ~~◆ Implement enhanced cyber security tools and a monitoring system by June 2024~~
- ~~◆ Replace all workstations by June 2024~~
- ~~◆ Develop an Information Technology Asset Database by June 2024~~
- ~~◆ Conduct an assessment of the current IT 5-Year Master Plan by June 2024~~
- ~~◆ Implement improved meter reading software and hardware by June 2025~~

## Strategic Goal #3

*Be financially responsible and transparent.*

**Objective A: Maintain AAA financial goals and meet the appropriate designated fund level goals.**

- ~~Review possible increased efficiencies and cost savings in the management of Trust Accounts by September 2023~~
- ~~Review possible increased efficiencies and cost savings in the management of the District's Reserve Funds by December 2023~~
- ~~Update the Board's AAA goal and Designated Funds policy by September 2023~~
- Create an Investment Policy Statement by September 2024<sup>3</sup>
- ~~Review of Financial Service Processes and Implementation of Standard Operating Procedures by April 2025~~

**Objective B: Maintain competitive rates and efficiency in per capita expenditures.**

**Objective C: Fund the Board's and District's priorities.**

- Define a 10-15 year financial strategic plan by ~~September 2024~~ November 2023
- Prepare a 10-15 year financial strategic plan by June 2025<sup>4</sup>
- Conduct Federal Earmarks advocacy in 2024<sup>3</sup> for Mesa Water's priority projects—the "Cohort Pipe", "Mainline Valve", and "Cybersecurity by December 2024MWRF Backup Power"
- Implement a robust strategy to aggressively pursue grants and low-interest loan funding for Mesa Water's Capital Improvements and priority projects by June 2025 and lead the RFQ process to retain a Grants Services/Support consultant by August 2023

**Objective D: Encompass financial responsibility and transparency.**

- ~~Conduct a Needs Assessment, including an Action Plan, for the acquisition of an Electronic Records Management Software by October 2023~~ Implement an Electronic Content Management System by January 2025
- Standardize contracts and create a procurement matrix by ~~November~~ May 2024
- ~~Fully complete Resolution No. 1591 by delivering seven audits and one department assessment, and including the results in the review of the General Manager by November 2024~~
- ~~Select a professional consultant to conduct a business process assessment of Administrative Services and Human Resources by March 2025~~
- ~~Complete a business process assessment of Administrative Services and Human Resources, and deliver the report to the General Manager by June 2026~~

## Strategic Goal #4

### *Increase favorable opinion of Mesa Water.*

#### **Objective A: Enhance Mesa Water’s visibility and positive recognition.**

- ◆ ~~Implement a~~ Develop a “Detail the District” ~~list, options and~~ plan by ~~March–June~~ 2025
- ◆ Reach new audiences by hosting Yo Amo Mesa Water and an industry (e.g., building owners, health and medical professionals) briefing/event

#### **Objective B: Increase awareness of Mesa Water and water among key audiences.**

- ◆ Launch ~~Create a comprehensive outreach plan for the Mesa Water Education Center, and launch~~ a school field trip program and community tours by ~~October~~ September 2023
- ◆ Host 50 field trips and tours at the Mesa Water Education Center by June 2025

#### **Objective C: Increase customer knowledge about water-use efficiency and water-wise resources**

- ◆ Create Mesa Water-owned rebate programs by June 2025
- ◆ Reinstitute home water audits by June 2025

#### **~~Objective C: Unify Mesa Water messaging and publications.~~**

- ◆ ~~Prepare content for a bi-monthly constituent communication, and email six issues by June 2024~~

## Strategic Goal #5

*Attract, develop and retain skilled employees.*

### Objective A: Attract and retain a qualified, skilled and capable workforce.

- ~~Update the District's Employee Rules and Regulations by July 2023~~
- Complete a general salary increase survey of our benchmark agencies by ~~October 2023~~ June 2025
- ~~Administer the an Annual Employee Engagement pulse Survey by June January 2025~~
- ~~Explore options for a District Longevity Plan by June 2024~~
- ~~Assess competitiveness of Retiree Health Plan and explore changes by December 2024~~
- ~~Explore options for reconciling the disparity in retirement benefits between PEPRA and Classic plans by June 2025~~

### Objective B: Develop employee skills.

- ~~Facilitate presentation training for key staff by October 2023~~
- Conduct an two Elite Onboarding sessions by June 2025
- ~~Facilitate performance management training for managers and supervisors by September 2024~~

### Objective C: Enhance employee relations engagement.

- ~~Administer an annual employee engagement pulse survey by -January 2025~~
- ~~Conduct HR Roundtables with staff by June 2024~~ Administer the annual employee survey by June 2025

### Objective D: Provide a safe working environment for staff.

- ~~Conduct a Request for Proposal for Labor Legal Services by October 2023~~
- ~~Develop options for a District Wellness Plan by June 2024~~
- ~~Implement an updated wellness program by June 2025~~

### Objective E: Improve operational processes and workflow.

- ~~Update recruitment and selection Standard Operating Procedures by September 2024~~
- ~~Create an HR Calendar of Events by February 2025~~
- ~~Conduct a Request for Proposal for a Human Resource Information System by November 2024~~

# CUSTOMER SERVICE

## Strategic Goal #6

---

*Provide excellent customer service.*

**Objective A: Provide outstanding internal and external customer service in a timely, courteous and effective manner.**

**Objective B: Enhance the customer experience.**

- ◆ Competitively select a new customer information system by ~~September~~May 2024
- ◆ Implement a new customer information system by ~~March~~June 2025

**Objective C: Measure success.**

- ◆ Competitively select a consultant to examine the metrics and measurement values of ~~office the Elite~~ Customer Service ~~Standards~~ by ~~October 2023~~September~~July~~ 2024
- ◆ Evaluate the metrics and measurement values of the Elite Customer Service Standards by ~~March~~December 2024

**Objective D: Continuous improvement and reinforcement.**

## Strategic Goal #7

### *Actively participate in regional and statewide water issues.*

#### **Objective A: Accomplish the Board's Policy Priorities.**

- ◆ Advocate during the 2024~~3~~ state legislative session to support an appropriate water bond on the November 2024 ballot by November 2024
- ◆ Support the 2024~~3~~ ACWA-sponsored state ~~senate assembly~~ bill (~~SBAB 25993~~) to clean up enacted legislation from 2023 re. water shutoffs due to nonpayment and restitution authority by October 2024 streamline permitting for water infrastructure projects
- ◆ Re-engage the Buried Utilities Coalition (BUC) to advocate on priority air quality regulations of high impact to Mesa Water (CARB ACF, SCAQMD PR 1110.4) by December 2024

#### **Objective B: Positively influence water policy and other priority policy issues.**

- ◆ Influence 2024~~3~~ legislation (SB 1110, SB 1330) rulemaking regulations for CA water use efficiency ~~regulations~~ to be economically viable, environmentally appropriate, and feasible by October 2024
- ◆ Advocate during the 2024~~3~~ state legislative session to amend or oppose "Impact Fee" bills with concerning requirements re. connection fees and capacity charges nonfunctional turf bills (AB 1820572, ASB 937, SB 1210573) by October 2024

#### **Objective C: Optimize governmental efficiencies affecting Mesa Water.**

- ◆ Apply for award(s) -- as offered (ACWA ACE, ~~APWA, ICMA~~) -- for Mesa Water's Business Improvement Process effort efficiency (BiPi) by December 2024~~3~~
- ◆ Explore ways to improve internal efficiencies for FY 2025 Water Policy processes involving all departments at Mesa Water by June 2025

#### **Objective D: Facilitate Mesa Water's impactful participation with water, government, utility and non-governmental organizations.**

- ◆ ~~Support OCWD President Green's election as ACWA President and CGWD President Avila's election as ACWA Vice President in 2023~~
- ◆ Support Vice President DePasquale's MET Chair Adan Ortega's re-election in 2024 for a second two-year term by December 2024 to the ACWA Region 10 Board in ~~2023~~



*Dedicated to  
Satisfying our Community's  
Water Needs*

## MEMORANDUM

TO: Board of Directors  
FROM: Kurt Lind, Business Administrator  
DATE: April 24, 2024  
SUBJECT: Customer Information System Support Services

---

### RECOMMENDATION

Approve a contract with T2 Tech Group for \$42,835 to provide a professional technology team to support the evaluation and implementation of a Customer Information System, and authorize execution of the contract.

### STRATEGIC PLAN

Goal #3: Be financially responsible and transparent.  
Goal #6: Provide excellent customer service.

### PRIOR BOARD ACTION/DISCUSSION

At its April 26, 2023 meeting, the Board of Directors (Board) received an information item on the Customer Information System (CIS).

At its May 24, 2023 meeting, the Board approved a contract with Plante Moran for \$507,400 to competitively evaluate, select and implement a CIS that meets or exceeds Mesa Water District's (Mesa Water®) system specifications and requirements.

### DISCUSSION

The CIS Selection & Implementation project began in June 2023. To date, staff and Plante Moran have accomplished many milestones, including:

1. Formation of the Executive & Selection Committee
2. Develop Project Charter & Project Plan
3. District-wide Project Kickoff
4. Discovery Evaluation & Interviews
5. Current & Future State Business Process Workflows
6. Deliver CIS Process Improvement Report
7. Develop System Requirements & Specifications
8. Develop Request for Proposal (RFP)
9. RFP Release & Pre-proposal Meeting
10. RFP Evaluation Process
11. RFP Requirements & Specifications Analysis

Mesa Water is now in Phase 3 of the project where additional support is needed from T2 Tech Group for the technological evaluation and implementation of a Customer Information System. The following tasks will be provided to Mesa Water:

1. Proposal Analysis – Technical Review
2. Vendor Demonstration Support & Advisory Services
3. Due Diligence Support of Finalist Vendor
4. Statement of Work & Contract Support – Technology Requirements





5. Implementation Support
6. Documentation of IT Operations Process and Architecture
7. Go Live & Post-Implementation Support

The technical support work is planned over various phases of the project. Task 1 would begin in May 2024 and Task 7 is estimated to begin summer of 2025.

Staff recommends that the Board approve a contract with T2 Tech Group for \$42,835 to provide a professional technology team to support the evaluation and implementation of a Customer Information System.

#### FINANCIAL IMPACT

Requested funding of \$20,000 is budgeted in the Fiscal Year 2024 budget for Customer Information System Support Services; \$22,835 will be budgeted in the proposed Fiscal Year 2025 budget.

#### ATTACHMENTS

None.



*Dedicated to  
Satisfying our Community's  
Water Needs*

## MEMORANDUM

TO: Board of Directors  
FROM: Andrew D. Wiesner, P.E., District Engineer  
DATE: April 24, 2024  
SUBJECT: Capital Improvement Program Update

---

### RECOMMENDATION

Award a contract to Carollo Engineers, Inc. for \$954,504 and a contingency of \$95,450 for an amount not to exceed \$1,049,954 for the Capital Improvement Program Update Professional Services.

### STRATEGIC PLAN

Goal #2: Perpetually renew and improve our infrastructure.

### PRIOR BOARD ACTION/DISCUSSION

In the Fiscal Year (FY) 2024 Strategic Plan, the Board of Directors (Board) included Goal #2, Objective C: Plan future projects based on data-driven and life-cycle cost decisions. The FY 2024 Strategic Plan defined the action to achieve Objective C as follows: "Update to the Water System Master Plan including an Asset Management Plan."

### DISCUSSION

As the 2014 Capital Improvement Program nears completion, the Board included a Strategic Plan item to update the 2014 Water System Master Plan and develop an Asset Management Plan to generate the next 10-year Capital Improvement Program (CIP) for future projects based on data driven and life-cycle cost decisions. The key goals for the 2024 CIP Update include the following:

- **Water System Master Plan:**
  - Update potable and recycled water demands
  - Document capacity of water supplies
  - Compare supply and demand, and make recommendations to close any supply gaps
  - Update the hydraulic model and recalibrate with Well Nos. 12 and 14
  - Assess technology advancements that will influence how water districts function in the next 10 years
  - Assess current and upcoming regulations
- **Asset Management Plan:**
  - Define an "asset", and the requirements for asset management software
  - Evaluate asset management software
  - Develop a roadmap for Asset Management Program Implementation
- **Asset Condition Assessment:**
  - Plan and execute site by site condition assessment of all water production and storage assets, transmission system assets, and property assets
  - Rate asset condition and estimate remaining useful life
  - Document asset condition in asset management plan-ready format
  - Define projects to replace to refurbish assets that will reach the end of useful life in the next 10 years



- **Capital Improvement Program:**

- Develop a prioritized 10-year CIP based on the findings of each task

A scope of work to achieve the goals of the CIP Update was developed and reviewed by five consulting firms with deep experience in water system master planning and asset management. Their input was used to finalize the scope of work, and a Request for Proposal (RFP) for Professional Services was issued through Planet Bids. Four proposals were received and were reviewed by a selection committee comprised of District staff from Engineering, Operations, and the Office of the General Manager, plus an outside representative with strong experience in Asset Management. The selection committee selected three top-rated proposers to interview. After the interviews, the selection committee made final rankings and then opened the sealed cost envelopes. The ranking and costs are shown in Table 1.

**Table 1. Proposer Evaluation Summary**

Proposer	Rank	Cost
Carollo Engineers	1	\$954,504
Black & Veatch	2	\$992,699
Hazen & Sawyer	3	\$996,987

Carollo Engineers' (Carollo) proposal was the highest ranked by all selection committee members, and Carollo remained the top choice of the majority of the selection team members after the interviews. Carollo's cost proposal was the lowest cost of all proposals received. Staff recommends that the Board award a contract to Carollo for \$954,504 and a contingency of \$95,450 for an amount not to exceed \$1,049,954 for the Capital Improvement Program (CIP) Update Professional Services.

**FINANCIAL IMPACT**

In FY 2024, \$552,225 is budgeted for the Water System Master Plan; the remainder of the requested funding will be added to the proposed FY 2025 Budget.

	<u>Contract Actual Amounts</u>	<u>Contract Cost Amounts</u>
Initial Contract Estimate	\$1,000,000	
Original Contracts		\$ 0
Change Orders		\$ 0
Requested Funding		<u>\$ 954,504</u>
Revised Contracts		<u>\$ 954,504</u>
Actual Spent to Date		\$ 0
Revised Contract Estimate	\$ 954,504	

**ATTACHMENTS**

None.

**REPORTS:**

14. REPORT OF THE GENERAL MANAGER:
  - March Key Indicators Report

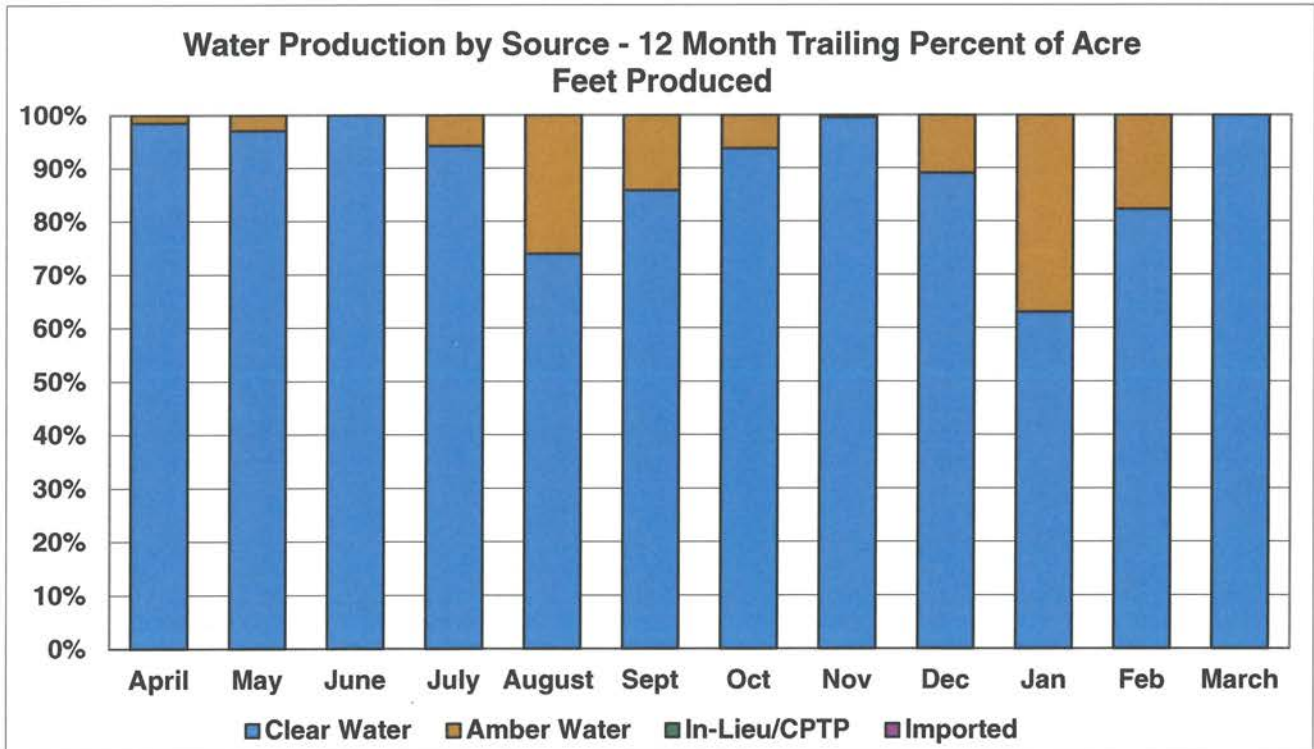
**Monthly Key Indicators Report  
For the Month of March 2024**

***Goal #1: Provide an abundant, local, reliable and safe water supply***

**FY 2024 Potable Production (Acre Feet)**

<b>Water Supply Source</b>	<b>FY 2024 YTD Actual (AF)</b>	<b>FY 2024 YTD Budget (AF)</b>	<b>FY 2024 Annual Budget (AF)</b>
<b>Clear Water</b>	9,637	10,398	13,875
<b>Amber Water (MWRP)</b>	1,423	1,649	2,449
<b>Imported</b>	0	0	0
<b>Basin Management Water</b>	0	0	0
<b>Total Production</b>	11,061	12,047	16,324

YTD actual water production (AF) through March 31, 2024



**Monthly Key Indicators Report  
For the Month of March 2024**

**Goal #1: Provide an abundant, local, reliable and safe water supply**

**FY 2024 System Water Quality – This data reflects samples taken in March**

<b>Distribution System:</b>	<b>Average</b>	<b>Range</b>	<b>MCL</b>
Chlorine Residual (mg/L) <i>Compliance</i>	0.73	0.10 – 1.1 Current RAA = 2.08	4 RAA
Coliform Positive % <i>Compliance</i>	0	0	5
Temperature (° F)	71	66 - 74	None

<b>Reservoir I &amp; II:</b>	<b>Average</b>	<b>Range</b>	<b>MCL</b>
Chlorine Residual (mg/L)	1.27	0.24 – 2.39	None
Monochloramine (mg/L)*	1.67	1.23 – 2.25	None
Ammonia (mg/L)*	0.07	0 – 0.55	None
Temperature (° F)	71	69 - 72	None

<b>Wells (Treated):</b>	<b>Average</b>	<b>Range</b>	<b>MCL</b>
Chlorine Residual (mg/L)*	1.32	1.02 – 2.51	None
Monochloramine (mg/L)*	0.58	0 – 2.68	None
Ammonia (mg/L)*	0.06	0 – 0.62	None
Temperature (° F)	71	68 - 74	None

<b>MWRF:</b>	<b>Average</b>	<b>Range</b>	<b>MCL</b>
Chlorine Residual (mg/L)	Off	-	None
Monochloramine (mg/L)	Off	-	None
Ammonia (mg/L)	Off	-	None
Temperature (° F)	Off	-	None
Color (CU) <i>Compliance</i>	Off	-	15
Odor (TON) <i>Compliance</i>	Off	-	3

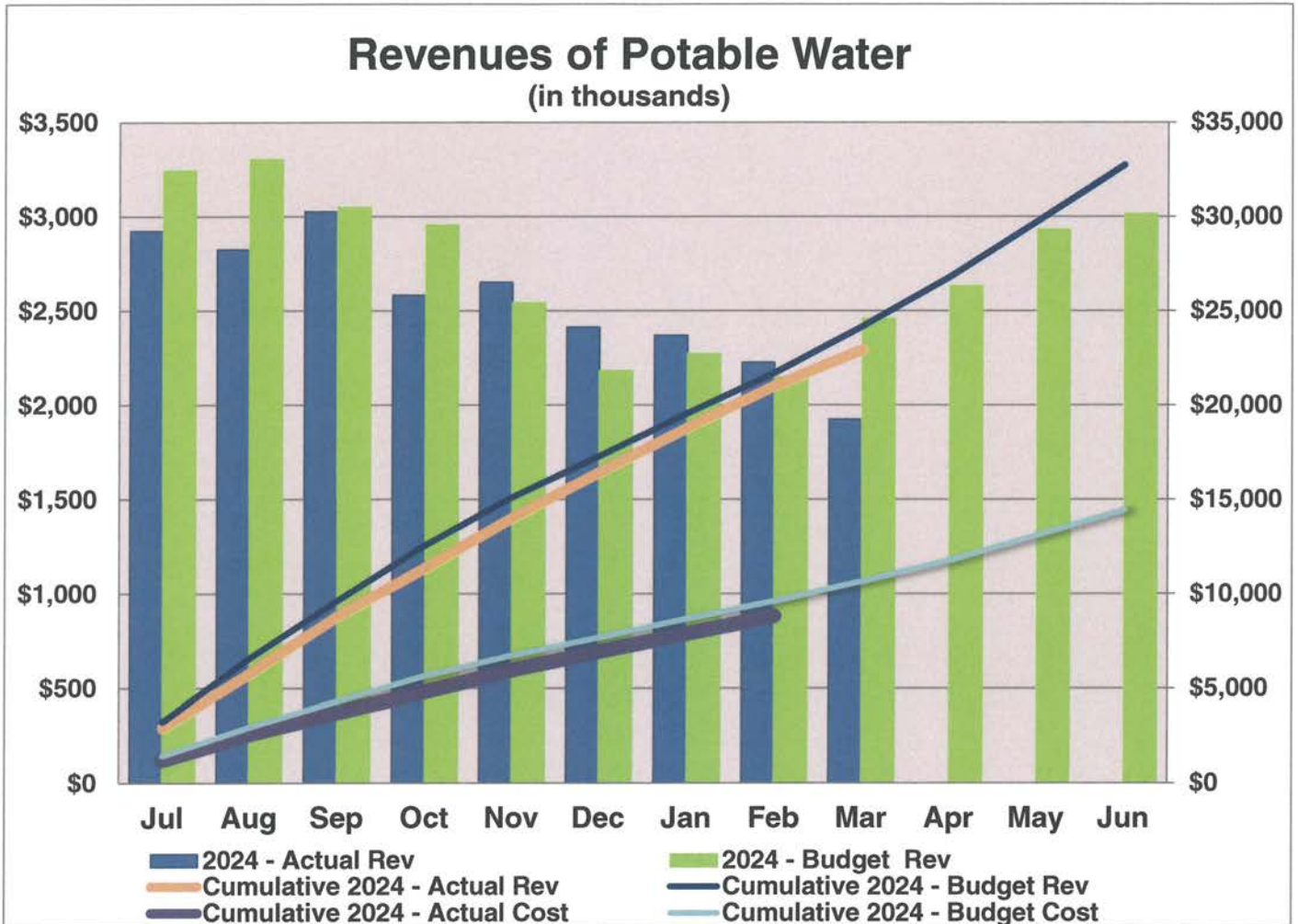
\*Chlorine conversion occurred March 4 – April 1, 2024. Some chlorine residual, monochloramine and ammonia levels were measured in early March prior to chlorine conversion.

**Water Quality Calls/Investigations:**

Total Calls	10
Total Investigations (from calls)	3

**Monthly Key Indicators Report  
For the Month of March 2024**

**Goal #2: Perpetually renew and improve our infrastructure**



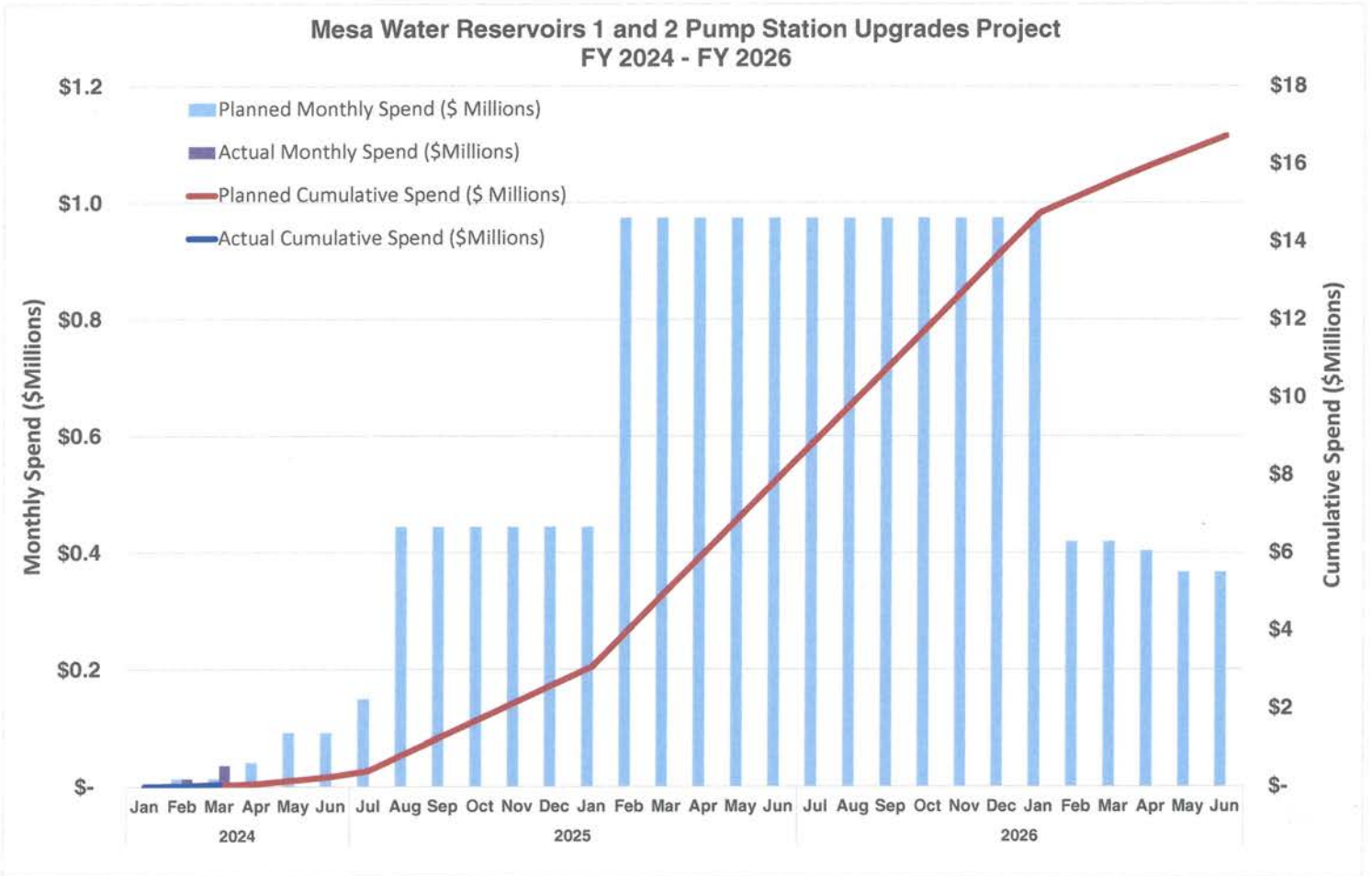
	Actual	Budget	Favorable (Unfavorable)	
			Difference	%
Total YTD Revenue \$	22,938,009	24,162,543	(1,224,534)	(5.07%)

	Actual	Budget	UnFavorable (Favorable)	
			Difference	%
Total YTD Cost \$ *	8,818,891	9,597,848	(778,957)	(8.12%)

\* YTD Cost is trailing YTD Revenue by one month due to the timing of when costs are available.

**Monthly Key Indicators Report  
For the Month of April 2024**

**Goal #3: Be financially responsible and transparent**





**Monthly Key Indicators Report  
For the Month of March 2024**

***Goal #4: Increase favorable opinion of Mesa Water***

**Web Site Information**

<b>Web Site Information</b>	<b>February 2024</b>	<b>March 2024</b>
Visits to the web site	9,169	9,569
New visitors (First time to the site)	6,321	6,605
Average per day	316	308
Average visit length	212 seconds	210 seconds
Page visited most	Online Bill Pay	Online Bill Pay
Second most visited page	Human Resources	Human Resources
Third most visited page	Rates and Fees	Contact Us
Fourth most visited page	About Us	Rates & Fees
Fifth most visited page	Customer Service	About Us
Most downloaded file	2023 Water Quality Report	2023 Water Quality Report
Second most downloaded file	Salary Table	Salary Table
Most active day of the week	Thursday	Monday
Least active day of the week	Sunday	Sunday

<b>Total visits since July 1, 2002</b>	<b><u>1,905,211</u></b>
--	-------------------------

**Water Vending Machine Information**

<b>Vending Machine Location</b>	<b>Vend Measurement</b>	<b>March 2024 Vends</b>	<b>Totals Vends</b>
Mesa Water Office	1 gallon	5,505	708,773

**Monthly Key Indicators Report  
For the Month of March 2024**

***Goal #5: Attract, develop and retain skilled employees***

DEPARTMENT:	FY 2024			COMMENTS:
	BUDGET	FILLED	VACANT	
<b>OFFICE OF THE GENERAL MANAGER:</b>				
General Manager	1.00	1.00	0.00	
Business Administrator	1.00	1.00	0.00	
<b>Subtotal</b>	<b>2.00</b>	<b>2.00</b>	<b>0.00</b>	
<b>ADMINISTRATIVE SERVICES:</b>				
Administrative Services	5.00	5.00	0.00	
<b>Subtotal</b>	<b>5.00</b>	<b>5.00</b>	<b>0.00</b>	
<b>CUSTOMER SERVICES:</b>				
Customer Service	4.00	3.00	1.00	Customer Services Manager - <i>vacant; on hold.</i>
<b>Subtotal</b>	<b>4.00</b>	<b>3.00</b>	<b>1.00</b>	
<b>ENGINEERING:</b>				
Engineering	4.00	4.00	0.00	
<b>Subtotal</b>	<b>4.00</b>	<b>4.00</b>	<b>0.00</b>	
<b>FINANCIAL SERVICES:</b>				
Financial Reporting/ Purchasing	4.00	4.00	0.00	
Accounting	2.00	2.00	0.00	
<b>Subtotal</b>	<b>6.00</b>	<b>6.00</b>	<b>0.00</b>	
<b>HUMAN RESOURCES:</b>				
Human Resources	2.00	2.00	0.00	
<b>Subtotal</b>	<b>2.00</b>	<b>2.00</b>	<b>0.00</b>	
<b>PUBLIC AFFAIRS:</b>				
Outreach, Education & Communications	1.50	0.50	1.00	Senior Public Affairs Specialist - <i>vacant; on hold.</i>
Conservation	1.00	1.00	0.00	
<b>Subtotal</b>	<b>2.50</b>	<b>1.50</b>	<b>1.00</b>	
<b>WATER OPERATIONS:</b>				
Supervision/Support	8.00	7.00	1.00	Assistant Water Operations Manager - <i>vacant; recruitment in process.</i>
Distribution	10.00	10.00	0.00	
Field Services	5.00	5.00	0.00	
Production	4.00	4.00	0.00	
Water Quality	2.00	2.00	0.00	
<b>Subtotal</b>	<b>29.00</b>	<b>28.00</b>	<b>1.00</b>	
<b>WATER POLICY:</b>				
Legislative & Governmental Affairs	1.50	1.50	0.00	
<b>Subtotal</b>	<b>1.50</b>	<b>1.50</b>	<b>0.00</b>	
<b>* TOTAL BUDGETED POSITIONS:</b>	<b>56.00</b>	<b>53.00</b>	<b>3.00</b>	

**Monthly Key Indicators Report  
For the Month of March 2024**

***Goal #6: Provide excellent customer service***

**Customer Calls**

<b>Call Type</b>	<b>FY 2024 YTD</b>	<b>March 2024</b>	<b>YTD Weekly Average</b>
General Billing Question	1084	122	28
Service Requests	1196	136	31
High Bill	1002	81	26
Payments	1581	141	41
Late Fee	1338	147	34
Account Maintenance	392	43	10
On-Line Bill Pay	1872	195	48
Water Pressure	29	3	1
No Water	87	10	2
Conservation	39	4	1
Water Waste	32	3	1
Other (District info. other utility info. etc.)	1383	227	35
Rate Increase	44	0	1
Fluoridation	0	0	0
<b>TOTAL CUSTOMER CALLS</b>	<b>10080</b>	<b>1112</b>	<b>259</b>
<b>AVERAGE ANSWER TIME (Seconds)</b>	<b>21</b>	<b>21</b>	<b>21</b>

**Online Bill Pay Customers**

<b>Customers Enrolled</b>	<b>FY 2024 YTD</b>	<b>March 2024</b>	<b>YTD Weekly Average</b>
<b>22512</b>	<b>1732</b>	<b>247</b>	<b>44</b>

**REPORTS:**

15. DIRECTORS' REPORTS AND COMMENTS



*Dedicated to  
Satisfying our Community's  
Water Needs*

## MEMORANDUM

TO: Board of Directors  
FROM: Stacy Taylor, Water Policy Manager  
DATE: April 24, 2024  
SUBJECT: Federal Advocacy Update

---

### RECOMMENDATION

Receive and file the Federal Advocacy Update.

### STRATEGIC PLAN

Goal #7: Actively participate in regional and statewide water issues.

### PRIOR BOARD ACTION/DISCUSSION

This item is provided monthly at a Mesa Water District (Mesa Water®) Board of Directors meeting.

### DISCUSSION

Attached are the Federal Advocacy Report and the list of Federal legislation that Mesa Water is tracking.

### FINANCIAL IMPACT

In Fiscal Year 2024, \$475,000 is budgeted for Water Policy Support Services \$349,215 has been spent to date.

### ATTACHMENTS

Attachment A: Federal Advocacy Report  
Attachment B: Federal Legislation Tracker



To: Mesa Water District  
From: Van Scoyoc Associates (VSA); Geoff Bowman, Pete Evich, Ashley Strobel, Jessica Flewallen  
Date: April 15, 2024  
Subject: April 2024 Report

---

### **Congressional Update**

On March 23<sup>rd</sup>, President Biden signed the final six Fiscal Year 2024 Appropriations bills into law. The package provides funding for the Defense, Financial Services, Homeland Security, Labor-HHS, Legislative Branch, and State and Foreign Ops appropriations bills. Earlier in March, Congress enacted 6 of the FY2024 bills, including the Interior-EPA, Energy & Water, Transportation-HUD, Commerce-Justice-Science, Agriculture-FDA, and Military-Construction bills. Both Chambers are now beginning work on the FY25 appropriations bills. In mid-March, Representative Mike Gallagher (R-WI) announced his plans to resign from Congress at the end of April. This will leave the U.S. House of Representatives with 217 Republican seats and 213 Democratic seats, reducing the Republican majority to a margin of just one vote. Democrats are expected to fill a safe seat in a special election in May, and Republicans to fill two seats in the coming months. Additionally, On March 22<sup>nd</sup>, House Appropriations Committee Chair Kay Granger (R-TX) [announced](#) she would be stepping down from the position. Granger, retiring at the end of this session of Congress, stated she will finish out the term and plans to serve as “chair emeritus.” On April 9<sup>th</sup>, the House Steering Committee voted to elect Representative Tom Cole (R-OK) as the new Chair, and on April 10<sup>th</sup>, the Republican Conference formalized the change on the House Floor. Cole has his work cut out for him in negotiating the FY2025 appropriations bills before the September deadline to fund the federal government into the next fiscal year.

### **Special District Grant Accessibility Legislation Introduced**

At the beginning of March, Representatives Pat Fallon (R-TX) and Brittany Petterson (D-CO) introduced the “Special District Grant Accessibility Act” ([H.R.7525](#)), which would define “special district” in federal law. The bill would require special districts to be recognized as local units of government and therefore eligible for federal funding. The bill favorably passed the House Oversight and Accountability Committee and now heads to the House Floor for a vote, although the timing of the vote is uncertain. Mesa Water is supportive of the legislation and sent a letter of support to its House delegation. VSA will keep Mesa Water updated on any further developments on the legislation.

### **EPA Issues Final Drinking Water Rule**

On April 10<sup>th</sup>, the U.S. Environmental Protection Agency (EPA) released the final National Primary Drinking Water Regulation (NPDWR) for six Per- and Polyfluorinated Substances (PFAS) chemicals. The rule sets enforceable Maximum Contaminant Levels (MCLs) of 4 parts per trillion (ppt) for perfluorooctanoic acid (PFOA) and perfluorooctane sulfonic acid (PFOS) in drinking water. The rule also sets MCLs of 10 ppt for three additional PFAS chemicals in drinking water, including perfluorononanoic acid (PFNA), perfluorohexane sulfonate (PFHxS), and “GenX” chemicals. The EPA is now estimating it could cost between \$772 million and \$1.2 billion for utilities to comply with the rule.

The new requirements for public water systems under the NPDWR include three years to complete initial monitoring followed by ongoing compliance monitoring and publications of recorded PFAS levels beginning in 2027; five years to implement solutions that reduce PFAS if levels exceed the MCLs; and beginning in five years must alert the public if MCLs are still exceeded.

Legal experts are warning this rule could start a trend of manufacturers, business groups, and water systems filing court challenges to block the rule. They will likely argue the rules were created without considering the cost of compliance and without adequate supporting evidence, violates requirements under the Safe Drinking Water Act. VSA will keep Mesa Water apprised as new information becomes available. Additionally, VSA will share the final rule when it is published in the Federal Register.

- See EPA’s press release [here](#) and the pre-publication version of the rule in the Federal Register [here](#).

### **Water Groups Call on Congress to Stop Earmarking under the SRFs**

State agencies and water associations are urging Members of Congress to “save” funding that is being used for Community Project Funding requests under the Clean Water and Drinking Water State Revolving Funds for the traditional State Revolving Loan Fund (SRF) process for water infrastructure projects. The groups highlight that in recent years, Members of Congress have used funding from the Clean Water and Drinking Water SRFs to pay for projects they have earmarked in their districts. Members of Congress have pointed out the SRFs have gotten funding boosts through the Bipartisan Infrastructure Law. A new group, “Save the SRFs,” argues that funding from the Bipartisan Infrastructure Law for the SRFs has largely offset the cost of the earmarked projects. The Environmental Council of States (ECOS) has stated that earmarked projects can be more difficult for EPA and state agencies to implement and permit. While Members have argued that earmarking projects can give funding to communities that may not make it through the SRF application process.

### **PFAS CERCLA Hearing**

On March 20<sup>th</sup>, the Senate Environment and Public Works Committee held a [hearing](#) entitled “Examining PFAS as a Hazardous Substances.” During the hearing, Senators and witnesses

discussed EPA's proposed rule to designate PFAS chemicals as hazardous substances under the Comprehensive Environmental Response, Compensation, and Liability Act (CERCLA). They discussed how EPA's rule would affect utilities and considered the solutions offered in witness testimony. Senator Alex Padilla (D-CA) noted the PFAS CERCLA designations were a priority topic in a discussion he had with representatives of the Association of Metropolitan Water Agencies during the morning of the hearing. A topic that Senator Padilla raised, along with other Senators on the panel, centered around how EPA's ability to use enforcement discretion to limit water utilities' liability may also apply to potential legal suits from third parties. Witness Scott Faber, who testified on behalf of the Environmental Working Group, emphasized that EPA's intention is to issue a clear enforcement discretion policy along with the final CERCLA rule stating the Agency does not plan to focus the responsibility for PFAS contamination on public water providers. Witnesses Robert Fox, testifying on behalf of the National Waste and Recycling Association & Solid Waste Association, and Michael Witt, testifying on behalf of both the Passaic Valley Sewerage Commission and the Water Coalition Against PFAS, countered that EPA's claim that it plans to exercise enforcement discretion will not provide a liability shield from third parties who would still be able to sue those entities – such as water and wastewater agencies - which had no role or responsibility for PFAS contamination. VSA will continue to keep Mesa Water apprised of further developments on this issue.

#### **Biden Administration to Discuss Cybersecurity Threats with Water Sector**

On March 18<sup>th</sup>, EPA Administrator Michael Regan and White House National Security Advisor Jake Sullivan sent a [letter](#) inviting U.S. Governors and their respective States' environment, health, and homeland security secretaries to a virtual meeting on Thursday March 21<sup>st</sup>, to discuss efforts to implement cybersecurity practices in the water sector. The letter highlights recent attacks and threats on the nation's water systems and emphasizes the need for the federal government and states to partner to promote the best cybersecurity practices in the water sector. Last year, EPA introduced a cybersecurity mandate for water utilities but withdrew the measure after water utility trade associations and Attorneys' Generals in Republican states pushed back on the measure.



## **SUPPORT**

### **Low-Income Household Assistance Water Program (LIHWAP) Establishment Act ([S.3830](#)) Sen. Alex Padilla (D-CA)**

**Status:** Senate - 02/28/2024 Read twice and referred to the Committee on Health, Education, Labor, and Pensions.

**Summary:** The bill would direct the Secretary of the Department of Health and Human Services (HHS) and Administrator of the Environmental Protection Agency (EPA) to make permanent the Low-Income Household Assistance Water Program (LIHWAP). The bill would allow HHS to award grants to eligible entities to provide funds to public water systems to assist low-income households in paying for drinking water or wastewater services.

### **Water Efficiency, Conservation, and Sustainability Act of 2023 ([S.2654/H.R.5016](#)) Sen. Alex Padilla/ Rep. Mike Levin (D-CA)**

**Status:** Senate – 07/27/2023 Read twice and referred to the Committee on Environment and Public Works. House – 07/28/2023 Referred to the House Energy and Commerce Subcommittee on Environment, Manufacturing, and Critical Minerals. Mesa Water wrote a letter of support for Rep. Levin’s House version of the bill.

**Summary:** This bill would create programs at the EPA for states, municipalities, and utilities for water improvement program, a water loss control program, and a program to adopt and implement water-efficient plumbing codes.

### **Support to Rehydrate the Environment, Agriculture, and Municipalities Act (STREAM) Act ([S.2162](#)) Late Sen. Dianne Feinstein (D-CA)**

**Status:** 07/19/2023 – Considered in Committee on Energy and Natural Resources Subcommittee on Water and Power hearing. Mesa Water wrote a support letter for the STREAM Act.

**Summary:** This bill would expedite non-federal storage projects with less than \$250 million in federal funding, water recycling, and desalination projects by allowing the Department of the Interior to approve the projects. This provision is needed following the Water Infrastructure Improvements for the Nation Act’s expiration in December 2021. Absent this provision, Congress must individually authorize all water recycling, desalination, and storage projects, with the exception of projects that receive construction funding under the bipartisan infrastructure legislation.

### **Reclamation Climate Change and Water Program Reauthorization Act of 2023 ([H.R.3027](#)) Rep. Katie Porter (D-CA)**

**Status:** 06/14/2023 – Considered in a Subcommittee hearing held by House Natural Resources Subcommittee on Water, Wildlife and Fisheries.

**Summary:** The bill would reauthorize the Bureau of Reclamation’s Climate Change and Water Program which will expire at the end of 2023.

### **Desalination Research Advancement Act ([H.R.7612](#)) Rep. Mike Levin (D-CA)**

**Status:** 05/12/2022 – Subcommittee Hearings Held. Rep. Levin’s office has communicated to VSA they will soon reintroduce the bill.

**Summary:** This bill would reauthorize the Bureau of Reclamation’s Desalination and Water Purification Research (DWPR) Program, which funds projects to improve water supply development from seawater, brackish groundwater, and wastewater.

**Special District Grant Accessibility Act ([H.R.7525](#)) Rep. Pat Fallon (R-TX)**

**Status:** 03/07/2024 – Ordered to be Reported in the Nature of a Substitute (Amended) by the Yeas and Nays: 38 – 2.

**Summary:** The bill would require special districts to be recognized as local government and be eligible for federal funding.

**WATCH**

**The Health Drinking Water Affordability Act (Healthy H2O Act) ([H.R.1721/S.806](#)) Rep. Chellie Pingree (D-ME)/Sen. Tammy Baldwin (D-WI)**

**Status:** Senate – 03/15/2023 Read twice and referred to the Committee on Agriculture, Nutrition, and Forestry. House – 04/25/2023 Referred to the Subcommittee on Commodity Markets, Digital Assets, and Rural Development.

**Summary:** The bill would provide grants through the U.S. Department of Agriculture for water quality testing and to purchase and install point-of-entry water filtration systems to remove contaminants from drinking water.

**Clean Water Act of 2023 ([H.R.5983](#)) Rep. Rick Larsen (D-OR)**

**Status:** 10/27/2023 – Referred to the Subcommittee on Water Resources and Environment.

**Summary:** This bill would clarify “protected water resources” under the Clean Water Act and would reinstate protections on 50% of wetlands and 70% of rivers that lost protection under the *Sackett v. EPA Hearing*.

**PFAS Accountability Act of 2024 ([H.R. 7194/S.3725](#)) Rep. Madeleine Dean (D-PA)/Sen. Kirsten Gillibrand (D-NY)**

**Status:** House - 02/02/2024 Referred to the Subcommittee on Environment, Manufacturing, and Critical Materials.

Senate - 02/01/2024 Read twice and referred to the Committee on Environment and Public Works.

**Summary:** This bill establishes requirements and incentives to limit the use of perfluoroalkyl and polyfluoroalkyl substances, commonly referred to as PFAS, and remediate PFAS in the environment. The bill directs the EPA to designate the PFAS perfluorooctanoic acid (PFOA) and perfluorooctanesulfonic acid (PFOS) as a hazardous substance under the Comprehensive Environmental Response, Compensation, and Liability Act of 1980, thereby requiring remediation of releases of those PFAS into the environment.

**Water Affordability, Transparency, Equity, and Reliability Act of 2023 (WATER) Act Rep. Bonnie Watson Coleman (D-NJ) ([H.R.1729](#))**

**Status:** 04/25/2023 – Referred to the Subcommittee on Commodity Markets, Digital Assets, and Rural Development.

**Summary:** The legislation would assist communities in securing access to clean and reliable drinking water. The bill also contains provisions to combat PFAS and provide grants for low-income communities struggling with unaffordable water bills.

**Water Access Act ([H.R.5793](#)) Rep. Debbie Dingell (D-MI)**

**Status:** 09/28/2023 – Referred to the House Committee on Appropriations.

**Summary:** This bill would appropriate \$500 million to LIHWAP under sec. 2912 of the American Rescue Plan Act of 2021, for fiscal year 2024.

**Canal Conveyance Capacity Restoration Act ([S.2161/H.R.2419](#)) Late Sen. Dianne Feinstein (D-CA)/Rep. Jim Costa (D-CA)**

**Status:** Senate – 07/19/2023 Considered in Energy and Natural Resources Committee Water and Power Subcommittee hearing. House – 05/08/2023 Referred to the Subcommittee on Water, Wildlife, and Fisheries.

**Summary:** This bill would authorize a one-third federal cost share for restoring canal capacity. Additionally, the bill would authorize over \$833 million for restoration efforts at the Friant-Kern Canal, Delta Mendota Canal, California Aqueduct, and San Joaquin River.

**Preserving Choice in Vehicle Purchase Act ([H.R.1435](#)) Rep. John Joyce (R-PA)**

**Status:** 09/18/2023 – Received in the Senate and Read twice and referred to the Committee on Environment and Public Works.

**Summary:** This bill would block the U.S. Environmental Agency from giving California a waiver to “limit the sale or use of new motor vehicles with internal combustion engines.” It would do so by modifying the waiver process under the Clean Air Act related to state emission control standards for new motor vehicles.

**Flood Prevention and Snowpack Management Act ([H.R.4247](#)) Rep. Josh Harder (D-CA)**

**Status:** 06/22/2023 – Referred to the Subcommittee on Water Resources and Environment

**Summary:** This legislation would create a task force to monitor California snowpack and flood mitigation. The task force would be established by the Secretary of the Army, acting through the Chief of Engineers, and led by representatives in Congress and Federal agencies.

**Water Systems PFAS Liability Protection Act ([S.1430](#)) Sen. Cynthia Lummis (R-WY)**

**Status:** 05/03/2023 – Read twice and referred to the Committee on Environment and Public Works.

**Summary:** To exempt water systems from liability costs that would stem from EPA’s proposed rule to designate PFOA and PFOS as hazardous substances under the Comprehensive Environmental Response, Compensation and Liability Act (CERCLA).

**Working to Advance Tangible and Effective Reforms (WATER) for California Act ([H.R.215](#)) Rep. David Valadao (R-CA)**

**Status:** 04/28/2023 – Ordered to be Reported (Amended) by the Yeas and Nays: 22 - 17.

Included in the House Appropriations Energy and Water Subcommittee appropriations bill.

**Summary:** This bill would require the Central Valley Project and State Water Project promote more water deliveries to farmers under a 2019 Trump-era biological opinion. This legislation would also reauthorize the surface water storage project program and operations of the Central Valley and State Water Projects created in the WIIN Act.

**Water Supply Permitting Coordination Act ([H.R.186](#)) Rep. Tom McClintock (R-CA)**

**Status:** 02/21/2023 – Referred to the Subcommittee on Water, Wildlife, and Fisheries. Included in House Energy & Water Appropriations bill.

**Summary:** This legislation would establish a framework for federal agencies that hold permitting authority to coordinate reservoir construction work and make public the construction schedules, data, and technical materials to prevent delays and create more water supply.

**Water System Threat Preparedness and Resilience Act of 2023 ([H.R.1367/S.660](#)) Rep. Janice Schakowsky (D-IL)/Sen. Edward Markey (D-MA)**

**Status:** Senate – 03/06/2023 – Read twice and referred to the Committee on Environment and Public Works. House – 03/10/2023 Referred to the Subcommittee on Environment, Manufacturing, and Critical Materials.

**Summary:** The legislation would provide funding for water utilities to join the Water Information Sharing and Analysis Center (WaterISAC) to gain access to critical information and practices to protect and mitigate cyber threats.

**Restoring WIFIA Eligibility Act ([H.R.2671](#)) Rep. Jim Costa (D-CA)**

**Status:** 04/19/2023 – Referred to the Subcommittee on Water Resources and Environment.

**Summary:** This bill would amend the Water Infrastructure Finance and Innovation Act of 2014 (WIFIA) to clarify that federally-owned infrastructure projects managed by non-federal entities are eligible for WIFIA funding.

**Protect Our Water Rights Act ([H.R.289](#)) Rep. Doug LaMalfa (R-CA)**

**Status:** 02/21/2023 – Referred to the Subcommittee on Water, Wildlife, and Fisheries.

**Summary:** To mandate contract water deliveries of the Central Valley Project and Klamath River Basin Reclamation Project by the Bureau of Reclamation in normal precipitation years and guarantee additional water in dry years.

**Water Quality and Environmental Innovation Act ([H.R.873](#)) Rep. Byron Donalds (R-FL)**

**Status:** 02/17/2023 – Referred to the Subcommittee on Environment, Manufacturing, and Critical Materials.

**Summary:** To authorize the Administrator of the Environmental Protection Agency to award grants and contracts for projects that use emerging technologies to address threats to water quality.

**California Water Infrastructure Act ([H.R. 1181](#)) Rep. John Garamendi (D-CA)**

**Status:** 02/27/2023 – Referred to the Subcommittee on Water Resources and Environment.

**Summary:** This bill would assist in expediting U.S. Bureau of Reclamation water projects by accepting alternative environmental reviews conducted under state laws, such as the California Environmental Quality Act, in place of federal reviews under the National Environmental Policy Act.

**Federally Integrated Species Health (FISH) Act ([H.R.872](#)) Rep. Ken Calvert (R-CA)**

**Status:** 02/21/2023 – Referred to the Subcommittee on Water, Wildlife, and Fisheries.

**Summary:** This legislation would eliminate the National Oceanic and Atmospheric Administration (NOAA) Fisheries' oversight role in regulating salmon and other fish under the Endangered Species Act and designate the Fish and Wildlife Life Service (FWS) as the sole regulatory authority.

**Open Access Evapotranspiration Data Act ([H.R.2429/S.1118](#)) Rep. Susie Lee (D-NV)/Sen. Catherine Cortez Masto (D-NV)**

**Status:** Senate - 04/09/2024 Placed on Senate Legislative Calendar under General Orders. Calendar No. 355

House – 05/08/2023 Referred to the Subcommittee on Water, Wildlife, and Fisheries.

**Summary:** This bill would create a program within the Department of the Interior to share public data on estimates of evapotranspiration from satellites and weather stations with water managers

**To amend the Federal Water Pollution Control Act with respect to permitting terms. ([H.R.1181](#)) Rep. John Garamendi (D-CA)**

**Status:** 2/27/2023 – Referred to Subcommittee on Water Resources and Environment

**Summary:** This bill would extend National Pollution Discharge Elimination System permits from 5 years to 10 years.

**Stop the Delta Tunnel Act ([H.R.924](#)) Rep. Josh Harder (D-CA)**

**Status:** 02/10/2023 – Referred to the Subcommittee on Water Resources and Environment.

**Summary:** This bill would prohibit the Army Corps of Engineers from issuing a federal permit necessary for the State of California to build the Delta Conveyance Project, commonly known as the Delta Tunnel.

**([H.J.Res.27/S.J.Res.7](#)) Rep. Sam Graves (R-MO)/Sen. Shelly Moore Capito (R-WV)**

**Status:** House - 04/18/2023 – The Chair directed the Clerk to notify the Senate of the action of the House.

Senate - 02/13/2023 Star Print ordered on the joint resolution.

**Summary:** A joint resolution providing for congressional disapproval under chapter 8 of title 5, United States Code, of the rule submitted by the Department of the Army, Corps of Engineers, Department of Defense, and the Environmental Protection Agency relating to "Revised Definition of 'Waters of the United States'"

**Clean Water Allotment Modernization Act of 2023 ([S.115/H.R.3167](#)) Sen. Marco Rubio (R-FL)**

**Status:** Senate – 01/26/2023 Read twice and referred to the Committee on Environment and Public Works.

House - 05/10/2023 Referred to the Subcommittee on Water Resources and Environment.

**Summary:** A bill to revamp the 36-year-old formula used by the federal government to allocate the clean water state revolving fund allocation among states. It would require the Environmental Protection Agency to regularly update how funding allocations are based.

**Veterans Exposed to Toxic PFAS Act ([H.R.4249/S.2294](#)) Rep. Dan Kildee (D-MI)/Sen. Debbie Stabenow (D-MI)**

**Status:** Senate – 07/13/2023 Read twice and referred to the Committee on Veterans' Affairs.

House – 08/08/2023 Referred to the Subcommittee on Health.

**Summary:** This bill provides eligibility for Department of Veterans Affairs hospital care and medical services to veterans and their family members (including those in utero) who have specified conditions and resided at a military installation where individuals were exposed to perfluoroalkyl and polyfluoroalkyl substances, commonly known as PFAS. PFAS are man-made and may have adverse human health effects.

**Wildfire Response and Drought Resiliency Act ([H.R. 5118](#)) Rep. Joe Neguse (D-CO)**

**Status:** Passed house (218-199) 07/29/2022. Received in the Senate 08/02/2022.

**Summary:** A legislative package that includes over 40 bills that would authorize billions of dollars in federal funding for the Departments of Interior and Agriculture for implementation of forest management, water, and climate programs. It would also expand federal disaster relief assistance and research efforts on effects of wildfire on public health, and programs to improve water efficiency and conservation in tribal and low-income communities.

**Controlling America's Perilous Spending (CAPS) Act ([H.R. 9032](#)) Rep. Jodey Arrington (R-TX)**

**Status:** 09/29/2022 – Referred to the Budget and Rules Committees.

**Summary:** This bill would amend the Balanced Budget and Emergency Deficit Control Act of 1985 to extend the discretionary spending limits through fiscal year 2032.

**To include water supply and water conservation as a primary mission of the Corps of Engineers**

**([H.R. 7065](#)) Rep. Grace Napolitano (D-CA)**

**Status:** 01/22/2024 Referred to the House Committee on Transportation and Infrastructure.

**Summary:** This bill would include water supply and water conservation as a primary mission of the Corps of Engineers in planning, designing, constructing, modifying, operating, and maintaining water resources development projects.

**Clean Water SRF Parity Act ([H.R.250](#)) Rep. John Garamendi (D-CA)**

**Status:** 02/01/2023 – Referred to the Subcommittee on Water Resources and Environment.

**Summary:** A bill to expand the state revolving fund established under the Clean Water Act, including by allowing low-interest loans to be given to privately owned treatment works to address wastewater. Currently, loans are given to wastewater systems that are publicly owned.

**PFAS Action Act of 2023 ([H.R.6805](#)) Rep. Debbie Dingell (D-MI)**

**Status:** House - 01/02/2024 Referred to the Subcommittee on Water Resources and Environment

**Summary:** To require the Administrator of the Environmental Protection Agency to designate per- and polyfluoroalkyl substances as hazardous substances under the Comprehensive Environmental Response, Compensation, and Liability Act of 1980.

**Water Affordability, Transparency, Equity, and Reliability Act of 2023 ([S.938](#)) Sen. Bernard Sanders (I-VT)**

**Status:** Senate - 03/22/2023 Read twice and referred to the Committee on Finance.

**Summary:** This bill increases funding for water infrastructure to control water pollution or protected drinking water. In addition, the bill revises requirements concerning the clean water state revolving fund (SRF) and the drinking water SRF. It also creates or reauthorizes several grant programs related to water infrastructure, such as grants for removing lead from drinking water.

**Water Conservation Rebate Parity Act (HR\_\_\_\_\_) Representative Jared Huffman (D-CA)(tent.)**

**Status:** not yet introduced

**Summary:** This proposed legislation would provide tax incentives and rebates for water efficiency activities.



*Dedicated to  
Satisfying our Community's  
Water Needs*

## MEMORANDUM

TO: Board of Directors  
FROM: Stacy Taylor, Water Policy Manager  
DATE: April 24, 2024  
SUBJECT: State Advocacy Update

---

### RECOMMENDATION

Receive and file the State Advocacy Update.

### STRATEGIC PLAN

Goal #7: Actively participate in regional and statewide water issues.

### PRIOR BOARD ACTION/DISCUSSION

This item is provided monthly at a Mesa Water District (Mesa Water®) Board of Directors meeting.

### DISCUSSION

Attached are the State Advocacy Report and the list of State legislation that Mesa Water is tracking.

### FINANCIAL IMPACT

In Fiscal Year 2024, \$475,000 is budgeted for Water Policy Support Services; \$349,215 has been spent to date.

### ATTACHMENTS

Attachment A: State Advocacy Report  
Attachment B: State Legislative Status Report





April 16, 2024

To: Stacy Taylor, Mesa Water District  
From: Dennis Albiani, Annalee Augustine, California Advocates  
Subject: April 2024 Report

---

April is one of the busiest months in the State Capitol, as members present and vote on hundreds of new bills in the first round of policy committee hearings. This year there has also been significant action on the budget in April, as the Governor, Senate Pro Tem, and Assembly Speaker all agreed to early budget action to implement many of the Governor's suggested balancing actions to offset the looming deficit. Specifically related to water and natural resources, this plan reduces forecast-informed reservoir operations funding by \$6.8 million, reduces watershed climate resilience funding by \$206.5 million of \$494.5 million total, and loans \$200.6 million from the Underground Storage Tank Cleanup fund to the General Fund. A summary by the Assembly Budget Committee can be found [HERE](#) and the Senate Budget Committee [HERE](#).

The Secretary of State certified election results on April 12. To note for Mesa Water District's service area, incumbent Assemblywoman Cottie Petrie-Norris (AD 73) lead her election with 56% of the vote and will be on the November ballot. Senator Min, currently representing SD 37, received the 25.9% of the votes for the state's 47<sup>th</sup> congressional district and will be heading to the November ballot for that seat, which also encompassed Mesa Water District's service area and is currently represented by Representative Katie Porter. Due to redistricting of the state Senate seats, Senator Josh Newman of Fullerton, the current Senator for SD 29 is now one of the candidates and received the highest amount of votes for SD 37. Former Assemblymember Steve Choi, of Irvine, received 21.7% of the votes which is the second highest, so he will also be on the November ballot. Proposition 1, the Mental Health Bond, also passed by a thin margin of 50.2% to 49.8%. These results have influenced discussions about a climate change and water infrastructure bond, which we continue to prioritize for Mesa Water District.

California Advocates has continued to meet with Mesa Water District staff and clarify 2024 priorities. We look forward to continuing to work together, and please do not hesitate to reach out at any time if there are any questions.

## Key Bills

As this report is submitted there are 68 bills CalAd is tracking with either a position or on Mesa Water District's "Key Watch" list which we are monitoring closely and over 200 bills we are tracking for Mesa Water District. Below is a list of key bills with positions taken by Mesa Water District.

### Misc.

**SB 366 (Caballero) The California Water Plan: long-term supply targets** would establish long-term water supply targets for the State to achieve, require a financing plan, and would update the requirement that state agencies develop a plan to achieve those targets, in consultation with local water agencies, wastewater service providers and other stakeholders.

**Status: Two-year bill.**

**Position: Support**

**AB 2257 (Wilson) Local government: property-related water and sewer fees and assessments: remedies** would prohibit an entity from bringing a judicial challenge to Proposition 218 unless that entity has timely submitted to the local agency a written objection to that fee or assessment that specifies the grounds for challenging before the agency takes action. The bill further determines that local agency responses to the timely submitted written objections shall go to the weight of the evidence supporting the agency's compliance on fees and rates imposed the agency. The bill also prohibits an independent cause of action as to the adequacy of the local agency's responses.

**Status: Passed Assembly Judiciary Committee on March 19. Opposition testimony was led by Howard Jarvis Taxpayers Association, and Assemblywoman Reyes was the only member to ask questions and raise concerns.**

*This bill is sponsored by ACWA.*

**AB 2626 (Dixon) Advanced Clean Fleets regulations: local governments** would extend the compliance dates for local government set forth in the Advanced Clean Fleets Regulation by 10 years.

**Status: Referred to the Committees on Transportation and Natural Resources.**

**Position: Support**

### Water and Climate Infrastructure Bonds

There are four bond measures to add funding for water and climate change related infrastructure ranging from \$4.5 billion to \$16 billion with varied amounts for groundwater, regional watershed resilience, water conservation, and more. It is expected that one of these measures will be on the ballot for California voters in November 2024.

**AB 305 (Villapudua D) California Flood Protection Bond Act of 2024** would authorize the issuance of bonds in the amount of \$4,500,000,000 pursuant to the State General Obligation Bond Law for flood protection projects, as specified.

**Status: Two-year bill.**

**AB 1567 (Garcia) Safe Drinking Water, Wildfire Prevention, Drought Preparation, Flood Protection, Extreme Heat Mitigation, and Workforce Development Bond Act of 2023** would authorize the issuance of bonds in the amount of \$15,995,000,000 pursuant to the State General Obligation Bond Law to finance projects for safe drinking water, wildfire prevention, drought preparation, flood protection, extreme heat mitigation, clean energy, and workforce development programs.

**Status: Two-year bill.**

**SB 638 (Eggman) Climate Resiliency and Flood Protection Bond Act of 2024** would authorize the issuance of bonds in the amount of \$6,000,000,000 pursuant to the State General Obligation Bond Law, for flood protection and climate resiliency projects.

**Status: Two-year bill.**

**SB 867 (Allen) Drought and Water Resilience, Wildfire and Forest Resilience, Coastal Resilience, Extreme Heat Mitigation, Biodiversity and Nature-Based Climate Solutions, Climate Smart Agriculture, and Park Creation and Outdoor Access Bond Act of 2023** would authorize the issuance of bonds in the amount of \$15,500,000,000 pursuant to the State General Obligation Bond Law to finance projects for drought, flood, and water resilience, wildfire and forest resilience, coastal resilience, extreme heat mitigation, biodiversity and nature-based climate solutions, climate smart agriculture, park creation and outdoor access, and clean energy programs.

**Status: Two-year bill.**

## **Regulatory**

### **Advanced Clean Fleets – AB 1594 Implementation**

March 25, CARB held the first workshop to address amendments to the Advanced Clean Fleets regulation (ACF) as required by [AB 1594 \(Garcia\) Medium- and heavy-duty zero-emission vehicles: public agency utilities](#). These amendments would more fully consider public agency utility fleet needs. CARB proposes to affirm which “traditional utility-specialized vehicles” are eligible for consideration under AB 1594, re-evaluate the 13-year minimum useful life threshold used to determine exemption eligibility under ACF, and expand the existing daily use exemption to allow for more comprehensive usage data plans. More information can be found [HERE](#).

### **Rulemaking to Make Conservation a California Way of Life**

March 12, the State Water Board released a [Notice of Public Availability of Changes to the Proposed Regulation regarding Making Conservation a California Way of Life](#). Written comments on the updated proposed text were due March 27. On March 20, the State Water Board held a Board Workshop to receive oral comments and on March 25, the Board held a staff workshop and question and answer session. Please find the [revised draft and more information from the SWRCB HERE](#).

### **Hexavalent Chromium Maximum Contaminant Level**

April 17, the State Water Board will consider adopting a Maximum Contaminant Level for Hexavalent Chromium and certifying final Environmental Impact Report during its regular Board Meeting. The proposed Cr(VI) MCL is 0.010 milligrams per liter (mg/L) (or 10 parts per billion). Please find additional information including the [proposed regulatory text](#) from the SWRCB [HERE](#).

### **Regulation Rulemaking on the Model Water Efficient Landscape Ordinance (MWELO)**

March 18, DWR announced [proposed amendments](#) to the Model Water Efficient Landscape Ordinance (MWELO), which provides a standard for the design, installation, management, and maintenance of landscapes to use water efficiently without water waste. The intent of the proposed amendments is to simplify and clarify requirements. More information can be found [HERE](#).

## **California Advocates, Inc. Activity Report**

- Reviewed Mesa Water’s 2024 final Policy Platforms and Policy Positions.
- Obtained letters of support from Assemblywoman Petrie-Norris and Senator Min for Federal Appropriations funding for the “Cohort Pipeline,” Mainline Valve,” and “Cybersecurity” projects.
- Communicated with State Water Resources Control Board staff to schedule meetings regarding Water Use Efficiency Regulations.
- Attended ACWA SLC meetings.
- Participated in SB 366 (Caballero) support coalition meeting to discuss next steps and scheduling meetings with members to advocate in support.
- Followed up with stakeholders and legislative staff regarding legislation, budget, and regulatory inquiries.
- Reviewed all bills, identified priorities, and in process of reviewing bills with staff.
- Monitored Senate and Assembly budget subcommittee hearings with the Department of Water Resources and the State Water Board where they address aspects of the state budget relevant for Mesa Water.

## **Important Dates and Deadlines for 2024**

### **April**

April 26 Last day for policy committees to hear and report fiscal bills to fiscal committees introduced in their house.

### **May**

May 3 Last day for policy committees to hear and report non-fiscal bills introduced in their house to the floor.

May 10 Last day for policy committees to meet prior to May 28

May 14 Governor Newsom’s deadline to present a revised budget, based on updated revenue estimates.

May 17 Last day for fiscal committees to meet prior to May 28  
May 24 Last day for each house to pass bills introduced in that house.

**June**

June 15 Legislative Budget Bill must be passed by midnight.  
June 27 Last day for a legislative measure to qualify for the November 5 General Election ballot.

## Mesa Water District - Active Legislative Status Report as of 4/16/2024

### Support

**[AB 788](#)** (**[Petrie-Norris D](#)**) **Fire prevention: grant programs: reporting.** (Amended: 7/13/2023 [html](#) [pdf](#))  
**Status:** 9/1/2023-Failed Deadline pursuant to Rule 61(a)(11). (Last location was APPR. SUSPENSE FILE on 8/14/2023)(May be acted upon Jan 2024)  
**Location:** 9/1/2023-S. 2 YEAR  
**Summary:** Existing law requires the Wildfire and Forest Resilience Task Force to develop a comprehensive implementation strategy to track and ensure the achievement of the goals and key actions identified in the state's "Wildfire and Forest Resilience Action Plan" issued by the task force in January 2021. Existing law requires the task force to submit, as part of the implementation strategy, a report to the appropriate policy and budget committees of the Legislature on progress made in achieving the goals and key actions identified in the state's action plan, on state expenditures made to implement these key actions, and on additional resources and policy changes needed to achieve these goals and key actions, as provided. This bill would require the task force, on or before July 1, 2024, and annually thereafter, to compile and post on its internet website specified information relating to specified state and federal grant programs relating to fire prevention, as provided.  
**Position**  
Support

**[AB 2626](#)** (**[Dixon R](#)**) **Advanced Clean Fleets regulations: local governments.** (Introduced: 2/14/2024 [html](#) [pdf](#))  
**Status:** 3/4/2024-Referred to Coms. on TRANS. and NAT. RES.  
**Location:** 3/4/2024-A. TRANS.  
**Summary:** Existing law requires the State Air Resources Board to adopt and implement motor vehicle emission standards, in-use performance standards, and motor vehicle fuel specifications for the control of air contaminants and sources of air pollution that the state board has found necessary, cost effective, and technologically feasible. The California Global Warming Solutions Act of 2006 establishes the state board as the state agency responsible for monitoring and regulating sources emitting greenhouse gases and requires the state board to adopt rules and regulations to achieve the maximum technologically feasible and cost-effective greenhouse gas emission reductions from those sources. Pursuant to its authority, the state board has adopted the Advanced Clean Fleets Regulation, which imposes various requirements for transitioning local, state, and federal government fleets of medium- and heavy-duty trucks, other high-priority fleets of medium- and heavy-duty trucks, and drayage trucks to zero-emission vehicles. The Advanced Clean Fleets Regulation authorizes entities subject to the regulation to apply for exemptions from its requirements under certain circumstances. This bill would extend the compliance dates for local government set forth in the Advanced Clean Fleets Regulation by 10 years. The bill would prohibit the state board from taking enforcement action against a local government for violating the Advanced Clean Fleets Regulation if the alleged violation occurs before January 1, 2025. This bill contains other existing laws.  
**Position**  
Support

### Support - Coalition

**[ACR 153](#)** (**[Petrie-Norris D](#)**) **California Utility Workers Appreciation Day.** (Enrolled: 4/12/2024 [html](#) [pdf](#))  
**Status:** 4/11/2024-Adopted and to Assembly. (Ayes 39. Noes 0.) In Assembly. Ordered to Engrossing and Enrolling.  
**Location:** 4/11/2024-A. ENROLLMENT  
**Summary:** This measure would designate March 14 of each year as California Utility Workers Appreciation Day.  
**Position**

**[ACR 163](#) (Hart D) Special Districts Week.** (Introduced: 3/21/2024 [html](#) [pdf](#))

**Status:** 4/1/2024-Referred to Com. on RLS.

**Location:** 4/1/2024-A. RLS.

**Summary:** This measure proclaims the week of May 19, 2024, to May 25, 2024, to be Special Districts Week.

**Position**

Support -  
Coalition

---

**[SB 366](#) (Caballero D) The California Water Plan: long-term supply targets.** (Amended: 4/8/2024 [html](#) [pdf](#))

**Status:** 4/8/2024-From committee with author's amendments. Read second time and amended. Re-referred to Com. on W., P., & W.

**Location:** 6/8/2023-A. W.,P. & W.

**Summary:** Existing law requires the Department of Water Resources to update every 5 years the plan for the orderly and coordinated control, protection, conservation, development, and use of the water resources of the state, which is known as "The California Water Plan." Existing law requires the department to include a discussion of various strategies in the plan update, including, but not limited to, strategies relating to the development of new water storage facilities, water conservation, water recycling, desalination, conjunctive use, water transfers, and alternative pricing policies that may be pursued in order to meet the future needs of the state. Existing law requires the department to establish an advisory committee to assist the department in updating the plan. This bill would revise and recast certain provisions regarding The California Water Plan to, among other things, require the department to instead establish a stakeholder advisory committee and to expand the membership of the committee to include tribes, labor, and environmental justice interests. The bill would require the department to coordinate with the California Water Commission, the State Water Resources Control Board, other state and federal agencies as appropriate, and the stakeholder advisory committee to develop a comprehensive plan for addressing the state's water needs and meeting specified long-term water supply targets established by the bill for purposes of The California Water Plan. The bill would require the plan to provide recommendations and strategies to ensure enough water supply for all designated beneficial uses. The bill would require the plan to include specified components, including a discussion of various strategies that may be pursued in order to meet the water supply targets, a discussion of agricultural water needs, and an analysis of the costs and benefits of achieving the water supply targets. The bill would require the department to submit to the Legislature an annual report between updates to the plan that includes progress made toward meeting the water supply targets once established, as specified. The bill would also require the department to conduct public workshops to give interested parties an opportunity to comment on the plan and to post the preliminary draft of the plan on the department's internet website.

**Position**

Support -  
Coalition

---

**Support if Amended - Coalition**

---

**[AB 1567](#) (Garcia D) Safe Drinking Water, Wildfire Prevention, Drought Preparation, Flood Protection, Extreme Heat Mitigation, Clean Energy, and Workforce Development Bond Act of 2024.**

(Amended: 5/26/2023 [html](#) [pdf](#))

**Status:** 6/14/2023-Referred to Coms. on N.R. & W. and GOV. & F.

**Location:** 6/14/2023-S. N.R. & W.

**Summary:** The California Drought, Water, Parks, Climate, Coastal Protection, and Outdoor Access For All Act of 2018, approved by the voters as Proposition 68 at the June 5, 2018, statewide primary election, authorizes the issuance of bonds in the amount of \$4,100,000,000 pursuant to the State General Obligation Bond Law to finance a drought, water, parks, climate, coastal protection, and outdoor access for all program. Article XVI of the California Constitution requires measures authorizing general obligation bonds to specify the single object or work to be funded by the bonds and further requires a bond act to be approved by a 2/3 vote of each house of the Legislature and a majority of the voters. This bill would enact the Safe Drinking Water, Wildfire Prevention, Drought Preparation, Flood Protection, Extreme Heat Mitigation, Clean Energy, and Workforce Development Bond Act of 2024, which, if approved by the voters, would authorize the issuance of bonds in the amount of \$15,995,000,000 pursuant to the State General Obligation Bond Law to finance projects for safe drinking water, wildfire prevention, drought preparation, flood protection, extreme heat mitigation, clean energy, and workforce development programs. This bill contains other related provisions.

**Position**

**[SB 867](#) (Allen D) Drought, Flood, and Water Resilience, Wildfire and Forest Resilience, Coastal Resilience, Extreme Heat Mitigation, Biodiversity and Nature-Based Climate Solutions, Climate Smart Agriculture, Park Creation and Outdoor Access, and Clean Energy Bond Act of 2024.**

(Amended: 6/22/2023 [html](#) [pdf](#))

**Status:** 7/6/2023-July 10 hearing postponed by committee.

**Location:** 6/20/2023-A. NAT. RES.

**Summary:** The California Drought, Water, Parks, Climate, Coastal Protection, and Outdoor Access For All Act of 2018, approved by the voters as Proposition 68 at the June 5, 2018, statewide primary election, authorizes the issuance of bonds in the amount of \$4,100,000,000 pursuant to the State General Obligation Bond Law to finance a drought, water, parks, climate, coastal protection, and outdoor access for all program. Article XVI of the California Constitution requires measures authorizing general obligation bonds to specify the single object or work to be funded by the bonds and further requires a bond act to be approved by a 2/3 vote of each house of the Legislature and a majority of the voters. This bill would enact the Drought, Flood, and Water Resilience, Wildfire and Forest Resilience, Coastal Resilience, Extreme Heat Mitigation, Biodiversity and Nature-Based Climate Solutions, Climate Smart Agriculture, Park Creation and Outdoor Access, and Clean Energy Bond Act of 2024, which, if approved by the voters, would authorize the issuance of bonds in the amount of \$15,500,000,000 pursuant to the State General Obligation Bond Law to finance projects for drought, flood, and water resilience, wildfire and forest resilience, coastal resilience, extreme heat mitigation, biodiversity and nature-based climate solutions, climate smart agriculture, park creation and outdoor access, and clean energy programs. This bill contains other related provisions.

**Position**

Support if  
Amended -  
Coalition

**Watch-Key**

**[AB 305](#) (Villapudua D) California Flood Protection Bond Act of 2024.** (Amended: 4/25/2023 [html](#) [pdf](#))

**Status:** 6/14/2023-Referred to Coms. on N.R. & W. and GOV. & F.

**Location:** 6/14/2023-S. N.R. & W.

**Summary:** The California Drought, Water, Parks, Climate, Coastal Protection, and Outdoor Access For All Act of 2018, approved by the voters as Proposition 68 at the June 5, 2018, statewide primary election, authorizes the issuance of bonds in the amount of \$4,000,000,000 pursuant to the State General Obligation Bond Law to finance a drought, water, parks, climate, coastal protection, and outdoor access for all program. The California Constitution requires a measure authorizing general obligation bonds to specify the single object or work to be funded by the bonds and further requires the measure to be approved by a 2/3 vote of each house of the Legislature and a majority of the voters. This bill would enact the California Flood Protection Bond Act of 2024 which, if approved by the voters, would authorize the issuance of bonds in the amount of \$4,500,000,000 pursuant to the State General Obligation Bond Law for flood protection projects, as specified. The bill would provide for the submission of these provisions to the voters at the November 5, 2024, statewide general election.

**Position**

Watch-Key

**[AB 408](#) (Wilson D) Climate-resilient Farms, Sustainable Healthy Food Access, and Farmworker Protection Bond Act of 2024.** (Amended: 8/14/2023 [html](#) [pdf](#))

**Status:** 9/1/2023-In committee: Held under submission.

**Location:** 8/21/2023-S. APPR. SUSPENSE FILE

**Summary:** Existing law requires the Department of Food and Agriculture to promote and protect the agricultural industry of the state. Existing law under Article XVI of the California Constitution requires measures authorizing general obligation bonds to specify the single object or work to be funded by the bonds and further requires a bond act to be approved by a 2/3 vote of each house of the Legislature and a majority of the voters. This bill would enact the Climate-resilient Farms, Sustainable Healthy Food Access, and Farmworker Protection Bond Act of 2024, which, if approved by the voters, would authorize the issuance of bonds in the amount of \$3,650,000,000 pursuant to the State General Obligation Bond Law, to finance programs related to, among other things, agricultural lands, food and fiber infrastructure, climate resilience, agricultural professionals, including farmers, ranchers, and farmworkers, workforce development and training, air quality, tribes, disadvantaged communities, nutrition, food aid, meat processing facilities, and fishing facilities. This bill contains other related provisions.



**Position**  
Watch-Key

---

**[AB 460](#) (Bauer-Kahan D) State Water Resources Control Board: water rights and usage: interim relief: procedures.** (Amended: 5/18/2023 [html](#) [pdf](#))

**Status:** 7/14/2023-Failed Deadline pursuant to Rule 61(a)(10). (Last location was N.R. & W. on 6/7/2023)(May be acted upon Jan 2024)

**Location:** 7/14/2023-S. 2 YEAR

**Summary:** Existing law authorizes the State Water Resources Control Board to investigate all streams, stream systems, lakes, or other bodies of water, take testimony relating to the rights to water or the use of water, and ascertain whether water filed upon or attempted to be appropriated is appropriated under the laws of the state. Existing law requires the board to take appropriate actions to prevent waste or the unreasonable use of water. This bill would authorize the board, in conducting specified investigations or proceedings to inspect the property or facilities of a person or entity, as specified. The bill would authorize the board, if consent is denied for an inspection, to obtain an inspection warrant, as specified, or in the event of an emergency affecting public health and safety, to conduct an inspection without consent or a warrant. Because the willful refusal of an inspection lawfully authorized by an inspection warrant is a misdemeanor, this bill would impose a state-mandated local program by expanding the application of a crime. This bill contains other related provisions and other existing laws.

**Position**  
Watch-Key

---

**[AB 754](#) (Papan D) Water management planning: water shortages.** (Amended: 8/14/2023 [html](#) [pdf](#))

**Status:** 9/1/2023-Failed Deadline pursuant to Rule 61(a)(11). (Last location was APPR. SUSPENSE FILE on 8/21/2023)(May be acted upon Jan 2024)

**Location:** 9/1/2023-S. 2 YEAR

**Summary:** Existing law, the Urban Water Management Planning Act, requires every public and private urban water supplier that directly or indirectly provides water for municipal purposes to prepare and adopt an urban water management plan. Existing law requires an urban water management plan to quantify past, current, and projected water use, identifying the uses among water use sectors, including, among others, commercial, agricultural, and industrial. Existing law requires every urban water supplier to prepare and adopt a water shortage contingency plan as part of its urban water management plan. Existing law requires the water shortage contingency plan to include the procedures used in conducting an annual water supply and demand assessment, including the key data inputs and assessment methodology used to evaluate the urban water supplier's water supply reliability for the current year and one dry year. Existing law requires the key data inputs and assessment methodology to include specified information, including, among other things, a description and quantification of each source of water supply. This bill would require a water shortage contingency plan to include, if, based on a description and quantification of each source of water supply, a single reservoir constitutes at least 50% of the total water supply, an identification of the dam and description of existing reservoir management operations, as specified, and if the reservoir is owned and operated by the urban water supplier, a description of operational practices and approaches, as specified. This bill contains other related provisions and other existing laws.

**Position**  
Watch-Key

---

**[AB 817](#) (Pacheco D) Open meetings: teleconferencing: subsidiary body.** (Amended: 1/17/2024 [html](#) [pdf](#))

**Status:** 1/25/2024-Read third time. Passed. Ordered to the Senate. (Ayes 54. Noes 8.) In Senate. Read first time. To Com. on RLS. for assignment.

**Location:** 1/25/2024-S. RLS.

**Summary:** Existing law, the Ralph M. Brown Act, requires, with specified exceptions, each legislative body of a local agency to provide notice of the time and place for its regular meetings and an agenda containing a brief general description of each item of business to be transacted. The act also requires that all meetings of a legislative body be open and public, and that all persons be permitted to attend unless a closed session is authorized. The act generally requires for teleconferencing that the legislative body of a local agency that elects to use teleconferencing post agendas at all teleconference locations, identify each teleconference location in the notice and agenda of the meeting or proceeding, and have each teleconference location be accessible to the public. Existing law also requires that, during the teleconference, at least a quorum of the members of the legislative body participate from locations within the boundaries of the territory over which the local agency exercises jurisdiction. Existing law authorizes the legislative body of a local agency to use alternate teleconferencing provisions during a proclaimed state of emergency (emergency provisions) and, until January 1, 2026, in certain circumstances related to the particular member if at least a quorum of its members participate from a singular physical location that is open to the public and situated within the agency's jurisdiction and other requirements are met (nonemergency provisions). Existing law imposes different requirements for notice, agenda, and public participation, as prescribed, when a legislative body is using alternate teleconferencing provisions. The nonemergency provisions impose restrictions

on remote participation by a member of the legislative body and require the legislative body to specific means by which the public may remotely hear and visually observe the meeting. This bill, until January 1, 2026, would authorize a subsidiary body, as defined, to use similar alternative teleconferencing provisions and would impose requirements for notice, agenda, and public participation, as prescribed. In order to use teleconferencing pursuant to this act, the bill would require the legislative body that established the subsidiary body by charter, ordinance, resolution, or other formal action to make specified findings by majority vote, before the subsidiary body uses teleconferencing for the first time and every 12 months thereafter. This bill contains other related provisions and other existing laws.

**Position**

Watch-Key

---

**[AB 990](#) (Grayson D) Water quality: waste discharge requirements: infill housing projects.**

(Amended: 1/25/2024 [html](#) [pdf](#))

**Status:** 1/29/2024-Read third time. Passed. Ordered to the Senate. (Ayes 75. Noes 0.) In Senate. Read first time. To Com. on RLS. for assignment.

**Location:** 1/29/2024-S. RLS.

**Summary:** The Porter-Cologne Water Quality Control Act (act) designates the State Water Resources Control Board and the California regional water quality control boards as the principal state agencies with authority over matters relating to water quality. The act requires the state board and the regional boards to, among other things, coordinate their respective activities to achieve a unified and effective water quality control program in the state. Under existing law, the state board and the 9 California regional water quality control boards regulate water quality and prescribe waste discharge requirements in accordance with the federal National Pollutant Discharge Elimination System (NPDES) permit program established by the federal Clean Water Act and the act. This bill would require the regional water board, defined to mean the regional water board with geographic boundaries for the San Francisco Bay region, to, by July 1, 2025, initiate modifications to its waste discharge requirements, as specified. The bill would require these modifications to be completed within 6 months of initiation. Before finalizing the modifications, the bill would require the regional water board to make specified findings, including, among other things, that concerns regarding the potential impacts of the draft NPDES permit requirements on the development of housing on infill sites have been adequately addressed. The bill would make these provisions inoperative on July 1, 2028, and would repeal them on January 1, 2029. This bill contains other related provisions.

**Position**

Watch-Key

---

**[AB 1337](#) (Wicks D) State Water Resources Control Board: water diversion curtailment.**

(Amended: 5/18/2023 [html](#) [pdf](#))

**Status:** 7/14/2023-Failed Deadline pursuant to Rule 61(a)(10). (Last location was N.R. & W. on 6/7/2023)(May be acted upon Jan 2024)

**Location:** 7/14/2023-S. 2 YEAR

**Summary:** Under existing law, the diversion or use of water other than as authorized by specified provisions of law is a trespass, subject to specified civil liability. This bill would expand the instances when the diversion or use of water is considered a trespass. This bill contains other related provisions and other existing laws.

**Position**

Watch-Key

---

**[AB 1573](#) (Friedman D) Water conservation: landscape design: model ordinance. (Amended: 9/1/2023 [html](#) [pdf](#))**

**Status:** 9/14/2023-Failed Deadline pursuant to Rule 61(a)(14). (Last location was INACTIVE FILE on 9/7/2023)(May be acted upon Jan 2024)

**Location:** 9/14/2023-S. 2 YEAR

**Summary:** The Water Conservation in Landscaping Act provides for a Model Water Efficient Landscape Ordinance that is adopted and updated at least every 3 years by the Department of Water Resources, unless the department makes a specified finding. Existing law requires a local agency to adopt the model ordinance or to adopt a water efficient landscape ordinance that is at least as effective in conserving water as the updated model ordinance, except as specified. Existing law specifies the provisions of the updated model ordinance, as provided. Existing law includes a related statement of legislative findings and declarations. This bill would require the updated model ordinance to include provisions that require that plants included in a landscape design plan be selected based on their adaptability to climatic, geological, and topographical conditions of the project site, as specified. The bill would also exempt landscaping that is part of a culturally specific project, as defined, ecological restoration projects that do not require a permanent irrigation system, mined-land reclamation projects that do not require a permanent irrigation system, and existing plant collections, as part of botanical gardens and arboretums open to the public, from the model ordinance. The bill would require the updated model ordinance to include provisions that, among other changes, prohibit the use of traditional overhead sprinklers on all new and rehabilitated landscapes and require that new and

rehabilitated landscapes use only water efficient irrigation devices. The bill would also require the model ordinance, at the next update initiated after January 1, 2029, to require that all new or renovated nonresidential areas install in the project footprint not less than 10% California native plants, as provided, and to prohibit the inclusion of nonfunctional turf in nonresidential landscape projects. The bill would make other clarifying changes to the updated model ordinance. The bill would also revise the legislative findings and declarations to state, among other things, that the model ordinance furthers the state's goal to conserve biodiversity and provide for climate resilience consistent with state drought efforts to eliminate the use of irrigation of nonfunctional turf. This bill contains other related provisions and other existing laws.

**Position**

Watch-Key

---

**[AB 1784](#) (Pellerin D) Primary elections: candidate withdrawals.** (Amended: 4/11/2024 [html](#) [pdf](#))

**Status:** 4/15/2024-Re-referred to Com. on APPR.

**Location:** 4/10/2024-A. APPR.

**Summary:** Existing law requires candidates for an office at a primary election to deliver their nomination documents to the county elections official no later than 5 p.m. on the 88th day before the primary election, or in specified cases, no later than 5 p.m. on the 83rd day before the primary election. Existing law prohibits a person who has delivered nomination documents to the county elections official from withdrawing their candidacy. Existing law further prohibits a person from filing nomination documents for a party nomination and an independent nomination for the same office, or for more than one office at the same election. This bill would permit a candidate for an office at a primary election to withdraw their nomination documents for that office during the applicable filing period. The bill would establish requirements for withdrawal, including that the candidate submit a statement under penalty of perjury that they are withdrawing their nomination documents and understand the withdrawal is irrevocable. The bill would permit a candidate who withdraws to file nomination documents for another office at that primary election during the applicable filing period. The bill would clarify that a candidate is prohibited from filing nomination documents for more than one office at the same primary election, except as specified. If an incumbent has delivered but then withdrawn their nomination documents before 5 p.m. on the 88th day before the primary election, the bill would authorize another candidate to deliver their nomination documents no later than 5 p.m. on the 83rd day before the primary election. This bill contains other related provisions and other existing laws.

**Position**

Watch-Key

---

**[AB 1820](#) (Schiavo D) Housing development projects: applications: fees and exactions.**

(Amended: 4/15/2024 [html](#) [pdf](#))

**Status:** 4/15/2024-Read second time and amended.

**Location:** 4/10/2024-A. L. GOV.

**Summary:** Existing law requires a city or county to deem an applicant for a housing development project to have submitted a preliminary application upon providing specified information about the proposed project to the city or county from which approval for the project is being sought. Existing law requires a housing development project be subject only to the ordinances, policies, and standards adopted and in effect when the preliminary application was submitted. This bill would authorize a development proponent that submits a preliminary application for a housing development project to request a preliminary fee and exaction estimate, as defined, and would require the local agency to provide the estimate within 20 business days of the submission of the preliminary application. For development fees imposed by an agency other than a city or county, the bill would require the development proponent to request the fee schedule from the agency that imposes the fee. This bill contains other related provisions and other existing laws.

**Position**

Watch-Key

---

**[AB 1827](#) (Papan D) Local government: fees and charges: water: higher consumptive water parcels.**

(Amended: 4/4/2024 [html](#) [pdf](#))

**Status:** 4/8/2024-Re-referred to Com. on L. GOV.

**Location:** 1/29/2024-A. L. GOV.

**Calendar:** 4/24/2024 1:30 p.m. - State Capitol, Room 447 ASSEMBLY LOCAL GOVERNMENT, CARRILLO, JUAN, Chair

**Summary:** The California Constitution specifies various requirements with respect to the levying of assessments and property-related fees and charges by a local agency, including requiring that the local agency provide public notice and a majority protest procedure in the case of assessments and submit property-related fees and charges for approval by property owners subject to the fee or charge or the electorate residing in the affected area following a public hearing. Existing law, known as the Proposition 218 Omnibus Implementation Act, prescribes specific procedures and parameters for local jurisdictions to comply with these requirements and, among other things, authorizes an agency providing water, wastewater, sewer, or refuse collection services to adopt a schedule of fees or

charges authorizing automatic adjustments that pass through increases in wholesale charges for water, sewage treatment, or wastewater treatment or adjustments for inflation under certain circumstances. Existing law defines, among other terms, the term "water" for these purposes to mean any system of public improvements intended to provide for the production, storage, supply, treatment, or distribution of water from any source. This bill would provide that the fees or charges for property-related water service imposed or increased, as specified, may include the incrementally higher costs of water service due to specified factors, including the higher water usage demand of parcels. The bill would provide that the incrementally higher costs of water service associated with higher water usage demands, the maximum potential water use, or projected peak water usage may be allocated using any method that reasonably assesses the water service provider's cost of serving those parcels that are increasing potential water usage demand, maximum potential water use, or projected peak water usage. The bill would declare that these provisions are declaratory of existing law. This bill contains other existing laws.

**Position**

Watch-Key

---

**[AB 1851](#) (Holden D) Drinking water: schoolsites: lead testing pilot program.** (Amended: 4/8/2024 [html](#) [pdf](#))

**Status:** 4/9/2024-Re-referred to Com. on APPR.

**Location:** 4/4/2024-A. APPR.

**Summary:** Existing law, the California Safe Drinking Water Act, requires the State Water Resources Control Board to administer provisions relating to the regulation of drinking water to protect public health. The act requires the state board to establish a grant program, in consultation with the State Department of Education, to award grants to local educational agencies for the purposes of improving access to, and the quality of, drinking water in public schools serving kindergarten or any of grades 1 to 12, inclusive, and preschools and child daycare facilities located on public school property. This bill would require the Superintendent of Public Instruction, if an appropriation is made for this purpose, to establish a pilot program to test for and remediate lead contamination in drinking water at participating local educational agency facilities with plumbing that was installed before January 1, 2010. The bill would require the Superintendent to select no fewer than 6 and no more than 10 local educational agencies for participation in the pilot program and, if a selected local educational agency consents to participate in the pilot program, the bill would require the Superintendent to provide grants to the participating local educational agencies for testing and remediating drinking water lead levels at eligible facilities. If sampling results show lead levels in excess of 5 parts per billion for any potable water system outlet, the bill would require a participating local educational agency to notify the parents and guardians of pupils who attend the school of the elevated lead levels, as provided, to take immediate steps to shut down all potable water system outlets where excess lead levels may exist, and to ensure that a lead-free source of drinking water is provided for pupils at each potable water system outlet that has been shut down. This bill contains other related provisions.

**Position**

Watch-Key

---

**[AB 2257](#) (Wilson D) Local government: property-related water and sewer fees and assessments: remedies.** (Amended: 3/20/2024 [html](#) [pdf](#))

**Status:** 3/21/2024-Re-referred to Com. on L. GOV.

**Location:** 3/19/2024-A. L. GOV.

**Summary:** The California Constitution specifies various requirements with respect to the levying of assessments and property-related fees and charges by a local agency, including notice, hearing, and protest procedures, depending on the character of the assessment, fee, or charge. Existing law, known as the Proposition 218 Omnibus Implementation Act, prescribes specific procedures and parameters for local jurisdictions to comply with these requirements. This bill would prohibit, if a local agency complies with specified procedures, a person or entity from bringing a judicial action or proceeding alleging noncompliance with the constitutional provisions for any new, increased, or extended fee or assessment, as defined, unless that person or entity has timely submitted to the local agency a written objection to that fee or assessment that specifies the grounds for alleging noncompliance, as specified. This bill would provide that local agency responses to the timely submitted written objections shall go to the weight of the evidence supporting the agency's compliance with the substantive limitations on fees and assessments imposed by the constitutional provisions. The bill would also prohibit an independent cause of action as to the adequacy of the local agency's responses. This bill would, if the local agency complies with the specified procedures, provide that in any judicial action or proceeding to review, invalidate, challenge, set aside, rescind, void, or annul the fee or assessment for failure to comply with the procedural and substantive requirements of specified constitutional provisions, provisions in the fee or assessment setting process, the court's review is limited to a record of proceedings containing specified documents, except as otherwise provided. The bill would provide that this limitation does not preclude any civil action related to a local agency's failure to implement a fee or assessment in compliance with the manner adopted by the local agency. The bill would make related findings and declarations.

**Position**

Watch-Key

---

**[AB 2302](#)** (**[Addis D](#)**) **Open meetings: local agencies: teleconferences.** (Introduced: 2/12/2024 [html](#) [pdf](#))

**Status:** 4/15/2024-Read second time. Ordered to third reading.

**Location:** 4/15/2024-A. THIRD READING

**Calendar:** 4/18/2024 #32 ASSEMBLY THIRD READING FILE - ASSEMBLY BILLS

**Summary:** Existing law, the Ralph M. Brown Act, requires, with specified exceptions, that all meetings of a legislative body, as defined, of a local agency be open and public and that all persons be permitted to attend and participate. The act generally requires for teleconferencing that the legislative body of a local agency that elects to use teleconferencing post agendas at all teleconference locations, identify each teleconference location in the notice and agenda of the meeting or proceeding, and have each teleconference location be accessible to the public. Existing law also requires that, during the teleconference, at least a quorum of the members of the legislative body participate from locations within the boundaries of the territory over which the local agency exercises jurisdiction. The act provides an exemption to the jurisdictional requirement for health authorities, as defined. Existing law, until January 1, 2026, authorizes the legislative body of a local agency to use alternative teleconferencing in specified circumstances if, during the teleconference meeting, at least a quorum of the members of the legislative body participates in person from a singular physical location clearly identified on the agenda that is open to the public and situated within the boundaries of the territory over which the local agency exercises jurisdiction, and the legislative body complies with prescribed requirements. Existing law imposes prescribed restrictions on remote participation by a member under these alternative teleconferencing provisions, including establishing limits on the number of meetings a member may participate in solely by teleconference from a remote location, prohibiting such participation for a period of more than 3 consecutive months or 20% of the regular meetings for the local agency within a calendar year, or more than 2 meetings if the legislative body regularly meets fewer than 10 times per calendar year. This bill would revise those limits, instead prohibiting such participation for more than a specified number of meetings per year, based on how frequently the legislative body regularly meets. The bill, for the purpose of counting meetings attended by teleconference, would define a "meeting" as any number of meetings of the legislative body of a local agency that begin on the same calendar day. This bill contains other related provisions and other existing laws.

**Position**

Watch-Key

---

**[AB 2409](#)** (**[Papan D](#)**) **Office of Planning and Research: permitting accountability transparency dashboard.**

(Amended: 4/11/2024 [html](#) [pdf](#))

**Status:** 4/15/2024-Re-referred to Com. on W., P., & W.

**Location:** 3/21/2024-A. W.,P. & W.

**Calendar:** 4/16/2024 9 a.m. - State Capitol, Room 447 ASSEMBLY WATER, PARKS AND WILDLIFE, PAPAN, DIANE, Chair

**Summary:** Existing law establishes the Office of Planning and Research within the Governor's office to provide long-range planning and research and to serve as the comprehensive state planning agency. This bill would require the office, on or before January 1, 2026, to create and maintain, as specified, a permitting accountability transparency internet website (dashboard). The bill would require the dashboard to include a display for each permit to be issued by specified state agencies for all covered projects. The bill would define various terms for these purposes. The bill would also require the dashboard to include, but not be limited to, information for each permit to be issued by a state agency that is required for the completion of the project, including, among other requirements, the permit application submission date. The bill would require each state agency with a responsibility for issuing a permit for a covered project to provide information in the appropriate time and manner as determined by the office. The bill would also make related findings and declarations.

**Position**

Watch-Key

---

**[AB 2451](#)** (**[Cervantes D](#)**) **Public works: prevailing wages.** (Amended: 3/11/2024 [html](#) [pdf](#))

**Status:** 3/12/2024-Re-referred to Com. on L. & E.

**Location:** 3/11/2024-A. L. & E.

**Summary:** Existing law requires, except for public works projects of \$1,000 or less, that workers employed on public works be paid not less than the general prevailing rate of per diem wages for work of a similar character in the locality that the public work is performed, and not less than the general prevailing rate of per diem wages for holiday and overtime work fixed, as prescribed. Existing law requires the Director of Industrial Relations to determine the applicable wage rates established by collective bargaining agreements and the rates that may have been predetermined for federal public works, within the locality and in the nearest labor market area. This bill would require the director to use the higher rate when rates arise from collective bargaining agreements that have overlapping crafts or classifications.

**Position**

Watch-Key

---

**[AB 2489](#) (Ward D) Local agencies: contracts for special services and temporary help.**

(Amended: 3/21/2024 [html](#) [pdf](#))

**Status:** 4/1/2024-Re-referred to Com. on P.E. & R.

**Location:** 3/21/2024-A. P.E. & R.

**Calendar:** 4/17/2024 9 a.m. - State Capitol, Room 444 ASSEMBLY PUBLIC EMPLOYMENT AND RETIREMENT SPECIAL ORDER OF BUSINESS, MCKINNOR, TINA, Chair

**Summary:** Existing law relating to the government of counties authorizes a county board of supervisors to contract for certain types of special services on behalf of the county, any county officer or department, or any district or court in the county. Existing law requires those special services contracts to be with persons who are specially trained, experienced, expert, and competent to perform those services. This bill would require the board or a representative, at least 10 months before beginning a procurement process to contract with persons for special services that are currently, or were in the previous 10 years, performed by employees of the county represented by an employee organization, to notify, in writing, the exclusive employee representative of the workforce affected by the contract of its determination to begin that process. The bill would require persons with whom the board of supervisors enter into a contract for special services to perform functions that are currently, or were in the previous 10 years, performed by employees of the county, any county officer or department, or any district or court in the county represented by an employee organization to use employees who meet or exceed the minimum qualifications and standards required of bargaining unit civil service employees who perform or performed the same job functions, as specified. The bill would also require those persons to provide information to the county sufficient to show that their employees meet the minimum qualifications and standards. The bill would specify that these provisions do not apply to contracts between governmental entities.

**Position**

Watch-Key

---

**[AB 2533](#) (Carrillo, Juan D) Accessory dwelling units: junior accessory dwelling units: unpermitted developments.**

(Amended: 3/21/2024 [html](#) [pdf](#))

**Status:** 4/15/2024-Assembly Rule 56 suspended. (Pending re-refer to Com. on H. & C.D.)

**Location:** 4/15/2024-A. H. & C.D.

**Calendar:**

4/17/2024 1:30 p.m. - State Capitol, Room 126 ASSEMBLY LOCAL GOVERNMENT, CARRILLO, JUAN, Chair

4/24/2024 9 a.m. - State Capitol, Room 437 ASSEMBLY HOUSING AND COMMUNITY DEVELOPMENT, WARD, CHRISTOPHER, Chair

**Summary:** Existing law, the Planning and Zoning Law, authorizes a local agency, by ordinance or ministerial approval, to provide for the creation of accessory dwelling units in areas zoned for residential use, as specified. Existing law prohibits a local agency from denying a permit for an unpermitted accessory dwelling unit that was constructed before January 1, 2018, because the accessory dwelling unit is in violation of building standards or state or local standards applicable to accessory dwelling units, unless the local agency makes a finding that correcting the violation is necessary to protect the health and safety of the public or the occupants of the structure. Existing law makes those provisions inapplicable to a substandard building, as specified. This bill would instead prohibit a local agency from denying a permit for an unpermitted accessory dwelling unit or junior accessory dwelling unit that was constructed before January 1, 2020, for those violations, unless the local agency makes a finding that correcting the violation is necessary to comply with conditions that would otherwise deem a building substandard. The bill would require a local agency to inform the public about the provisions prohibiting denial of a permit for an unpermitted accessory dwelling unit or junior accessory dwelling unit. The bill would require this information to include a checklist of the conditions that deem a building substandard and to inform homeowners that, before submitting a permit application, the homeowner may obtain a confidential third-party code inspection from a licensed contractor. The bill would prohibit a local agency from requiring a homeowner to pay impact fees or connection or capacity charges to obtain a permit if they provide evidence that they meet specified criteria for low- or moderate-income households. By imposing additional duties on local agencies, the bill would impose a state-mandated local program. The bill would authorize an inspector from a local agency, upon receiving an application for a permit for a previously unpermitted accessory dwelling unit or junior accessory dwelling unit constructed before January 1, 2020, to inspect the unit for compliance with health and safety standards and provide recommendations to comply with health and safety standards. The bill would prohibit the local agency from penalizing an applicant for having the unpermitted accessory dwelling unit and would require the local agency to approve necessary permits to correct noncompliance with health and safety standards.

**Position**

Watch-Key

---

**[AB 2557](#) (Ortega D) Local agencies: contracts for special services and temporary help: performance reports.**

(Amended: 4/8/2024 [html](#) [pdf](#))

**Status:** 4/9/2024-Re-referred to Com. on P.E. & R.

**Location:** 3/21/2024-A. P.E. & R.

**Calendar:** 4/17/2024 9 a.m. - State Capitol, Room 444 ASSEMBLY PUBLIC EMPLOYMENT AND RETIREMENT SPECIAL ORDER OF BUSINESS, MCKINNOR, TINA, Chair

**Summary:** Existing law relating to the government of counties authorizes a county board of supervisors to contract for certain types of special services on behalf of the county, any county officer or department, or any district or court in the county. Existing law requires those special services contracts to be with persons who are specially trained, experienced, expert, and competent to perform those services. This bill would require each contract for special services to include specific performance standards and requirements. The bill would require the board or a representative, at least 10 months before beginning a procurement process to contract with persons for special services that are currently, or were in the prior 10 years, performed by employees of the county represented by an employee organization, to notify, in writing, the exclusive employee representative of the workforce affected by the contract of its determination to begin that process. The bill would require each person who enters into such a contract with the board of supervisors to submit quarterly performance reports, as prescribed, every 90 days, to the board of supervisors and the exclusive representative of the employee organization. The bill would require the board or its representative to monitor quarterly performance reports to evaluate the quality of services and withhold payments to the contractor under prescribed circumstances, which circumstances the bill would deem to be a breach of contract. The bill would require contract terms exceeding 2 years to undergo a performance audit, as prescribed, by an independent auditor approved by the board to determine whether the performance standards are being met. This bill contains other related provisions and other existing laws.

**Position**

Watch-Key

---

**[AB 2559](#) (Petrie-Norris D) Local planning: electric vehicle service equipment: permitting delays.**

(Amended: 3/21/2024 [html](#) [pdf](#))

**Status:** 4/11/2024-From committee: Do pass and re-refer to Com. on J., E.D., & E. (Ayes 9. Noes 0.) (April 10). Re-referred to Com. on J., E.D., & E.

**Location:** 4/10/2024-A. J., E.D. & E.

**Calendar:** 4/16/2024 9:30 a.m. - State Capitol, Room 127 ASSEMBLY JOBS, ECONOMIC DEVELOPMENT, AND THE ECONOMY CONSENT CALENDAR, VILLAPUDUA, CARLOS, Chair

**Summary:** Existing law creates the Governor's Office of Business and Economic Development (GO-Biz) and requires GO-Biz to serve the Governor as the lead entity for economic strategy and the marketing of California on issues relating to business development, private sector investment, and economic growth. Existing law requires every city, county, and city and county to administratively approve an application to install electric vehicle charging stations through the issuance of a building permit or similar nondiscretionary permit and requires the review of an application to install an electric vehicle charging station to be limited to the building official's review of whether it meets all health and safety requirements of local, state, and federal law. Existing law requires an electric vehicle charging station to comply with, among other things, all applicable rules of the Public Utilities Commission regarding safety and reliability, as specified. This bill would require GO-Biz to create and maintain a publicly accessible internet website that contains a landing page with functionality to collect information and report delays and denials in the permitting of electric vehicle service equipment, as specified. The bill would require GO-Biz to establish a working group to evaluate the data it receives from the internet website and direct the working group to determine recommended solutions to address permitting delays. The bill would require, on or before January 1, 2026, GO-Biz to submit to the Legislature and publish on its internet website a comprehensive report regarding the challenges identified throughout the data collection process, as specified. The bill would also require GO-Biz to establish a permit streamlining specialist to assist authorities having jurisdiction with permit delays and denials related to these provisions.

**Position**

Watch-Key

---

**[AB 2561](#) (McKinnor D) Local public employees: vacant positions.** (Amended: 3/11/2024 [html](#) [pdf](#))

**Status:** 3/19/2024-In committee: Hearing postponed by committee.

**Location:** 3/11/2024-A. P.E. & R.

**Calendar:** 4/17/2024 9 a.m. - State Capitol, Room 444 ASSEMBLY PUBLIC EMPLOYMENT AND RETIREMENT SPECIAL ORDER OF BUSINESS, MCKINNOR, TINA, Chair

**Summary:** Existing law, the Meyers-Milias-Brown Act (act), authorizes local public employees, as defined, to form, join, and participate in the activities of employee organizations of their own choosing for the purpose of representation on matters of labor relations. The act prohibits a public agency from, among other things, imposing or threatening to impose reprisals on employees, discriminating or threatening to discriminate against employees, or otherwise interfering with specified employee rights guaranteed by the act. This bill would require each public agency with bargaining unit vacancy rates exceeding 10% for more than 90 days within the past 180 days to meet and confer with a representative of the recognized employee organization to produce, publish, and implement a plan consisting of specified components to fill all vacant positions within the subsequent 180 days. The bill would require the public agency to present this plan during a public hearing to the governing

legislative body and to publish the plan on its internet website for public review for at least one year. By imposing new duties on local public agencies, the bill would impose a state-mandated local program. The bill would also include findings that changes proposed by this bill address a matter of statewide concern.

**Position**

Watch-Key

---

**[AB 2592](#) (Grayson D) Local planning: housing elements: water and sewer services.** (Amended: 3/19/2024 [html](#) [pdf](#).)

**Status:** 3/20/2024-Re-referred to Com. on H. & C.D.

**Location:** 3/18/2024-A. H. & C.D.

**Summary:** The Planning and Zoning Law requires each city, county, or city and county to prepare and adopt a general plan for its jurisdiction that contains certain mandatory elements, including a housing element. Existing law requires a housing element to include an assessment of housing needs and an inventory of resources and constraints relevant to meeting those needs. That law also requires that the housing element adopted by the legislative body of the city, county, or city and county and any amendments made to that element be delivered to all public agencies or private entities that provide water or sewer services, as described, within the territory of the legislative body. Existing law requires each public agency or private entity providing water or sewer services to grant a priority for the provision of these services to proposed developments that include housing units affordable to lower income households. Existing law also requires a public agency or private entity providing water or sewer services to adopt written policies and procedures not later than July 1, 2006, and at least once every 5 years thereafter, with specific objective standards for provision of services, as described. This bill would instead require each public agency or private entity providing water or sewer services to grant a priority for the provision of these services to proposed housing developments, which the bill would define for these purposes to include both housing developments that include units sold or rented to lower income households, as provided in existing law as described above, and housing developments constructed pursuant to specified laws providing for ministerial approval of certain housing developments or subdivision maps. The bill would also update the compliance date to adopt written policies and procedures to July 1, 2025, and continue to require the adoption of those written policies and procedures at least once every 5 years thereafter.

**Position**

Watch-Key

---

**[AB 2599](#) (Committee on Environmental Safety and Toxic Materials) Water: public beaches: discontinuation of residential water service.** (Amended: 3/6/2024 [html](#) [pdf](#).)

**Status:** 4/11/2024-Read second time. Ordered to Consent Calendar.

**Location:** 4/10/2024-A. CONSENT CALENDAR

**Calendar:** 4/18/2024 #68 ASSEMBLY CONSENT CALENDAR 2ND DAY-ASSEMBLY BILLS

**Summary:** Existing law requires the State Department of Public Health to establish, maintain, and amend as necessary minimum standards for the sanitation of public beaches, as provided. Existing law requires the health officer, as defined, having jurisdiction over an area in which a public beach is created to do certain things, including, in the event of a known untreated sewage release, immediately test the waters adjacent to the public beach and, in the event an untreated sewage release that is known to have reached recreational waters adjacent to a public beach, immediately close those waters until it has been determined by the local health officer that the waters are in compliance with the standards. This bill would authorize the health officer to meet the requirements described above by using test results from other parties that have conducted microbiological contamination testing of the waters under the health officer's jurisdiction, as provided. This bill contains other existing laws.

**Position**

Watch-Key

---

**[AB 2631](#) (Fong, Mike D) Local agencies: ethics training.** (Introduced: 2/14/2024 [html](#) [pdf](#).)

**Status:** 4/10/2024-In committee: Set, first hearing. Referred to suspense file.

**Location:** 4/10/2024-A. APPR. SUSPENSE FILE

**Summary:** Existing law requires all local agency officials to receive training in ethics, at specified intervals, if the local agency provides certain monetary payments to a member of a legislative body, as provided. Existing law requires all local agency officials who are members of specified public bodies to receive the above-described training, whether or not the member receives any type of compensation, salary, or stipend or reimbursement for actual and necessary expenses incurred in the performance of official duties. Existing law requires an entity that develops curricula to satisfy the above-described requirements to consult with the Fair Political Practices Commission and the Attorney General regarding the sufficiency and accuracy of the proposed course content. Existing law prohibits the Fair Political Practices Commission and the Attorney General, as specified, from precluding an entity from also including local ethics policies in the curricula. This bill would, contingent upon an appropriation for these purposes, require the Fair Political Practices Commission, in consultation with the Attorney General, to create, maintain, and make available to local agency officials an ethics training course, as specified.



**Position**  
Watch-Key

---

**[AB 2661](#) (Soria D) Electricity: transmission facility planning: water districts.** (Amended: 3/21/2024 [html](#) [pdf](#))

**Status:** 4/15/2024-Assembly Rule 56 suspended. (Pending re-refer to Com. on NAT. RES.)

**Location:** 4/15/2024-A. NAT. RES.

**Calendar:**

4/17/2024 1:30 p.m. - State Capitol, Room 437 ASSEMBLY UTILITIES AND ENERGY, PETRIE-NORRIS, COTTIE, Chair

4/22/2024 Upon adjournment of Session - State Capitol, Room 447 ASSEMBLY NATURAL RESOURCES, BRYAN, ISAAC, Chair

**Summary:** Existing law vests the Public Utilities Commission (PUC) with regulatory authority over public utilities. Existing law requires the PUC to adopt a process for each load-serving entity, as defined, to file an integrated resource plan and a schedule for periodic updates to the plan to ensure that it meets, among other things, the state's targets for reducing emissions of greenhouse gases and the requirement to procure at least 60% of its electricity from eligible renewable energy resources by December 31, 2030. Under existing law, after the load-serving entities have updated the integrated resource plans pursuant to the schedule adopted by the PUC, the PUC adopted an aggregated resource portfolio known as the preferred system plan. Existing law establishes an Independent System Operator (ISO) as a nonprofit public benefit corporation, and requires the ISO to ensure the efficient use and reliable operation of the electrical transmission grid consistent with the achievement of planning and operating reserve criteria, as specified. Existing law requires the PUC, in consultation with the State Energy Resources Conservation and Development Commission, to provide, not later than March 31, 2024, transmission-focused guidance to the ISO about resource portfolios of expected future renewable energy resources and zero-carbon resources. Existing law requires the guidance to include the allocation of those resources by region based on technical feasibility and commercial interest in each region. This bill would require the PUC to evaluate the potential for 10,000 to 30,000 megawatts of solar electrical generation located in the Central Valley beyond the amount of solar electrical generation described in the most recently adopted preferred system plan as of January 1, 2025. If the PUC determines that solar electrical generation to be cost effective, the bill would require the PUC to provide, no later than the March 31 immediately following that determination, transmission-focused guidance to the ISO that includes the solar electrical generation in the resource portfolios of expected future renewable energy resources and zero-carbon resources.

**Position**  
Watch-Key

---

**[AB 2729](#) (Patterson, Joe R) Residential fees and charges.** (Introduced: 2/15/2024 [html](#) [pdf](#))

**Status:** 4/11/2024-Coauthors revised. From committee: Do pass and re-refer to Com. on H. & C.D. (Ayes 5. Noes 4.) (April 10). Re-referred to Com. on H. & C.D.

**Location:** 2/15/2024-A. H. & C.D.

**Calendar:** 4/24/2024 9 a.m. - State Capitol, Room 437 ASSEMBLY HOUSING AND COMMUNITY DEVELOPMENT, WARD, CHRISTOPHER, Chair

**Summary:** Existing law prohibits a local agency that imposes fees or charges on a residential development for the construction of public improvements or facilities from requiring the payment of those fees or charges until the date of the final inspection or the date the certificate of occupancy is issued, whichever occurs first, except that the payment may be required sooner if the local agency determines that the fees or charges will be collected for public improvements or facilities for which an account has been established and funds appropriated and for which the local agency has adopted a proposed construction schedule or plan prior to final inspection or issuance of the certificate of occupancy, or if the fees or charges are to reimburse the local agency for expenditures previously made. This bill would delete the above-described authorization for a local agency to require payment of fees or charges prior to the date of final inspection or issuance of the certificate of occupancy, whichever occurs first.

**Position**  
Watch-Key

---

**[AB 2735](#) (Rubio, Blanca D) Joint powers agreements: water corporations.** (Amended: 4/1/2024 [html](#) [pdf](#))

**Status:** 4/2/2024-Re-referred to Com. on INS.

**Location:** 4/1/2024-A. INS.

**Calendar:** 4/17/2024 9 a.m. - State Capitol, Room 437 ASSEMBLY INSURANCE, CALDERON, LISA, Chair

**Summary:** Existing law, the Joint Exercise of Powers Act, authorizes 2 or more public agencies, if authorized by their governing bodies, by agreement to jointly exercise any power common to the contracting parties. Existing law authorizes a mutual water company, as defined, to enter into a joint powers agreement with a public agency for these purposes. Existing law authorizes 2 or more local public entities, or a mutual water company and a public agency, to provide insurance, as specified, by a

joint powers agreement. Existing law authorizes local public entities or a mutual water company and a public agency to enter into a joint powers agreement for the purposes of risk-pooling, as specified. This bill would authorize a water corporation, as defined, to enter into a joint powers agreement with a public agency for the purpose of jointly exercising any power common to the contracting parties. The bill would also authorize a water corporation and one or more public agencies to provide insurance, as specified, by a joint powers agreement. The bill would also authorize a water corporation and one or more public agencies to enter into a joint powers agreement for the purposes of risk-pooling, as specified.

**Position**

Watch-Key

---

**[AB 2751](#) (Haney D) Employer communications during nonworking hours.** (Amended: 3/21/2024 [html](#) [pdf](#))

**Status:** 4/1/2024-Re-referred to Com. on L. & E.

**Location:** 3/21/2024-A. L. & E.

**Calendar:** 4/17/2024 1:30 p.m. - State Capitol, Room 447 ASSEMBLY LABOR AND EMPLOYMENT, ORTEGA, LIZ, Chair

**Summary:** Existing law, including statutory provisions and orders of the Industrial Welfare Commission, as enforced by the Division of Labor Standards Enforcement, regulates the wages, hours, and working conditions of employees. Existing law makes it a crime for an employer to require or cause any employee to work for longer hours than those fixed or under conditions of labor prohibited by an order of the commission or to violate or refuse or neglect to comply with specified statutes on wages, hours, and working conditions or any order or ruling of the commission. This bill would require a public or private employer to establish a workplace policy that provides employees the right to disconnect from communications from the employer during nonworking hours, except as specified. The bill would define the "right to disconnect" to mean that, except for an emergency or for scheduling, as defined, an employee has the right to ignore communications from the employer during nonworking hours. The bill would require nonworking hours to be established by written agreement between an employer and employee. The bill would authorize an employee to file a complaint of a pattern of violation of the bill's provisions with the Labor Commissioner, punishable by a specified civil penalty.

**Position**

Watch-Key

---

**[AB 2933](#) (Low D) Multiunit residential structures and mixed-use residential and commercial structures: water conservation.** (Amended: 3/21/2024 [html](#) [pdf](#))

**Status:** 4/1/2024-Re-referred to Com. on H. & C.D.

**Location:** 3/21/2024-A. H. & C.D.

**Calendar:** 4/17/2024 9 a.m. - State Capitol, Room 127 ASSEMBLY HOUSING AND COMMUNITY DEVELOPMENT, WARD, CHRISTOPHER, Chair

**Summary:** Existing law, the California Building Standards Law, establishes the California Building Standards Commission within the Department of General Services and sets forth its powers and duties, including approval and adoption of building standards and codification of those standards into the California Building Standards Code. Existing law requires the commission to publish, or cause to be published, editions of the California Building Standards Code in its entirety once every 3 years. Existing law establishes the Building Standards Administration Special Revolving Fund, and makes the moneys in the fund available, upon appropriation, to state entities to carry out various related provisions, as specified. Existing law requires the Department of Housing and Community Development to propose the adoption, amendment, or repeal of building standards to the California Building Standards Commission, and the department to adopt, amend, and repeal other rules and regulations for the protection of the public health, safety, and general welfare of the occupant and the public governing the erection, construction, enlargement, conversion, alteration, repair, moving, removal, demolition, occupancy, use, height, court, area, sanitation, ventilation, and maintenance of all hotels, motels, lodging houses, apartment houses, and dwellings, and buildings and structures accessory thereto, as specified. Existing law authorizes those standards to include voluntary best practice and mandatory requirements related to environmentally preferable water using devices and measures. Existing law requires the department and the commission to research, develop, and propose building standards to reduce potable water use in new residential and nonresidential buildings, including consideration of requiring installation of water reuse systems and consideration of requiring preplumbing of buildings to allow future use of recycled water, onsite treated graywater, or other alternative water sources. This bill would enact the California Multiunit Residential Structure and Mixed-Use Residential and Commercial Structure Water Conservation Act. The bill would state findings and declarations of the Legislature relating to wasted water due to plumbing leaks. The bill would require the commission to research, develop, and propose building standards, including voluntary standards of the California Green Building Standards Code, to reduce water waste in existing and new multiunit residential structures and mixed-use residential and commercial structures, including requiring installation of point-of-use systems, as defined. This bill contains other existing laws.

**Position**

Watch-Key

---

**[AB 2947](#) ([Lackey R](#)) **Water: turfgrass conversion.** (Amended: 4/8/2024 [html](#) [pdf](#))**

**Status:** 4/9/2024-Re-referred to Com. on W., P., & W.

**Location:** 3/11/2024-A. W.,P. & W.

**Calendar:** 4/23/2024 9 a.m. - State Capitol, Room 444 ASSEMBLY WATER, PARKS AND WILDLIFE, PAPAN, DIANE, Chair

**Summary:** Existing law establishes the Department of Water Resources within the Natural Resources Agency and prescribes the powers and responsibilities of the department. The Water Conservation in Landscaping Act provides for a model water efficient landscape ordinance that is adopted and updated at least every 3 years by the department, unless the department makes a specified finding. This bill would prohibit the department, when it allocates funding for turf replacement programs, from excluding urban water suppliers' turfgrass conversion rebate programs if the rebate program requires the recipient of a rebate to achieve a net water savings and to use the most efficient turfgrass irrigation equipment, as provided. The bill would require an urban water supplier that offers a turfgrass conversion rebate program using funds awarded by the department after January 1, 2025, to report annually to the department on the number of turfgrass conversions that are funded through the program and the estimated water savings from the program until the funds are exhausted.

**Position**

Watch-Key

---

**[AB 3012](#) ([Grayson D](#)) **Development fees: fee schedule template: fee estimate tool.** (Amended: 3/11/2024 [html](#) [pdf](#))**

**Status:** 4/15/2024-Assembly Rule 56 suspended. (Pending re-refer to Com. on H. & C.D.)

**Location:** 4/15/2024-A. H. & C.D.

**Calendar:**

4/17/2024 1:30 p.m. - State Capitol, Room 126 ASSEMBLY LOCAL GOVERNMENT, CARRILLO, JUAN, Chair

4/24/2024 9 a.m. - State Capitol, Room 437 ASSEMBLY HOUSING AND COMMUNITY DEVELOPMENT, WARD, CHRISTOPHER, Chair

**Summary:** Existing law, the Permit Streamlining Act, which is part of the Planning and Zoning Law, requires each public agency to provide a development project applicant with a list that specifies the information that will be required from any applicant for a development project. The act requires a city, county, or special district that has an internet website to make available on its internet website certain information, as applicable, including its current schedule of fees and exactions. This bill would require a city or county that has an internet website to make a fee estimate tool that the public can use to calculate an estimate of fees and exactions, as specified, for a proposed housing development project available on its internet website. The bill authorizes the city or county to choose the format of the fee estimate tool. The bill would require a city or county with a population of greater than 500,000 to meet these requirements on or before July 1, 2031. The bill would require a city or county with a population of 500,000 or less to meet these requirements on or before July 1, 2032. By requiring a city or county to include a fee estimate tool on its internet website, the bill would impose a state-mandated local program.

**Position**

Watch-Key

---

**[AB 3016](#) ([Petrie-Norris D](#)) **Renewable electrical generation facilities: interagency coordination.** (Amended: 3/11/2024 [html](#) [pdf](#))**

**Status:** 3/21/2024-In committee: Hearing postponed by committee.

**Location:** 3/11/2024-A. U. & E.

**Summary:** Existing law establishes the Governor's Office of Business and Economic Development to, among other duties, serve the Governor as the lead entity for economic strategy and the marketing of California on issues relating to business development, private sector investment, and economic growth. Existing law imposes various requirements relating to the environmental review and governmental approval of certain types of projects, including renewable electricity generation projects. This bill would require the office, on or before January 1, 2026, to create and oversee a process for interagency coordination for all state and local agencies with known or likely environmental review or permitting jurisdiction relating to proposed renewable electrical generation facilities. The bill would request federal agencies with known or likely environmental review or permitting jurisdiction relating to proposed renewable electrical generation facilities to participate in the process.

**Position**

Watch-Key

---

**[AB 3044](#) ([Alanis R](#)) **Urban retail water suppliers: urban water use objectives: report.** (Amended: 3/21/2024 [html](#) [pdf](#))**

**Status:** 4/1/2024-Re-referred to Com. on W., P., & W.

**Location:** 3/21/2024-A. W.,P. & W.

**Summary:** Existing law requires the Department of Water Resources, on or before January 1, 2028,

and in coordination with the State Water Resources Control Board, to submit a report to the Legislature on the progress of urban retail water suppliers towards achieving their urban water use objective. This bill would instead require the report to be submitted to the Legislature on or before January 1, 2029.

**Position**

Watch-Key

---

**[AB 3090](#) (Maienschein D) Drinking water standards: noncompliance: notification.** (Introduced: 2/16/2024

[html](#) [pdf](#).)

**Status:** 4/2/2024-In committee: Set, first hearing. Hearing canceled at the request of author.

**Location:** 3/11/2024-A. E.S. & T.M.

**Calendar:** 4/23/2024 1:30 p.m. - State Capitol, Room 444 ASSEMBLY ENVIRONMENTAL SAFETY AND TOXIC MATERIALS, GARCIA, EDUARDO, Chair

**Summary:** Existing law requires a person operating a public water system to notify the State Water Resources Control Board and users of the public water system, in the manner prescribed by the board, when any primary drinking water standard specified in the board's regulations is not complied with, when a monitoring requirement specified in the board's regulations is not performed, or when a water purveyor fails to comply with the conditions of any variance or exemption. Existing law authorizes and encourages the public water system to provide notice through foreign language media in addition to nonwritten notification provided for in the public water system's emergency notification plan. This bill would further authorize and encourage public water systems to provide notification through public safety communications technology, including the federal Wireless Emergency Alert system, that communicates with groups in the affected geographic area. The bill would also make technical changes.

**Position**

Watch-Key

---

**[AB 3121](#) (Hart D) Urban retail water suppliers: written notice: conservation order: dates.**

(Introduced: 2/16/2024 [html](#) [pdf](#).)

**Status:** 3/11/2024-Referred to Com. on W., P., & W.

**Location:** 3/11/2024-A. W.,P. & W.

**Calendar:** 4/23/2024 9 a.m. - State Capitol, Room 444 ASSEMBLY WATER, PARKS AND WILDLIFE, PAPAN, DIANE, Chair

**Summary:** Existing law authorizes the State Water Resources Control Board, on and after January 1, 2025, to issue a written notice to an urban retail water supplier that does not meet its urban water use objective. Existing law authorizes the board, on and after January 1, 2026, to issue a conservation order to an urban retail water supplier that does not meet its urban water use objective. This bill would instead provide that the date the board is authorized to issue a written notice to January 1, 2026 and a conservation order to January 1, 2027.

**Position**

Watch-Key

---

**[AB 3219](#) (Sanchez R) Advanced Clean Fleets Regulation: local governments.** (Amended: 3/11/2024 [html](#)

[pdf](#).)

**Status:** 3/12/2024-Re-referred to Com. on TRANS.

**Location:** 3/11/2024-A. TRANS.

**Summary:** Existing law requires the State Air Resources Board to adopt and implement motor vehicle emission standards, in-use performance standards, and motor vehicle fuel specifications for the control of air contaminants and sources of air pollution that the state board has found necessary, cost effective, and technologically feasible. The California Global Warming Solutions Act of 2006 establishes the state board as the state agency responsible for monitoring and regulating sources emitting greenhouse gases and requires the state board to adopt rules and regulations to achieve the maximum technologically feasible and cost-effective greenhouse gas emission reductions from those sources. Pursuant to its authority, the state board has adopted the Advanced Clean Fleets Regulation, which imposes various requirements for transitioning local, state, and federal government fleets of medium- and heavy-duty trucks, other high-priority fleets of medium- and heavy-duty trucks, and drayage trucks to zero-emission vehicles. The Advanced Clean Fleets Regulation authorizes entities subject to the regulation to apply for exemptions from its requirements under certain circumstances. This bill would provide that the requirements of the Advanced Clean Fleets Regulation do not apply to the purchase by a local government of vehicles with a gross vehicle weight rating greater than 8,500 pounds if the price of the zero-emission version of a vehicle is more than an unspecified percentage of the price of a comparable internal combustion engine version of that vehicle. This bill contains other existing laws.

**Position**

Watch-Key

---

[ACA 2](#)

**(Alanis R) Water Resiliency Act of 2024.** (Amended: 3/6/2024 [html](#) [pdf](#))

**Status:** 3/19/2024-In committee: Set, first hearing. Hearing canceled at the request of author.

**Location:** 4/20/2023-A. W.,P. & W.

**Summary:** The California Constitution declares that the general welfare requires that the water resources of the state be put to beneficial use to the fullest extent of which they are capable, and that the right to the use of water does not extend to the waste or unreasonable use, method of use, or method of diversion of water. This measure would require the Treasurer to annually transfer an amount equal to 1.5% of all state revenues from the General Fund to the California Water Resiliency Trust Fund, which the measure would create. The measure would continuously appropriate moneys in the fund to the California Water Commission for its actual costs of implementing these provisions and for specified water infrastructure projects. The measure would require the California State Auditor to annually conduct a programmatic review and an audit of expenditures from the California Water Resiliency Trust Fund and to report those findings, as specified. The measure would authorize a project funded pursuant to these provisions to elect to be subject to a streamlined review pursuant to the California Environmental Quality Act, as specified. The measure would provide that its provisions are severable and would require the Attorney General to defend against any action challenging the validity of the measure, except as provided.

**Position**

Watch-Key

---

[ACA 16](#)

**(Bryan D) Environmental rights.** (Introduced: 1/25/2024 [html](#) [pdf](#))

**Status:** 4/9/2024-Coauthors revised. From committee: Be adopted, and re-refer to Com. on APPR. Re-referred. (Ayes 8. Noes 3.) (April 8). Re-referred to Com. on APPR.

**Location:** 4/9/2024-A. APPR.

**Summary:** The California Constitution declares various inalienable rights of the people, including the right to enjoy and defend life and liberty, acquire, possess, and protect property, and pursue and obtain safety, happiness, and privacy. This measure would amend the California Constitution to declare that the people have a right to clean air and water and a healthy environment.

**Position**

Watch-Key

---

[SB 231](#)

**(Hurtado D) Department of Water Resources: water supply forecasting.** (Amended: 7/12/2023 [html](#) [pdf](#))

**Status:** 9/1/2023-Failed Deadline pursuant to Rule 61(a)(11). (Last location was APPR. SUSPENSE FILE on 8/23/2023)(May be acted upon Jan 2024)

**Location:** 9/1/2023-A. 2 YEAR

**Summary:** Existing law requires the Department of Water Resources to gather and correlate information and data pertinent to an annual forecast of seasonal water crop. Existing law also requires the department to update every 5 years the plan for the orderly and coordinated control, protection, conservation, development, and use of the water resources of the state, which is known as "The California Water Plan." This bill would require the department, on or before December 31, 2025, to establish a formal process for annually evaluating and improving the accuracy of its water supply forecasts, adopt a new water supply forecasting model that better addresses the effects of climate change, and implement a formal policy and procedures for documenting its operational plans for the state's water supply and its rationale for its operating procedures. The bill would require the department, by December 1, 2024, to prepare, and submit to the Legislature, a report on its progress toward meeting these requirements. This bill contains other related provisions.

**Position**

Watch-Key

---

[SB 265](#)

**(Hurtado D) Cybersecurity preparedness: critical infrastructure sectors.** (Amended: 6/19/2023 [html](#) [pdf](#))

**Status:** 9/1/2023-Failed Deadline pursuant to Rule 61(a)(11). (Last location was APPR. on 7/10/2023) (May be acted upon Jan 2024)

**Location:** 9/1/2023-A. 2 YEAR

**Summary:** Existing law, the California Emergency Services Act, among other things, creates the Office of Emergency Services (Cal OES), which is responsible for the state's emergency and disaster response services, as specified. Existing law requires Cal OES to establish the California Cybersecurity Integration Center (Cal-CSIC) with the primary mission of reducing the likelihood and severity of cyber incidents that could damage California's economy, its critical infrastructure, or public and private sector computer networks in the state. Existing law requires Cal OES to direct Cal-CSIC to prepare, and Cal OES to submit to the Legislature on or before January 1, 2024, a strategic, multiyear outreach plan to assist the food and agriculture sector and wastewater sector in their efforts to improve cybersecurity and an evaluation of options for providing grants or alternative forms of funding to, and potential voluntary actions that do not require funding and that assist, those sectors in their efforts to improve security preparedness. This bill would require Cal OES to direct Cal-CSIC to prepare, and Cal OES to submit to the Legislature on or before January 1, 2025, a strategic, multiyear outreach plan to assist

critical infrastructure sectors, as defined, in their efforts to improve cybersecurity and an evaluation of options for providing grants or alternative forms of funding to, and potential voluntary actions that do not require funding and that assist, that sector in their efforts to improve cybersecurity preparedness. The bill would make related findings and declarations.

**Position**

Watch-Key

---

**[SB 422](#) ([Portantino D](#)) **California Environmental Quality Act: expedited environmental review: climate change regulations.** (Amended: 3/20/2023 [html](#) [pdf](#))**

**Status:** 9/14/2023-Failed Deadline pursuant to Rule 61(a)(14). (Last location was INACTIVE FILE on 9/12/2023)(May be acted upon Jan 2024)

**Location:** 9/14/2023-A. 2 YEAR

**Summary:** The California Environmental Quality Act (CEQA) requires a lead agency, as defined, to prepare, or cause to be prepared, and certify the completion of an environmental impact report (EIR) on a project that it proposes to carry out or approve that may have a significant effect on the environment or to adopt a negative declaration if it finds that the project will not have that effect. CEQA also requires a lead agency to prepare a mitigated negative declaration for a project that may have a significant effect on the environment if revisions in the project would avoid or mitigate that effect and there is no substantial evidence that the project, as revised, would have a significant effect on the environment. CEQA requires specified public agencies, including air pollution control districts and air quality management districts, to perform, at the time of adoption of a rule or regulation requiring the installation of pollution control equipment or a performance standard or treatment requirement, an environmental analysis of the reasonably foreseeable methods of compliance. This bill would also require those specified public agencies, at the time of adoption of a rule or regulation requiring the reduction in emissions of greenhouse gases, criteria air pollutants, or toxic air contaminants, to perform an environmental analysis of the reasonably foreseeable methods of compliance. By imposing additional requirements on air districts, this bill would impose a state-mandated local program.

**Position**

Watch-Key

---

**[SB 638](#) ([Eggman D](#)) **Climate Resiliency and Flood Protection Bond Act of 2024.** (Amended: 6/28/2023 [html](#) [pdf](#))**

**Status:** 7/6/2023-July 11 hearing postponed by committee.

**Location:** 6/15/2023-A. W.,P. & W.

**Summary:** The California Drought, Water, Parks, Climate, Coastal Protection, and Outdoor Access For All Act of 2018, approved by the voters as Proposition 68 at the June 5, 2018, statewide primary direct election, authorizes the issuance of bonds in the amount of \$4,000,000,000 pursuant to the State General Obligation Bond Law to finance a drought, water, parks, climate, coastal protection, and outdoor access for all program. Article XVI of the California Constitution requires measures authorizing general obligation bonds to specify the single object or work to be funded by the bonds and further requires a bond act to be approved by a 2/3 vote of each house of the Legislature and a majority of the voters. This bill would enact the Climate Resiliency and Flood Protection Bond Act of 2024 which, if approved by the voters, would authorize the issuance of bonds in the amount of \$6,000,000,000 pursuant to the State General Obligation Bond Law, for flood protection and climate resiliency projects. This bill contains other related provisions.

**Position**

Watch-Key

---

**[SB 903](#) ([Skinner D](#)) **Environmental health: product safety: perfluoroalkyl and polyfluoroalkyl substances.** (Amended: 4/11/2024 [html](#) [pdf](#))**

**Status:** 4/15/2024-Withdrawn from committee. Re-referred to Com. on APPR.

**Location:** 4/15/2024-S. APPR.

**Summary:** Existing law, commencing January 1, 2025, prohibits the manufacture, distribution, sale, or offering for sale in the state of any new, not previously used, textile articles that contain regulated perfluoroalkyl and polyfluoroalkyl substances (PFAS). Existing law, commencing January 1, 2025, prohibits the manufacture, sale, delivery, holding, or offering for sale in commerce of any cosmetic product that contains intentionally added PFAS. This bill would, beginning January 1, 2032, prohibit a person from distributing, selling, or offering for sale a product that contains intentionally added PFAS, as defined, unless the Department of Toxic Substances Control has made a determination that the use of PFAS in the product is a currently unavoidable use, the prohibition is preempted by federal law, or the product is previously used. The bill would specify the criteria and procedures for determining whether the use of PFAS in a product is a currently unavoidable use, for renewing that determination, and for revoking that determination. The bill would require the department to maintain on its internet website a list of each determination of currently unavoidable use, when each determination expires, and the products and uses that are exempt from the prohibition. The bill would impose an administrative penalty for a violation of the prohibition, as specified. The bill would establish the PFAS Penalty Account and require all administrative penalties received to be deposited into that account

and, upon appropriation by the Legislature, to be used for the administration and enforcement of these provisions, as specified. This bill contains other related provisions and other existing laws.

**Position**

Watch-Key

---

**[SB 937](#)**

**(Wiener D) Development projects: permits and other entitlements: fees and charges.**

(Amended: 4/8/2024 [html](#) [pdf](#))

**Status:** 4/9/2024-Set for hearing April 16.

**Location:** 4/3/2024-S. HOUSING

**Calendar:** 4/16/2024 1:30 p.m. - 1021 O Street, Room 1200 SENATE HOUSING, SKINNER, NANCY, Chair

**Summary:** The Planning and Zoning Law requires each county and each city to adopt a comprehensive, long-term general plan for its physical development, and the development of specified land outside its boundaries, that includes, among other mandatory elements, a housing element. Existing law, the Permit Streamlining Act, among other things, requires a public agency that is the lead agency for a development project to approve or disapprove that project within specified time periods. Existing law extended by 18 months the period for the expiration, effectuation, or utilization of a housing entitlement, as defined, that was issued before, and was in effect on, March 4, 2020, and that would expire before December 31, 2021, except as specified. Existing law provides that if the state or a local agency extended the otherwise applicable time for the expiration, effectuation, or utilization of a housing entitlement for not less than 18 months, as specified, that housing entitlement would not be extended an additional 18 months pursuant to these provisions. This bill would extend by 24 months the period for the expiration, effectuation, or utilization of a housing entitlement, entitlement for a priority residential development project, as those terms are defined, that was issued before January 1, 2024, and that will expire before December 31, 2025, except as specified. The bill would toll this 24-month extension during any time that the housing entitlement is the subject of a legal challenge. By adding to the duties of local officials with respect to housing entitlements, this bill would impose a state-mandated local program. The bill would include findings that changes proposed by this bill address a matter of statewide concern rather than a municipal affair and, therefore, apply to all cities, including charter cities. This bill contains other related provisions and other existing laws.

**Position**

Watch-Key

---

**[SB 955](#)**

**(Seyarto R) Office of Planning and Research: Infrastructure Gap-Fund Program.**

(Amended: 4/4/2024 [html](#) [pdf](#))

**Status:** 4/15/2024-April 15 hearing: Placed on APPR suspense file.

**Location:** 4/15/2024-S. APPR. SUSPENSE FILE

**Summary:** Existing law establishes the Office of Planning and Research in the Governor's office for the purpose of serving the Governor and the Governor's cabinet as staff for long-range planning and research and constituting the comprehensive state planning agency. Existing law authorizes a local agency to finance infrastructure projects through various means, including by establishing an enhanced infrastructure financing district to finance public capital facilities or other specified projects of communitywide significance that provide significant benefits to the district or the surrounding community. This bill would require the office, upon appropriation by the Legislature, to establish the Infrastructure Gap-Fund Program to provide grants to local agencies to develop and construct infrastructure projects, as defined. The bill would authorize the office to provide funding for up to 20% of a project's total cost, subject to specified requirements, including, among other things, that the office is prohibited from awarding a grant to a local agency unless the local agency provides funding that has been raised through local taxes for at least 10% of the infrastructure project's total cost. The bill would require the office to develop guidelines to implement the program that establish the criteria by which grant applications will be evaluated and funded. The bill would make these provisions operative January 1, 2027.

**Position**

Watch-Key

---

**[SB 986](#)**

**(Seyarto R) Ballot label: bond measure fiscal impact.** (Introduced: 1/30/2024 [html](#) [pdf](#))

**Status:** 3/19/2024-March 19 set for first hearing. Failed passage in committee. (Ayes 1. Noes 0.) Reconsideration granted.

**Location:** 2/14/2024-S. E. & C.A.

**Summary:** Existing law requires the Legislative Analyst to prepare a fiscal analysis of each statewide measure for the ballot pamphlet, and requires the title and summary of a measure that appears on the ballot to contain a summary of the Legislative Analyst's estimate of the net state and local government fiscal impact. Existing law prescribes the form and content of the ballot label for candidates and measures on the ballot, and requires the ballot label for statewide measures to include a condensed version of the title and summary, including the fiscal impact summary. Existing law requires local governments, when submitting a measure for voter approval for the issuance of bonds that will be secured by an ad valorem tax, to provide voters a statement that includes estimates of the total debt

service and tax rates required to fund the bonds, as specified. This bill would require, for state bond measures and for local measures to approve the issuance of bonds that will be secured by an ad valorem tax, the ballot label to include a summary of the measure's fiscal impact in a specified form. Because this bill would impose new requirements on local elections officials, the bill would impose a state-mandated local program. This bill contains other related provisions and other existing laws.

**Position**

Watch-Key

---

**[SB 1065](#) (Padilla D) Primary drinking water standards: hexavalent chromium: compliance plan.**

(Amended: 4/8/2024 [html](#) [pdf](#))

**Status:** 4/8/2024-From committee with author's amendments. Read second time and amended. Re-referred to Com. on E.Q.

**Location:** 4/3/2024-S. E.Q.

**Calendar:** 4/24/2024 9 a.m. - State Capitol, Room 113 SENATE ENVIRONMENTAL QUALITY, ALLEN, BENJAMIN, Chair

**Summary:** The California Safe Drinking Water Act provides for the operation of public water systems and imposes on the State Water Resources Control Board various duties and responsibilities for the regulation and control of drinking water in the State of California. The act requires the state board to adopt primary drinking water standards for contaminants in drinking water based upon specified criteria, and requires a primary drinking water standard to be established for hexavalent chromium. Existing law authorizes the state board to grant a variance from primary drinking water standards to a public water system. Existing law makes certain violations of the act a crime. The bill would authorize, until January 1, 2029, the state board to grant an extension of up to 3 years beyond any other compliance period established by the state board for a public water system to achieve compliance with the primary drinking water standard for hexavalent chromium, as prescribed. The bill would require a public water system to comply with all requirements that the state board has established for a public water system during the compliance period, including public notice. The bill would prohibit a public water system from being deemed in violation of the primary drinking water standard for hexavalent chromium while implementing a compliance plan that has been approved by the state board if an extension is provided. This bill contains other related provisions and other existing laws.

**Position**

Watch-Key

---

**[SB 1072](#) (Padilla D) Local government: Proposition 218: remedies.** (Introduced: 2/12/2024 [html](#) [pdf](#))

**Status:** 2/21/2024-Referred to Com. on L. GOV.

**Location:** 2/21/2024-S. L. GOV.

**Summary:** The California Constitution sets forth various requirements for the imposition of local taxes. The California Constitution excludes from classification as a tax assessments and property-related fees imposed in accordance with provisions of the California Constitution that establish requirements for those assessments and property-related fees. Under these requirements, an assessment is prohibited from being imposed on any parcel if it exceeds the reasonable cost of the proportional special benefit conferred on that parcel, and a fee or charge imposed on any parcel or person as an incident of property ownership is prohibited from exceeding the proportional cost of the service attributable to the parcel. Existing law, known as the Proposition 218 Omnibus Implementation Act, prescribes specific procedures and parameters for local compliance with the requirements of the California Constitution for assessments and property-related fees. This bill would require, if a property-related fee or charge creates revenues in excess of the local government's reasonable cost of providing the specific benefit or specific government service, that the excess revenues be used only to reduce the subsequently adopted and following property-related fee or charge. The bill would declare that this provision is declaratory of existing law. This bill contains other existing laws.

**Position**

Watch-Key

---

**[SB 1110](#) (Ashby D) Urban retail water suppliers: informational order: conservation order.**

(Introduced: 2/13/2024 [html](#) [pdf](#))

**Status:** 4/2/2024-Set for hearing April 23.

**Location:** 2/21/2024-S. N.R. & W.

**Calendar:** 4/23/2024 9 a.m. - 1021 O Street, Room 2100 SENATE NATURAL RESOURCES AND WATER, MIN, DAVE, Chair

**Summary:** Existing law authorizes the State Water Resources Control Board, on and after January 1, 2024, to issue informational orders pertaining to water production, water use, and water conservation to an urban retail water supplier that does not meet its urban water use objective. Existing law requires the board to consider certain information in determining whether to issue an informational order. This bill would require the board to additionally consider lower cost actions the water supplier has implemented or will implement in order to help the water supplier achieve overall water supply resiliency in determining whether to issue an informational order. This bill contains other related provisions and other existing laws.



**Position**  
Watch-Key

---

**[SB 1164](#) (Newman D) Property taxation: new construction exclusion: accessory dwelling units.**

(Amended: 4/11/2024 [html](#) [pdf](#).)

**Status:** 4/11/2024-Read second time and amended. Re-referred to Com. on APPR.

**Location:** 4/10/2024-S. APPR.

**Calendar:** 4/22/2024 10 a.m. - 1021 O Street, Room 2200 SENATE APPROPRIATIONS, CABALLERO, ANNA, Chair

**Summary:** The California Constitution generally limits ad valorem taxes on real property to 1% of the full cash value of that property. For purposes of this limitation, "full cash value" is defined as the assessor's valuation of real property as shown on the 1975-76 tax bill under "full cash value" or, thereafter, the appraised value of that real property when purchased, newly constructed, or a change in ownership has occurred. This bill would exclude from classification as "newly constructed" and "new construction" the construction of an accessory dwelling unit, as defined, if construction on the unit is completed on or after January 1, 2025, and before January 1, 2030, until one of specified events occurs. The bill would require the property owner to, among other things, notify the assessor that the property owner intends to claim the exclusion for an accessory dwelling unit and submit an affidavit stating that the owner shall make a good faith effort to ensure the unit will be used as residential housing for the duration the owner receives the exclusion. The bill would require the State Board of Equalization to prescribe the manner and form for claiming the exclusion. Because this bill would require an affidavit by a property owner and a higher level of service from county assessors, it would impose a state-mandated local program. This bill contains other related provisions and other existing laws.

**Position**  
Watch-Key

---

**[SB 1178](#) (Padilla D) California Water Quality and Public Health Protection Act.** (Amended: 4/4/2024 [html](#) [pdf](#).)

**Status:** 4/11/2024-Set for hearing April 24.

**Location:** 4/3/2024-S. E.Q.

**Calendar:** 4/24/2024 9 a.m. - State Capitol, Room 113 SENATE ENVIRONMENTAL QUALITY, ALLEN, BENJAMIN, Chair

**Summary:** Under existing law, the State Water Resources Control Board and the 9 California regional water quality control boards regulate water quality and prescribe waste discharge requirements in accordance with the federal national pollutant discharge elimination system permit program established by the federal Clean Water Act and the Porter-Cologne Water Quality Control Act. This bill would require the board to, on or before August 1, 2025, establish regulations governing annual reporting by compliance entities, as defined, regarding water discharges, as provided. The bill would require compliance entities to submit a report to the board by June 1, 2026, and annually thereafter on water discharges and their locations, as provided. The bill would require the board to quantify the cost of mitigating contamination, if any, caused by those reported water discharges and would require the board to notify the compliance entities of the cost of mitigating their contamination. The bill would authorize the compliance entity to elect to mitigate the contamination caused by the entity's reported water discharges, or to have the board impose a surcharge for the cost of mitigating the compliance entity's contamination. The bill would create the California Water Quality and Public Health Impact Fund for receipt of revenue from the surcharge. The bill would require the moneys in the fund to be used exclusively to mitigate the impacts of the contamination on waters of the state caused by the reported water discharges. The bill would authorize the board to charge compliance entities a reasonable fee necessary to cover the board's reasonable costs of administering and implementing these provisions and to impose noncompliance penalties, not to exceed \$1,000,000.

**Position**  
Watch-Key

---

**[SB 1185](#) (Niello R) Water conservation: water use objectives.** (Amended: 3/18/2024 [html](#) [pdf](#).)

**Status:** 4/4/2024-Set for hearing April 23.

**Location:** 4/3/2024-S. N.R. & W.

**Calendar:** 4/23/2024 9 a.m. - 1021 O Street, Room 2100 SENATE NATURAL RESOURCES AND WATER, MIN, DAVE, Chair

**Summary:** Existing law requires all water suppliers to increase the efficient use of water. Existing law establishes various water use objectives and restrictions, including urban water use objectives. Existing law requires the State Water Resources Control Board, in coordination with the Department of Water Resources, to adopt long-term standards for the efficient use of water, including standards for, among other things, a volume for water loss, and requires the board, when adopting the standards, to consider policies relating to urban water use objectives and proposed efficiency standards' effects on local wastewater management, developed and natural parklands, and urban tree health. This bill would delete the requirement that the board adopt standards, for purposes of urban water use objectives,

for water loss and would instead require the board to consider the policies relating to urban water use objectives and proposed efficiency standards' effects on water loss. The bill would also set forth standards, policies, and procedures relating to water use objectives, generally, including, among other things, a prohibition against any water use objective established by the board that causes a reduction of more than 20% when compared to a water supplier's actual water use in 2023 or that exceeds a water use standard recommended by the department. The bill would also authorize any amount of water to be used for a variance from a water use objective and would prohibit any required minimum amount of water for a variance. The bill would impose additional duties on the board, including requiring the board to develop a self-certification process for water suppliers for purposes of validating the amount of water in a variance, as provided.

**Position**

Watch-Key

---

**[SB 1188](#) (Laird D) Drinking water: technical, managerial, and financial standards.** (Amended: 3/18/2024 [html](#) [pdf](#))

**Status:** 4/5/2024-Set for hearing April 17.

**Location:** 4/3/2024-S. E.Q.

**Calendar:** 4/17/2024 9 a.m. - 1021 O Street, Room 1200 SENATE ENVIRONMENTAL QUALITY, ALLEN, BENJAMIN, Chair

**Summary:** Existing law, the California Safe Drinking Water Act, imposes on the State Water Resources Control Board various responsibilities and duties relating to providing a dependable, safe supply of drinking water. Existing law requires the state board to directly enforce the provisions of the act for all public water systems, except as specified. The act prohibits a person from operating a public water system unless the person first submits an application to the state board and receives a permit to operate the system, as specified. Existing law authorizes the state board to impose permit conditions, requirements for system improvements, technical, financial, or managerial requirements, and time schedules as it deems necessary to ensure a reliable and adequate supply of water at all times that is pure, wholesome, potable, and does not endanger the health of consumers. Existing law makes it a crime to knowingly make any false statement or representation in any application, record, report, or other document submitted, maintained, or used for purposes of compliance with the act. This bill would require the state board to develop and adopt minimum standards related to the technical, managerial, and financial capacity of public water systems with fewer than 10,000 service connections. The bill would require public water systems with fewer than 10,000 service connections to have the capacity to demonstrate compliance with those standards, as provided. This bill would prohibit the state board and the Department of Water Resources from granting or loaning state funding to a public water system that fails to comply with the bill unless the state board or department makes a finding regarding at least one of 3 specified conditions. The bill would authorize the state board to require a public water system subject to the minimum standards to show proof that it has the technical, managerial, and financial capacity to comply with the standards, including, but not limited to, annual reporting of information necessary and appropriate to monitor a public water system's current capacity status. Because knowingly making a false statement or representation in that report would be a crime under the California Safe Drinking Water Act, the bill would impose a state-mandated local program by expanding the scope of a crime.

**Position**

Watch-Key

---

**[SB 1210](#) (Skinner D) New housing construction: electrical, gas, sewer, and water service: service connection information.** (Amended: 4/10/2024 [html](#) [pdf](#))

**Status:** 4/10/2024-From committee with author's amendments. Read second time and amended. Re-referred to Com. on L. GOV.

**Location:** 4/2/2024-S. L. GOV.

**Calendar:** 4/17/2024 9 a.m. - 1021 O Street, Room 2200 SENATE LOCAL GOVERNMENT, DURAZO, MARIA ELENA, Chair

**Summary:** Existing law vests the Public Utilities Commission with regulatory authority over public utilities, including electrical corporations, gas corporations, sewer system corporations, and water corporations, while local publicly owned utilities, including municipal utility districts, public utility districts, and irrigation districts, are under the direction of their governing boards. This bill would, for new housing construction, require the above-described utilities to publicly post on their internet websites (1) the amount of any charge issued for a service connection, capacity, or other point of connection charge by the housing unit's address, and (2) the schedule of fees for a service connection, capacity, or other point of connection charge, as specified. The bill would, for new housing construction, require each utility to ensure that its internet website allows an applicant for a service connection to, among other things, receive a reasonable estimate regarding when the utility will complete the applicant's service connection. To the extent that this bill imposes new requirements on certain local agencies, the bill would impose a state-mandated local program. This bill contains other related provisions and other existing laws.

**Position**

**[SB 1218](#) (Newman D) Water: emergency water supplies.** (Introduced: 2/15/2024 [html](#) [pdf](#))**Status:** 4/2/2024-Set for hearing April 23.**Location:** 2/29/2024-S. N.R. & W.**Calendar:** 4/23/2024 9 a.m. - 1021 O Street, Room 2100 SENATE NATURAL RESOURCES AND WATER, MIN, DAVE, Chair**Summary:** Existing law, the Urban Water Management Planning Act, requires every public and private urban water supplier that directly or indirectly provides water for municipal purposes to prepare and adopt an urban water management plan. The act requires an urban water management plan to include a water shortage contingency plan, as provided. This bill would declare that it is the established policy of the state to encourage and incentivize, but not mandate, the development of emergency water supplies, and to support their use during times of water shortage.**Position**Watch-Key

---

**[SB 1255](#) (Durazo D) Public water systems: needs analysis.** (Amended: 4/1/2024 [html](#) [pdf](#))**Status:** 4/3/2024-Set for hearing April 17.**Location:** 2/29/2024-S. E.Q.**Calendar:** 4/17/2024 9 a.m. - 1021 O Street, Room 1200 SENATE ENVIRONMENTAL QUALITY, ALLEN, BENJAMIN, Chair**Summary:** The California Safe Drinking Water Act provides for the operation of public water systems and imposes on the State Water Resources Control Board various responsibilities and duties relating to the regulation of drinking water to protect public health. Existing law establishes the Safe and Affordable Drinking Water Fund in the State Treasury to help water systems provide an adequate and affordable supply of safe drinking water in both the near and long terms. Existing law requires the state board to annually adopt a fund expenditure plan, as provided, and requires expenditures from the fund to be consistent with the fund expenditure plan. Existing law requires the state board to base the fund expenditure plan on data and analysis drawn from a specified drinking water needs assessment. This bill would require the state board to update a needs analysis of the state's public water systems to include an assessment, as specified, of the funds necessary to provide a 20% discount for low-income households served by community water systems with fewer than 3,000 service connections and for community water systems with fewer than 3,000 service connections to meet a specified affordability threshold on or before July 1, 2026, and on or before July 1 of every 3 years thereafter.**Position**Watch-Key

---

**[SB 1330](#) (Archuleta D) Urban retail water supplier: water use.** (Amended: 3/19/2024 [html](#) [pdf](#))**Status:** 4/2/2024-Set for hearing April 23.**Location:** 2/29/2024-S. N.R. & W.**Calendar:** 4/23/2024 9 a.m. - 1021 O Street, Room 2100 SENATE NATURAL RESOURCES AND WATER, MIN, DAVE, Chair**Summary:** Existing law requires the Department of Water Resources, in coordination with the State Water Resources Control Board, to conduct necessary studies and investigations, and recommend for adoption by the board appropriate variances for unique uses that can have a material effect on an urban retail water supplier's urban water use objective. Existing law requires the department, in recommending variances, to also recommend a threshold of significance for each recommended variance. Existing law requires an urban retail water supplier to request and receive approval by the board for inclusion of a variance in calculating their water use objective. Existing law requires the board to post specified information on its internet website relating to variances, including a list of all urban retail water suppliers with approved variances. This bill would require the board to adopt variances recommended by the department for unique uses that can have a material effect on an urban retail water supplier's urban water use objective. The bill would provide that variances adopted by the board shall not be subject to a threshold of significance. The bill would require an urban retail water supplier to self-certify the amount of water included in its urban water use objective that is attributable to a variance. The bill would require the board to randomly audit a select number of variances each year to ensure the self-certifications are based on variances adopted by the board. The bill would delete the provision relating to posting specified information about variances on the board's internet website and the provision requiring an urban retail water supplier to request and receive approval by the board for inclusion of a variance in calculating their water use objective. This bill contains other related provisions and other existing laws.**Position**Watch-Key

---

**[SB 1373](#) (Cortese D) Water data dashboard.** (Amended: 4/11/2024 [html](#) [pdf](#))

**Status:** 4/11/2024-From committee with author's amendments. Read second time and amended. Re-referred to Com. on N.R. & W.

**Location:** 4/3/2024-S. N.R. & W.

**Calendar:** 4/23/2024 9 a.m. - 1021 O Street, Room 2100 SENATE NATURAL RESOURCES AND WATER, MIN, DAVE, Chair

**Summary:** Existing law imposes on the Department of Water Resources various duties with respect to water in the state. Existing law, the Open and Transparent Water Data Act, requires the department, in consultation with the California Water Quality Monitoring Council, the State Water Resources Control Board, and the Department of Fish and Wildlife, to create, operate, and maintain a statewide integrated water data platform that, among other things, integrates existing water and ecological data information from multiple databases and provides data on completed water transfers and exchanges. This bill would require the department, while seeking input from the California Water Data Consortium, as defined, to create a water data dashboard that is accessible through its internet website, as specified. The bill would include related findings and declarations.

**Position**

Watch-Key

---

**[SB 1387](#) (Newman D) California Hybrid and Zero-Emission Truck and Bus Voucher Incentive Project: vehicle eligibility.** (Amended: 3/18/2024 [html](#) [pdf](#))

**Status:** 4/5/2024-Set for hearing April 17.

**Location:** 4/3/2024-S. E.Q.

**Calendar:**

4/17/2024 9 a.m. - 1021 O Street, Room 1200 SENATE ENVIRONMENTAL QUALITY, ALLEN, BENJAMIN, Chair

4/23/2024 1:30 p.m. - 1021 O Street, Room 1200 SENATE TRANSPORTATION, CORTESE, DAVE, Chair

**Summary:** Existing law establishes the State Air Resources Board as the state agency responsible for monitoring and regulating sources emitting greenhouse gases. The state board, in this capacity, administers the California Hybrid and Zero-Emission Truck and Bus Voucher Incentive Project under which the agency issues a limited number of vouchers to incentivize the purchase and use of zero-emission commercial vehicles. This bill would require the state board to authorize a voucher issued under the program to be used for the acquisition of any zero-emission vehicle that meets specified requirements, including that the vehicle has a gross vehicle weight rating that exceeds 8,500 pounds and the vehicle is purchased for fleet operations by a public or private fleet or for personal and commercial use by an individual. If the voucher is provided to an individual to acquire a vehicle for personal and commercial use, the bill would require that individual to attest under penalty of perjury that the vehicle will be substantially used in furtherance of a valid commercial or business purpose. The bill would authorize the state board to adopt regulations to implement these requirements. This bill contains other existing laws.

**Position**

Watch-Key

---

**[SB 1393](#) (Niello R) Advanced Clean Fleets Regulation Appeals Advisory Committee.**

(Introduced: 2/16/2024 [html](#) [pdf](#))

**Status:** 4/3/2024-April 3 set for first hearing. Failed passage in committee. (Ayes 3. Noes 1.) Reconsideration granted.

**Location:** 2/29/2024-S. E.Q.

**Summary:** Existing law requires the State Air Resources Board to adopt and implement motor vehicle emission standards, in-use performance standards, and motor vehicle fuel specifications for the control of air contaminants and sources of air pollution that the state board has found necessary, cost effective, and technologically feasible. The California Global Warming Solutions Act of 2006 establishes the state board as the state agency responsible for monitoring and regulating sources emitting greenhouse gases and requires the state board to adopt rules and regulations to achieve the maximum technologically feasible and cost-effective greenhouse gas emission reductions from those sources. Pursuant to its authority, the state board has adopted the Advanced Clean Fleets Regulation, which imposes various requirements for transitioning local, state, and federal government fleets of medium- and heavy-duty trucks, other high-priority fleets of medium- and heavy-duty trucks, and drayage trucks to zero-emission vehicles. The Advanced Clean Fleets Regulation authorizes entities subject to the regulation to apply for exemptions from its requirements under certain circumstances. This bill would require the state board to establish the Advanced Clean Fleets Regulation Appeals Advisory Committee by an unspecified date for purposes of reviewing appeals of denied requests for exemptions from the requirements of the Advanced Clean Fleets Regulation. The bill would require the committee to include representatives of specified state agencies, other state and local government representatives, and representatives of private fleet owners, the electric vehicle manufacturing industry, and electrical corporations, as provided. The bill would require the committee to meet monthly and would require recordings of its meetings to be made publicly available on the state board's internet website. The bill would require the committee to consider, and make a recommendation on, an appeal of an exemption request denial no later than 60 days after the appeal is made. The bill would require specified information relating to the committee's consideration of an appeal to be made publicly

available on the state board's internet website. The bill would require the state board to consider a recommendation of the committee at a public meeting no later than 60 days after the recommendation is made. This bill contains other existing laws.

**Position**

Watch-Key

---

**[SB 1402](#) (Min D) 30x30 goal: state agencies: adoption, revision, or establishment of plans, policies, and regulations.** (Amended: 4/10/2024 [html](#) [pdf](#))

**Status:** 4/12/2024-Set for hearing April 23.

**Location:** 4/9/2024-S. N.R. & W.

**Calendar:** 4/23/2024 9 a.m. - 1021 O Street, Room 2100 SENATE NATURAL RESOURCES AND WATER, MIN, DAVE, Chair

**Summary:** By Executive Order No. N-82-20, Governor Gavin Newsom directed the Natural Resources Agency to combat the biodiversity and climate crises by, among other things, establishing the California Biodiversity Collaborative and conserving at least 30% of the state's lands and coastal waters by 2030. Existing law requires the Secretary of the Natural Resources Agency to prepare and submit, on or before March 31, 2024, and annually thereafter, a report to the Legislature on the progress made in the prior calendar year toward achieving the goal to conserve 30% of California's lands and coastal waters by 2030. Existing law provides that it is the goal of the state to conserve at least 30% of California's lands and coastal waters by 2030, known as the 30x30 goal. This bill would require all state agencies, departments, boards, offices, commissions, and conservancies to consider the 30x30 goal when adopting, revising, or establishing plans, policies, and regulations that directly affect land use, management of natural resources, water use and quality, or biodiversity conservation.

**Position**

Watch-Key

**Total Measures: 68**

**Total Tracking Forms: 68**



*Dedicated to  
Satisfying our Community's  
Water Needs*

## MEMORANDUM

TO: Board of Directors  
FROM: Stacy Taylor, Water Policy Manager  
DATE: April 24, 2024  
SUBJECT: Orange County Update

---

### RECOMMENDATION

Receive and file the Orange County Update.

### STRATEGIC PLAN

Goal #7: Actively participate in regional and statewide water issues.

### PRIOR BOARD ACTION/DISCUSSION

This item is provided monthly at a Mesa Water District (Mesa Water®) Board of Directors meeting.

### DISCUSSION

Mesa Water's governmental relations program includes monitoring local and regional political issues and policy-setting authorities (i.e., County of Orange, Orange County Local Agency Formation Commission, etc.). Attached is the monthly Orange County report.

### FINANCIAL IMPACT

In Fiscal Year 2024, \$475,000 is budgeted for Water Policy Support Services; \$349,215 has been spent to date.

### ATTACHMENTS

Attachment A: The County of Orange Report

# The County of Orange Report

Prepared for Mesa Water District

April 16, 2024

by Lewis Consulting Group



## **LAFCO Division on Display**

There appears to be a philosophical divide among LAFCO members and it was on full display at the April meeting. Some members, particularly Commissioners Bucknum and McGregor, seem in favor of both a more activist LAFCO and a willingness to follow staff recommendations. A majority, comprised of Commissioners Wagner, Davert, Fisler and Whitaker exhibit a desire to keep LAFCO as a “kinder, gentler organization”. As Commissioner Fisler likes to say as he visits Special Districts “I want a LAFCO that is a facilitator, not an initiator”.

Against this backdrop, consultant Brian Kelly made a second presentation regarding a proposed handbook for Commissioners. Commissioners had several months to mull over the first presentation. Of note, no other LAFCO in the state utilizes a similar handbook. The handbook had several sections that troubled most Commissioners. One section listed as one of its goals that LAFCO needed to become a progressive agency. Another section limited Commissioners comments before other agencies and groups.

After the presentation, Commissioner Davert suggested the Commission would need more time to tweak the language before passage. Commissioner Bucknum and McGregor expressed general support for the handbook. The consultant made the point that public access to the handbook would aid constituents in understanding LAFCO’s function. Commissioner Davert responded that LAFCO has greatly improved its website and communications and that largely suffices.

At this point, Commissioner Fisler offered a motion to table the item, but that was thwarted by a substitute motion by Bucknum and McGregor to just delay the item. After much debate and discussion, this eventually passed with a 90 day delay, awaiting changes by commission members. Expect a much shorter and less controversial final product.



## **County Board Holds Two Meetings**

The Board of Supervisors held meetings on March 26 and April 9, 2024. Neither meeting dealt with issues of interest. The March 26 meeting however included a vote on certifying the primary election results.

## **California's Future is in Their Hands**

The Public Policy Institute of California [PPIC] recently released a study analyzing the opinions of younger Californians (age 18-34) on a variety of issues and preferences. This was not a recent poll, but instead an analysis of their responses to polls going back years.

Here are some of the key findings:

- Young Californians, defined here as 18–34, are much more likely than older Californians to be people of color. This difference holds overall and within each political party.
- Young Californians are more liberal than older Californians across a range of policy topics, especially on questions of race relations and immigration. The greater racial and ethnic diversity of young Californians does not fully explain these differences.
- Young Californians are more likely to register as Democratic—or lean Democratic when registered as independents—and self-identify as liberal. While young Republicans and Democrats hold very different opinions, they are still closer on the issues and on opinions of elected officials than are older Republicans and Democrats.
- In the rest of the country, age differences in political views are very similar to the ones in California; if anything, they are larger outside the state.
- There is little evidence that Californians of the same generation have become more conservative as they age.

Much of this can be explained by differing demographics -

### **The Demographic Generation Gap**

Younger people in California have a different demographic profile than older people (Figure 1). They are less likely to be white (28% vs. 46%), much less likely to own a home (24% vs. 59%), and much more likely to have an annual income under \$60,000.<sup>2</sup>

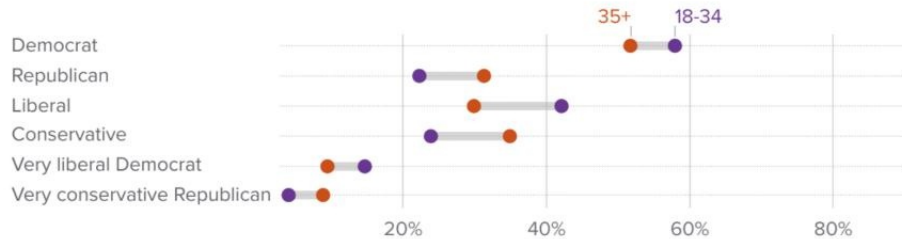


## As PPIC points out

There are important differences between younger and older Californians in broader political predispositions and views of the parties and candidates. Younger Californians are more likely to identify as Democrats (58% vs. 52%; Figure 6)—either because they are registered as Democrats or because they are registered as No Party Preference but lean toward the Democratic party—and younger Californians are more likely to call themselves liberal (42% vs. 30%; Figure 7).

Figure 6

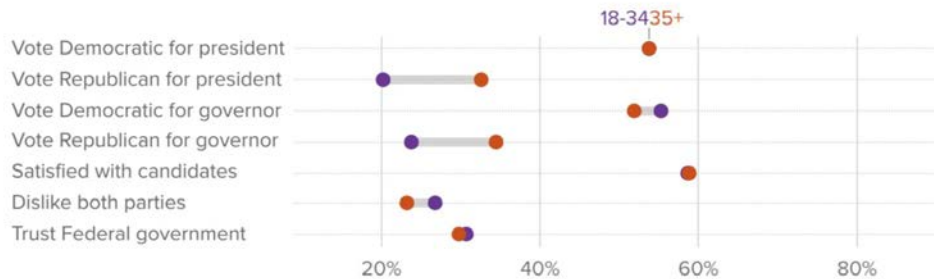
### Age gaps around party and ideology can be significant



SOURCE: PPIC Statewide Survey 2016-2023.

Conversely, younger Californians are less likely to identify as Republicans (22% vs. 31%) or to call themselves conservative (23% vs. 35%). They are about as likely as older Californians to trust the federal government and to be satisfied with the candidates they are offered, though they are marginally more likely to dislike both parties.

### Age gaps around vote choice are larger than feelings about candidates and parties



SOURCE: PPIC Statewide Survey 2016-2023.

Consistent with the less-polarized policy views of younger Californians, the partisan gap in presidential and gubernatorial approval has been smaller among younger than older Californians (Figure 8). Young Republicans have been the main source of this difference. Young Republicans were 17pp more approving than older Republicans of Obama and 15pp less approving of Trump and have been 8pp more approving of Biden so far.

## Presidential Race Update

The most recent polling has shown a slight improvement for President Biden. Betting sites now list Biden as a narrow victor. Polling indicates that many voters view this as a “lesser of two evils election”. Donald Trump’s current criminal trial coupled with the state of Arizona’s abortion controversy, seemed to have given some wind to President Biden’s sails.

Battlegrounds	Trump	Biden	Spread
Wisconsin	47.8	<u>47.2</u>	Trump +0.6
Arizona	49.0	44.5	Trump +4.5
Georgia	49.4	45.6	Trump +3.8
Michigan	48.0	45.2	Trump +2.8
Pennsylvania	46.2	46.3	Biden +0.1
North Carolina	48.4	44.4	Trump +4.0
Nevada	47.5	44.3	Trump +3.2

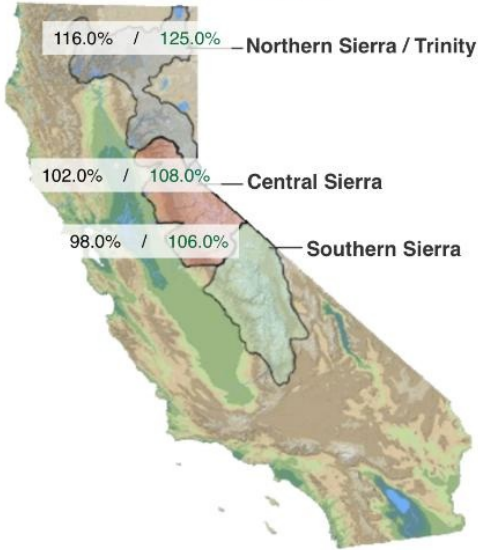
## Latest National Polling

POLLSTER	DATE	SAMPLE	MOE	TRUMP (R)	BIDEN (D)	KENNEDY (I)	WEST (I)	STEIN (G)	SPREAD
<b>RCP Average</b>	3/21 - 4/11	—	—	42.0	40.2	9.3	1.6	1.5	Trump +1.8
NY Times/Siena	4/7 - 4/11	1059 LV	3.5	43	42	2	1	1	Trump +1
Economist/YouGov	4/6 - 4/9	1583 RV	2.9	43	42	3	1	0	Trump +1
I&I/TIPP	4/3 - 4/5	1265 RV	2.8	38	38	11	2	1	Tie
Emerson	4/2 - 4/3	1438 RV	2.5	43	42	8	1	1	Trump +1
Rasmussen Reports	3/31 - 4/2	1099 LV	3.0	45	38	9	2	1	Trump +7
Economist/YouGov	3/30 - 4/2	1604 RV	3.1	43	43	2	1	0	Tie
Trafalgar Group (R)	3/29 - 3/31	1092 LV	2.9	43	40	11	2	1	Trump +3
Data for Progress (D)**	3/27 - 3/29	1200 LV	3.0	42	41	8	1	1	Trump +1
NPR/PBS/Marist	3/25 - 3/28	1199 RV	3.7	41	43	11	1	2	Biden +2
Economist/YouGov	3/24 - 3/26	1415 RV	3.4	44	43	3	0	1	Trump +1
Forbes/HarrisX	3/25 - 3/25	1010 RV	3.1	42	40	14	2	2	Trump +2

The most recent polls in our upcoming U.S. Senate race conducted by PPIC and released on April 10<sup>th</sup> shows Adam Schiff leading Steve Garvey 61% to 37%. Apparently Schiff’s primary strategy of elevating Garvey to the #2 finish is paying off.

# California's Winter Success!!

% Apr 1 Avg. / % Normal for this Date



Change Date :

NORTH	
Data For: 15-Apr-2024	
Number of Stations Reporting	26
Average snow water equivalent	32.9"
Percent of April 1 Average	116%
Percent of normal for this date	125%

CENTRAL	
Data For: 15-Apr-2024	
Number of Stations Reporting	48
Average snow water equivalent	27.3"
Percent of April 1 Average	102%
Percent of normal for this date	108%

SOUTH	
Data For: 15-Apr-2024	
Number of Stations Reporting	26
Average snow water equivalent	21.1"
Percent of April 1 Average	98%
Percent of normal for this date	106%

STATEWIDE SUMMARY	
Data For: 15-Apr-2024	
Number of Stations Reporting	100
Average snow water equivalent	27.1"
Percent of April 1 Average	105%
Percent of normal for this date	112%

At least for now our reservoirs are full and our snowpack above normal, guaranteeing sufficient water supply through 2025. The Colorado River basin had a near normal snowpack as well. Lake Powell is 38 feet higher than one year ago, but still only 31.5% full pool.



# Current California Conditions

Taking another look at the current USDM map of California

## Drought Classification

- None
- D0 (Abnormally Dry)
- D1 (Moderate Drought)
- D2 (Severe Drought)
- D3 (Extreme Drought)
- D4 (Exceptional Drought)
- No Data

April 9th 2024



**CLOSED SESSION:**

19. CONFERENCE WITH SPECIAL LEGAL COUNSEL – ANTICIPATED LITIGATION:  
Significant Exposure to Litigation Pursuant to California Government Code Section  
54956.9(d)(4)  
Number of Cases: 1

**CLOSED SESSION:**

20. CONFERENCE WITH SPECIAL LEGAL COUNSEL – EXISTING LITIGATION:  
Pursuant to California Government Code Sections 54956.9(a) and 54957.1(a)(2) –  
based on existing facts and circumstances, the Board is meeting with Special Legal Counsel.  
Number of Cases: 1