



*Dedicated to  
Satisfying our Community's  
Water Needs*

**AGENDA  
MESA WATER DISTRICT  
BOARD OF DIRECTORS  
Thursday, May 17, 2018  
1965 Placentia Avenue, Costa Mesa, CA 92627  
3:30 p.m. Special Board Meeting**

---

**FINANCE COMMITTEE MEETING  
Thursday, May 17, 2018 at 3:30 p.m.**

**CALL TO ORDER**

**PLEDGE OF ALLEGIANCE**

**PUBLIC COMMENTS**

**Items Not on the Agenda:** Members of the public are invited to address the Board on matters which are not on the Agenda. Each speaker is limited to three minutes. The Board will set aside 30 minutes for public comments.

**Items on the Agenda:** Members of the public may comment on agenda items before action is taken, or after the Board has discussed the item. Each speaker is limited to three minutes. The Board will set aside 60 minutes for public comments.

**CONSENT CALENDAR ITEMS:**

*Approve all matters under the Consent Calendar by one motion unless a Board member, staff, or a member of the public requests a separate action.*

1. Accounts Paid Listing
2. Monthly Financial Reports
3. Major Staff Projects
4. Committee Policy & Resolution Review or Development
5. Fiscal Year 2018 Third Quarter Financial Update

**ACTION ITEMS:**

6. Election Information
7. Local Agency Investment Fund

**PRESENTATION AND DISCUSSION ITEMS:**

*Items recommended for approval at this meeting may be agendized for approval at a future Board meeting.*

8. Conservation's Impact on Water Rates

**REPORTS:**

9. Report of the General Manager
10. Directors' Reports and Comments



**INFORMATION ITEMS:**

None

**CLOSED SESSION:**

11. CONFERENCE WITH LEGAL COUNSEL – EXISTING LITIGATION:

Pursuant to California Government Code Sections 54956.9 (d) (1) and 54954.5 (c)  
Case: *Costa Mesa Sanitary District v. Mesa Water District*  
Case No. 30-2017-00923819-CU-PT-CJC  
RETURN TO OPEN SESSION.

*In compliance with California law and the Americans with Disabilities Act, if you need disability-related modifications or accommodations, including auxiliary aids or services in order to participate in the meeting, or if you need the agenda provided in an alternative format, please contact the District Secretary at (949) 631-1206. Notification 48 hours prior to the meeting will enable Mesa Water District (Mesa Water) to make reasonable arrangements to accommodate your requests.*

*Members of the public desiring to make verbal comments utilizing a translator to present their comments into English shall be provided reasonable time accommodations that are consistent with California law.*

*Agenda materials that are public records, which have been distributed to a majority of the Mesa Water Board of Directors (Board), will be available for public inspection at the District Boardroom, 1965 Placentia Avenue, Costa Mesa, CA and on Mesa Water's website at [www.MesaWater.org](http://www.MesaWater.org). If materials are distributed to the Board less than 72 hours prior or during the meeting, the materials will be available at the time of the meeting.*

**ADJOURNMENT**

# ACCOUNTS PAID LISTING

FROM 4/1/2018 TO 4/30/2018

Vendor Check Number	Invoice Number	Description	Check Count	Amount
<b>CAPITAL</b>				
DITCH WITCH SOUTHERN CALIFORNIA				
000026464	244741	PROSPECTOR LANCE		325.87
	4/12/2018		1	<u>325.87</u>
MICHAEL BAKER INTERNATIONAL				
000026406	1008478	PP 35 WELL AUTOMATION		33,745.50
000026427	1003887	PP 13 DESIGN SERVICES		27,864.15
000026427	1008874	PP 57 GIS SUPPORT SERVICES		12,727.59
000026551	1005070	PP 14 DESIGN SERVICES		3,681.82
000026551	1009350	PP 16 DESIGN SERVICES		11,057.52
000026551	1007733	PP 15 DESIGN SERVICES		4,433.18
000026551	1007612	PP 23 OC-44 REHAB EVAL		3,167.10
000026575	1006080	PP 17 DESIGN SERVICES		118,567.00
	4/26/2018		4	<u>215,243.86</u>
TETRA TECH, INC				
000026432	51292341	CRODDY & CHANDLER WELL DESIGN		51,764.56
	4/12/2018		1	<u>51,764.56</u>
<b>TOTAL CAPITAL</b>			<b>6</b>	<b><u>267,334.29</u></b>

# ACCOUNTS PAID LISTING

FROM 4/1/2018 TO 4/30/2018

Vendor Check Number	Invoice Number	Description	Check Count	Amount
<b>DEPARTMENT EXPENSE</b>				
ACWA				
000026447	INV005775	SAVE OUR WATER 2018 SPRING		8,559.00
	4/12/2018		1	8,559.00
ACWA JOINT POWERS INSURANCE AUTHORITY				
000026570	033118WORKCOMP	WORKERS COMP 01/01/18-03/31/18		18,246.56
000026571	MAY2018EAP	MAY 2018 EAP		117.50
	4/18/2018		2	18,364.06
CALPERS BENEFIT PAYMENTS				
0142293	15235271	PA HEALTH APRIL		5,590.71
0142294	15235258	HEALTH APRIL		40,056.43
0142295	031618	PPE 3/16/18		29,748.82
0142563	033018	PPE 3/30/18		29,622.61
	4/19/2018		4	105,018.57
CA ASSOC OF PUBLIC INFORMATION OFFICIALS				
000026393	4340	ENGRAVED AWARD		85.00
	4/3/2018		1	85.00
CHAPMAN UNIVERSITY				
000026588	917087	NEW POLICY AGENDA		12,500.00
	4/26/2018		1	12,500.00
COLONIAL LIFE & ACCIDENT INS				
000026394	8892333-0405096	INSURANCE PPE 03/16/18		224.92
000026458	8892333-0419933	INSURANCE PPE 03/30/18		224.92
	4/12/2018		2	449.84
COSTA MESA CHAMBER OF COMMERCE				
000026527	917065	SPONSORSHIP		2,000.00
	4/18/2018		1	2,000.00
FIRST BANKCARD				
0142602	0318FB	MARCH 2018 CHARGES		18,041.34
	4/12/2018		1	18,041.34

# ACCOUNTS PAID LISTING

FROM 4/1/2018 TO 4/30/2018

Vendor Check Number	Invoice Number	Description	Check Count	Amount
<b>HOOVER PRINTING</b>				
000026592	91086	GRAPHICS/EDITING SERVICES		80.00
	4/26/2018		1	80.00
<b>ICMA-RC RETIREMENT</b>				
0142290	033018	PPE 3/30/18		6,053.03
0142291	0330181	PPE 3/30/18		1,023.04
0142560	041318	PPE 4/13/18		1,023.04
0142561	0413181	PPE 4/13/18		5,853.03
	4/19/2018		4	13,952.14
<b>4 IMPRINT</b>				
000026541	6216183	MW BLENDER BOTTLES		806.78
	4/18/2018		1	806.78
<b>INDEPENDENT SPECIAL DIST OF OC</b>				
000026543	917200	FY19 ANNUAL MEMBERSHIP DUES		50.00
	4/18/2018		1	50.00
<b>NATIONWIDE RETIREMENT SOLUTIONS</b>				
0142292	033018	PPE 3/30/18		5,911.75
0142562	041318	PPE 4/13/18		5,911.75
	4/19/2018		2	11,823.50
<b>ORANGE COAST CONSULTANCY</b>				
000026408	10269	FINANCE SUPPORT, WE 03/31/18		4,620.00
000026425	10270	FINANCE SUPPORT, WE 04/07/18		4,400.00
000026554	10271	FINANCE SUPPORT, WE 04/14/18		4,400.00
000026574	10272	FINANCE SUPPORT, WE 04/21/18		4,400.00
	4/24/2018		4	17,820.00
<b>ORANGE COUNTY EMPLOYEES ASSN</b>				
000026409	OCEA PPE033018	MEMBERSHIP DUES - 03/30/18		290.20
000026555	OCEA PPE041318	MEMBERSHIP DUES - 04/13/18		280.36
	4/18/2018		2	570.56

# ACCOUNTS PAID LISTING

FROM 4/1/2018 TO 4/30/2018

Vendor Check Number	Invoice Number	Description	Check Count	Amount
<b>ORIENTAL TRADING COMPANY</b>				
000026491	689275850-01	SPRING EVENT		73.94
	4/12/2018		1	73.94
<b>RED WING SHOE STORE</b>				
000026559	407-1-16990	SAFETY SHOES		200.00
	4/18/2018		1	200.00
<b>SHARON D BRIMER</b>				
000026604	APR2018	BOARD MINUTES 04/12/18		200.00
	4/26/2018		1	200.00
<b>SOCIETY FOR HUMAN RESOURCE MGMT</b>				
000026415	9007444871	MEMBERSHIP RENEWAL 6/18-5/19		209.00
	4/3/2018		1	209.00
<b>TASC</b>				
000026562	IN1251027	FSA ADMIN FEES - MAR 2018		119.40
	4/18/2018		1	119.40
<b>VISTA DEL VERDE LANDSCAPE</b>				
000026513	30418	IRRIGATION REPAIRS		379.30
000026513	30417	IRRIGATION REPAIRS		75.50
000026513	30492	LANDSCAPE MAINT FEES- APR 2018		2,612.00
	4/12/2018		1	3,066.80
<b>VISION SERVICE PLAN - (CA)</b>				
000026611	001016760002MAY1	MAY 2018 VISION INSURANCE		15.04
	8			
000026611	001016760001MAY1	MAY 2018 VISION INSURANCE		1,116.24
	8			
	4/26/2018		1	1,131.28
<b>TOTAL DEPARTMENT EXPENSE</b>			<b>35</b>	<b>215,121.21</b>

# ACCOUNTS PAID LISTING

FROM 4/1/2018 TO 4/30/2018

Vendor Check Number	Invoice Number	Description	Check Count	Amount
<b>DIRECTOR CHECKS</b>				
FRED BOCKMILLER				
000026535	EXP041318	DIRECTOR-MILEAGE REIMBURSEMENT		6.00
000026573	917196	FAX/INTERNET REIMBURSEMENT		109.30
4/24/2018			2	115.30
JAMES ATKINSON				
000026478	917198	CONFERENCE REIMBURSEMENT		230.49
000026544	EXP041318	DIRECTOR-MILEAGE REIMBURSEMENT		27.25
4/18/2018			2	257.74
JAMES FISLER				
000026545	EXP041318	DIRECTOR-MILEAGE REIMBURSEMENT		289.94
4/18/2018			1	289.94
MARICE DEPASQUALE				
000026481	917242	FAX/INTERNET REIMBURSEMENT		44.99
000026548	EXP041318	DIRECTOR-MILEAGE REIMBURSEMENT		19.62
000026548	917199	EXPENSE REIMBURSEMENTS		85.15
4/18/2018			2	149.76
SHAWN DEWANE				
000026499	917206	DIRECTOR REIMBURSEMENT-COMM		3,123.51
4/12/2018			1	3,123.51
<b>TOTAL DIRECTOR CHECKS</b>			<b>8</b>	<b>3,936.25</b>

# ACCOUNTS PAID LISTING

FROM 4/1/2018 TO 4/30/2018

Vendor Check Number	Invoice Number	Description	Check Count	Amount
<b>EMPLOYEE CHECKS</b>				
MARWAN KHALIFA				
000026549	917170	EXPENSE REIMBURSEMENT		130.00
	4/18/2018		1	130.00
PAUL SHOENBERGER				
000026492	917241	REIMBURSEMENT-ACWA BRD MEET		519.96
	4/12/2018		1	519.96
			<b>2</b>	<b>649.96</b>



# ACCOUNTS PAID LISTING

FROM 4/1/2018 TO 4/30/2018

Vendor Check Number	Invoice Number	Description	Check Count	Amount
<b>GENERAL AND ADMINISTRATIVE</b>				
STRATA REALTY, LLC				
000026380	CHEQ00099006594	01307100 Cheque Deposits 01307		17.46
	4/3/2018		1	<u>17.46</u>
OCEAN WEST HOA				
000026433	CHEQ00099006616	05701700 Cheque Deposits 05701		97.98
	4/12/2018		1	<u>97.98</u>
HENRY R HUNDLEY				
000026576	CHEQ00099006632	10008300 Cheque Deposits 10008		118.26
	4/26/2018		1	<u>118.26</u>
BRIAN HERBEL				
000026434	CHEQ00099006612	01002102 Cheque Deposits 01002		94.73
	4/12/2018		1	<u>94.73</u>
PURE WATER POOLS				
000026435	CHEQ00099006613	04920076 Deposit Refund		157.25
	4/12/2018		1	<u>157.25</u>
JAMES M BARRY				
000026517	CHEQ00099006622	03111400 over payment		578.39
	4/18/2018		1	<u>578.39</u>
JANE KEARL				
000026518	CHEQ00099006624	00106500 Cheque Deposits 00106		109.97
	4/18/2018		1	<u>109.97</u>
ELLEN VOLK				
000026436	CHEQ00099006615	00308301 Cheque Deposits 00308		39.92
	4/12/2018		1	<u>39.92</u>
JAMES HOSCHNA				
000026519	CHEQ00099006620	08550210 Cheque Deposits 08550		115.01
	4/18/2018		1	<u>115.01</u>

# ACCOUNTS PAID LISTING

FROM 4/1/2018 TO 4/30/2018

Vendor Check Number	Invoice Number	Description	Check Count	Amount
JENNIFER GIANCARLO				
000026381	CHEQ00099006598	08514400 Cheque Deposits 08514		132.36
4/3/2018			1	<u>132.36</u>
PIECEMAKERS				
000026437	CHEQ00099006611	12007100 Overpayment		112.00
4/12/2018			1	<u>112.00</u>
LAURA GARCIA				
000026382	CHEQ00099006595	06513802 Cheque Deposits 06513		122.69
4/3/2018			1	<u>122.69</u>
STEVE LASZLO				
000026383	CHEQ00099006596	08301400 Cheque Deposits 08301		87.42
4/3/2018			1	<u>87.42</u>
LIZ ONGSTAD				
000026577	CHEQ00099006635	05405601 Cheque Deposits 05405		29.74
4/26/2018			1	<u>29.74</u>
ELSE CASTILLO				
000026578	CHEQ00099006630	00713900 Overpayment		1,100.00
4/26/2018			1	<u>1,100.00</u>
MICHEL J MUSALLAM				
000026384	CHEQ00099006597	03408301 Cheque Deposits 03408		123.65
4/3/2018			1	<u>123.65</u>
JOHN ALBARIAN				
000026520	CHEQ00099006621	02807600 Cheque Deposits 02807		33.29
4/18/2018			1	<u>33.29</u>
MARY CROSBY				
000026438	CHEQ00099006614	05602900 Cheque Deposits 05602		21.71
4/12/2018			1	<u>21.71</u>

# ACCOUNTS PAID LISTING

FROM 4/1/2018 TO 4/30/2018

Vendor Check Number	Invoice Number	Description	Check Count	Amount
LINDA PRICE				
000026521	CHEQ00099006619	02004502 Cheque Deposits 02004		<u>28.52</u>
4/18/2018			1	28.52
CONRAD FUENTES				
000026439	CHEQ00099006601	02505900 Cheque Deposits 02505		<u>28.60</u>
4/12/2018			1	28.60
PHILLIPS VICTORIA, LLC				
000026579	CHEQ00099006625	12033600 Overpayment		<u>56.57</u>
4/26/2018			1	56.57
DYLAN BAIR				
000026580	CHEQ00099006631	09125401 Cheque Deposits 09125		<u>145.23</u>
4/26/2018			1	145.23
BRANDON BROWN				
000026522	CHEQ00099006617	07501100 Deposit Refund		<u>135.13</u>
4/18/2018			1	135.13
JIMMY HONG				
000026440	CHEQ00099006605	03110700 Cheque Deposits 03110		<u>77.78</u>
4/12/2018			1	77.78
CRAIG RYFFEL				
000026441	CHEQ00099006607	04920032 Cheque Deposits 04920		<u>105.94</u>
4/12/2018			1	105.94
VEIN CLINIC CA, INC.				
000026442	CHEQ00099006602	01123700 Cheque Deposits 01123		<u>82.85</u>
4/12/2018			1	82.85
TRINA L DANIELS				
000026581	CHEQ00099006633	06514300 Cheque Deposits 06514		<u>109.74</u>
4/26/2018			1	109.74

# ACCOUNTS PAID LISTING

FROM 4/1/2018 TO 4/30/2018

Vendor Check Number	Invoice Number	Description	Check Count	Amount
<b>DANIEL ANDERSON</b>				
000026443	CHEQ00099006608	01311400 Overpayment		106.78
	4/12/2018		1	106.78
<b>CMBOATM 2015, LLC</b>				
000026582	CHEQ00099006626	30001676 Refund.		281.38
000026582	CHEQ00099006627	30001677 Refund.		283.20
000026582	CHEQ00099006628	30001669 Refund.		133.00
000026582	CHEQ00099006629	30001665 Refund		169.20
	4/26/2018		1	866.78
<b>SEABRIGHT COMMUNITY ASSOC.</b>				
000026385	CHEQ00099006599	12063500 Refund of overpayment		4,300.56
	4/3/2018		1	4,300.56
<b>PARKWEST GENERAL CONTRACTORS</b>				
000026444	CHEQ00099006604	01709800 Cheque Deposits 01709		40.86
	4/12/2018		1	40.86
<b>VEERA CHAPPIDI</b>				
000026386	CHEQ00099006592	00601934 Cheque Deposits 00601		40.22
	4/3/2018		1	40.22
<b>DUSTIN DEAN</b>				
000026445	CHEQ00099006603	07323900 Cheque Deposits 07323		50.62
	4/12/2018		1	50.62
<b>MICHELLE PAYSSE</b>				
000026523	CHEQ00099006623	05601100 Cheque Deposits 05601		164.65
	4/18/2018		1	164.65
<b>NATALIE MCCARTNEY</b>				
000026387	CHEQ00099006591	00616316 Cheque Deposits 00616		132.35
	4/3/2018		1	132.35

# ACCOUNTS PAID LISTING

FROM 4/1/2018 TO 4/30/2018

Vendor Check Number	Invoice Number	Description	Check Count	Amount
U.S. PROPERTY COMPANY-001, LLC				
000026524	CHEQ00099006618	05504800 Overpayment		186.22
	4/18/2018		1	186.22
SHAUNA GOURLEY				
000026446	CHEQ00099006600	30000700 Cheque Deposits 30000		120.11
	4/12/2018		1	120.11
NRI PORTFOLIOS, LLC				
000026583	CHEQ00099006634	07002300 Overpayment		206.93
	4/26/2018		1	206.93
DEVERA TOMES				
000026388	CHEQ00099006593	05312811 Cheque Deposits 05312		85.19
	4/3/2018		1	85.19
AQUENT				
000026449	190-50123	MARKETING CONSULTANT		52.50
	4/12/2018		1	52.50
AT&T MOBILITY				
000026453	87023041770X03282 018	WIRELESS COMM 02/21-03/20		1,125.28
	4/12/2018		1	1,125.28
CALIFORNIA ADVOCATES INC.				
000026455	041851	APR 2018 PROFESSIONAL SERVICES		7,000.00
	4/12/2018		1	7,000.00
CANON FINANCIAL SERVICES, INC.				
000026456	18289118	PRINTER EQP LEASE/USAGE 02/18		4,242.23
000026456	18398519	PRINTER EQP LEASE/USAGE 03/18		4,398.98
000026586	18507961	PRINTER EQP LEASE/USAGE 04/18		4,566.27
	4/26/2018		2	13,207.48

# ACCOUNTS PAID LISTING

FROM 4/1/2018 TO 4/30/2018

Vendor Check Number	Invoice Number	Description	Check Count	Amount
CITY OF SANTA ANA				
000026612	917089	BUSINESS LICENSE APP		834.90
	4/27/2018		1	834.90
CCS ORANGE COUNTY JANITORIAL INC.				
000026396	390011	JANITORIAL SERVICES - APR 2018		3,038.04
000026526	391717	ADD'L JANITORIAL SERVICES-0318		55.00
	4/18/2018		2	3,093.04
COMMUNICATIONS LAB				
000026589	2018-04X	MAILER		1,500.00
	4/26/2018		1	1,500.00
DAVID KAWASHIMA				
000026461	18226	PHOTOGRAPHY SERVICES		215.50
000026590	18230	PHOTOGRAPHY SERVICES		215.50
	4/26/2018		2	431.00
DENNIS D ROCK CONSTRUCTION (1ST ALERT)				
000026462	18074	REPAIR GAS FUEL PUMP		1,050.00
	4/12/2018		1	1,050.00
DISCOVERY SCIENCE CENTER				
000026463	383945	CHILDREN'S WATER ED FESTIVAL		1,200.00
000026463	383948	CHILDREN'S WATER ED FESTIVAL		1,200.00
	4/12/2018		1	2,400.00
EAN SERVICES LLC				
000026466	16798841	CAR RENTAL		52.89
	4/12/2018		1	52.89
ECHOLOGICS LLC				
000026378	720	EPULSE TESTING		29,249.20
000026378	760	EPULSE TESTING		43,873.79
	4/3/2018		1	73,122.99

# ACCOUNTS PAID LISTING

FROM 4/1/2018 TO 4/30/2018

Vendor Check Number	Invoice Number	Description	Check Count	Amount
ENTERPRISE FM EXCHANGE				
000026530	FBN3454822	APRIL 2018 AUTO LEASE		520.61
	4/18/2018		1	520.61
ESTANCIA BOOSTERS				
000026467	917064	SPONSORSHIP-STADIUM BANNER		500.00
	4/12/2018		1	500.00
F M THOMAS AIR CONDITIONING INC				
000026468	38212	HVAC REPAIRS		670.00
	4/12/2018		1	670.00
FULL CIRCLE RECYCLING				
000026469	20184	PAPER RECYCLING - MAR 2018		89.00
	4/12/2018		1	89.00
GEIGER				
000026591	3541440	PROMO ITEMS		417.41
	4/26/2018		1	417.41
GLADSTONE INTERNATIONAL				
000026470	5066	ON CALL COMMUNICATIONS SERVICE		5,250.00
	4/12/2018		1	5,250.00
HAZEN AND SAWYER				
000026399	20035-001-26	PP 27 BPS EFFICIENCY TESTING		1,772.00
	4/3/2018		1	1,772.00
HDR ENGINEERING INC				
000026538	1200110627	PP 6 PIPELINE INTEGRITY TEST		12,093.15
	4/18/2018		1	12,093.15
INFOSEND INC				
000026593	132673	CONTROLLER RECRUITMENT MAILING		5,700.88
000026593	134180	CUSTOMER BILLING SERVICE		1,043.57
000026593	134342	CUSTOMER BILLING SERVICE		899.93
000026593	135072	MONTHLY MAINTENANCE FEE		2,819.31

# ACCOUNTS PAID LISTING

FROM 4/1/2018 TO 4/30/2018

Vendor Check Number	Invoice Number	Description	Check Count	Amount
	4/26/2018		1	10,463.69
JOHN ROBINSON CONSULTING, INC.				
000026479	MW201502-30	PP 30 WATER RESOURCES		3,700.00
	4/12/2018		1	3,700.00
KLEEN KRAFT SERVICES				
000026400	0960505	UNIFORMS, MATS & TOWELS		231.01
000026546	0961860	UNIFORMS, MATS & TOWELS		225.58
000026594	0962529	UNIFORMS, MATS & TOWELS		243.83
	4/26/2018		3	700.42
LA CONSULTING INC				
000026401	0014478	PP 40 BUS PROCESS IMPLEMENT		2,451.00
	4/3/2018		1	2,451.00
LANDS' END BUSINESS OUTFITTERS				
000026402	SIN6002239	MWD EMBROIDERED SHIRTS		459.67
	4/3/2018		1	459.67
LOS ANGELES TIMES				
000026547	71466-040618	LAT SUBSCRIPTION 5/15-08/10		161.65
	4/18/2018		1	161.65
LIEBERT CASSIDY WHITMORE				
000026596	1457142	PROFESSIONAL SERVICES - APR 18		1,022.00
	4/26/2018		1	1,022.00
LIFECOM, INC.				
000026480	2081701-IN	SERVICE & CALIBRATE - RKI GX		65.00
000026480	2081702-IN	SERVICE & CALIBRATE - RKI EAGL		65.00
000026480	2081703-IN	SERVICE & CALIBRATE - RKI EAGL		65.00
	4/12/2018		1	195.00
MARY MCCAWLEY				
000026550	916710	REFUND CUSTOMER PAID IN ERROR		200.00
	4/18/2018		1	200.00



# ACCOUNTS PAID LISTING

FROM 4/1/2018 TO 4/30/2018

Vendor Check Number	Invoice Number	Description	Check Count	Amount
MORAN CONSULTING, INC.				
000026482	3269	CS ON-GOING SUPPORT		11,673.37
	4/12/2018		1	11,673.37
MOUSE GRAPHICS				
000026483	225103	PRINTING - CADD PLOTTER		17.78
000026552	418729	PRINTING - WATER ED BANNERS		674.91
	4/18/2018		2	692.69
MUNICIPAL WATER DISTRICT OF OC				
000026407	2136	SMART TIMERS - FEB 2018		247.98
	4/3/2018		1	247.98
NEXTDAY DELIVERY SERVICE, LLC				
000026487	732361	MAIL DELIVERY SERVICE-APR 2018		542.00
	4/12/2018		1	542.00
NEW PIG				
000026488	22422775-00	EMERGENCY RESPONSE GUIDEBOOK		224.39
	4/12/2018		1	224.39
NOVATIME TECHNOLOGY INC				
000026553	PSI084218	MONTHLY FEE - TIME CARDS NT		172.25
	4/18/2018		1	172.25
ORANGE COUNTY FORUM				
000026597	917197	FY19 OC FORUM SPONSORSHIP		1,000.00
	4/26/2018		1	1,000.00
OFFICIAL PAYMENTS CORPORATION				
000026556	3950147	ONLINE PAYMENTS MAINT FEE		150.00
	4/18/2018		1	150.00
O'NEIL STORAGE #0481				
000026489	1803064	FILE STORAGE - MAR 2018		197.02
	4/12/2018		1	197.02

# ACCOUNTS PAID LISTING

FROM 4/1/2018 TO 4/30/2018

Vendor Check Number	Invoice Number	Description	Check Count	Amount
OPERATION CLEAN SLATE				
000026490	1221	CHILDREN'S WATER FESTIVAL		2,175.00
	4/12/2018		1	<u>2,175.00</u>
U.S. BANK PARS ACCOUNT #6746019200				
0142559	04012018	CONTRIBUTION 10 OF 12		1,000,000.00
	4/19/2018		1	<u>1,000,000.00</u>
PAULINE'S PROFESSIONAL POTPOURRI				
000026412	180305-MWD	PROMO ITEMS - MW CRAYONS		997.93
	4/3/2018		1	<u>997.93</u>
PROFESSIONAL FIRE PROTECTION CO				
000026413	35407	QTRLY FIRE SPRINKLER SERVICE		175.00
000026413	35438	QTRLY FIRE SPRINKLER SERVICE		175.00
	4/3/2018		1	<u>350.00</u>
PROJECT PARTNERS				
000026601	8272	TEMP LABOR- WTR OPS DEPT ASSIS		8,347.50
	4/26/2018		1	<u>8,347.50</u>
RAFTELIS FINANCIAL CONSULTANTS				
000026602	MSCA1802-02	CONSULTING-WTR COST COMPARISON		1,392.50
	4/26/2018		1	<u>1,392.50</u>
RAYNE WATER SYSTEMS				
000026494	30486APR18	SOFT WATER SERVICE - APR 2018		39.45
	4/12/2018		1	<u>39.45</u>
STATE BOARD OF EQUALIZATION				
000026603	916502	USE TAX 2017 (100-938787)		1,768.23
	4/26/2018		1	<u>1,768.23</u>

# ACCOUNTS PAID LISTING

FROM 4/1/2018 TO 4/30/2018

Vendor Check Number	Invoice Number	Description	Check Count	Amount
<b>SECTRAN SECURITY INC</b>				
000026497	18040853	WEEKLY BANK DEPOSITS- APR 2018		189.55
	4/12/2018		1	189.55
<b>SENTRIC INC</b>				
0142605	541755	PAYROLL PROCESSING FEE 04/04		316.40
0142606	543176	PAYROLL PROCESSING FEE 04/18		339.35
	4/18/2018		2	655.75
<b>SOPHOS SOLUTIONS, LLC</b>				
000026416	916	PP 32 BPE/MGP COGSDALE SUPPORT		340.00
000026416	917	PP 32 BPE/MGP COGSDALE SUPPORT		4,038.21
000026416	918	PP 32 BPE/MGP COGSDALE SUPPORT		1,870.00
	4/3/2018		1	6,248.21
<b>SWRCB</b>				
000026605	EXP042318	CERT RENEWAL -AH D3		120.00
	4/26/2018		1	120.00
<b>T2 TECHNOLOGY GROUP, LLC</b>				
000026431	3411	IS OPERATIONS SUPPORT - 03/18		31,507.50
000026431	3412	FY18 IT MASTER PLAN UPGRADE		72,562.50
	4/12/2018		1	104,070.00
<b>THEODORE ROBINS FORD</b>				
000026502	C01835	AUTO REPAIRS & MAINTENANCE		29.85
000026502	C02403	AUTO REPAIRS & MAINTENANCE #25		276.79
000026502	C01858	AUTO REPAIRS & MAINTENANCE #53		4,873.95
000026606	C01833	AUTO REPAIRS & MAINTENANCE		478.90
000026606	W03306	AUTO REPAIRS & MAINTENANCE		190.15
000026606	C01855	AUTO REPAIRS & MAINTENANCE		1,457.40
	4/26/2018		2	7,307.04
<b>TIME WARNER CABLE</b>				
000026503	0012934032318	BOARD RM NET/CABLE 03/25-04/24		349.37
000026607	0679649040818	MWRF INTERNET 04/18-05/17		557.14

# ACCOUNTS PAID LISTING

FROM 4/1/2018 TO 4/30/2018

Vendor Check Number	Invoice Number	Description	Check Count	Amount
000026607	1048224040918	DISTRICT INTERNET 04/19-05/18		1,715.00
	4/26/2018		2	<u>2,621.51</u>
TOTAL FUNDS BY HASLER				
000026418	5780MAR18	POSTAGE - MAR 2018		500.00
	4/3/2018		1	<u>500.00</u>
ULINE				
000026506	96200229	2-15 GALLON PLASTIC DRUMS		114.68
	4/12/2018		1	<u>114.68</u>
UNION BANK				
000026421	1075106	CY17 Q4 BANK DEPOSITORY FEE		875.00
000026610	1089327	CY18 Q1 BANK DEPOSITORY FEE		875.00
	4/26/2018		2	<u>1,750.00</u>
UNIVERSAL WASTE SYSTEM INC				
000026422	31158	WASTE REMOVAL - APR 2018		87.00
	4/3/2018		1	<u>87.00</u>
UNUM				
000026510	04205600016MAY18	LIFE INSURANCE - MAY 2018		2,399.28
	4/12/2018		1	<u>2,399.28</u>
VERIZON WIRELESS				
000026512	9803668364	MOBILE INTERNET 02/17-03/16		2,211.92
	4/12/2018		1	<u>2,211.92</u>
WASTE MANAGEMENT OF OC				
000026423	7936372-0149-2	AC CONTAINER RENTAL - MAR 2018		372.00
000026423	0365380-2515-0	TR CONTAINER RENTAL - APR 2018		741.09
	4/3/2018		1	<u>1,113.09</u>
WE SAVE BEES				
000026515	3546	BEE REMOVAL SERVICES		175.00
	4/12/2018		1	<u>175.00</u>

# ACCOUNTS PAID LISTING

FROM 4/1/2018 TO 4/30/2018

Vendor Check Number	Invoice Number	Description	Check Count	Amount
WESTERN EXTERMINATOR COMPANY				
000026516	5971721	PEST CONTROL - DISTRICT 03/18		92.50
000026516	5984544	PEST CONTROL - MWRF 03/18		92.50
	4/12/2018		1	<u>185.00</u>
ZUNO ENTERPRISES, INC				
000026569	1875	WEBSITE MAINTENANCE - MAR 2018		1,140.00
	4/18/2018		1	<u>1,140.00</u>
<b>TOTAL GENERAL AND ADMINISTRATIVE</b>			<b>112</b>	<b>1,315,557.48</b>

# ACCOUNTS PAID LISTING

FROM 4/1/2018 TO 4/30/2018

Vendor Check Number	Invoice Number	Description	Check Count	Amount
<b>RETIREE CHECKS</b>				
ALAN COOK				
000026389	9168160418	APRIL 2018 INSURANCE SUBSIDY		106.46
	4/3/2018		1	<u>106.46</u>
BRIAN HUNT				
000026392	9168150418	APRIL 2018 INSURANCE SUBSIDY		6.00
	4/3/2018		1	<u>6.00</u>
COLEEN L MONTELEONE				
000026395	9168120418	APRIL 2018 INSURANCE SUBSIDY		235.96
	4/3/2018		1	<u>235.96</u>
DIANA LEACH				
000026397	9168130418	APRIL 2018 INSURANCE SUBSIDY		271.63
	4/3/2018		1	<u>271.63</u>
PATTI REYNOLDS				
000026411	9168090418	APRIL 2018 INSURANCE SUBSIDY		7.63
	4/3/2018		1	<u>7.63</u>
SCOTT PECA				
000026414	9168100418	APRIL 2018 INSURANCE SUBSIDY		122.68
	4/3/2018		1	<u>122.68</u>
<b>TOTAL RETIREE CHECKS</b>			<b>6</b>	<b>750.36</b>

# ACCOUNTS PAID LISTING

FROM 4/1/2018 TO 4/30/2018

Vendor Check Number	Invoice Number	Description	Check Count	Amount
<b>CHECK SIGNATURE EXEMPT</b>				
SOUTHERN CALIFORNIA EDISON CO				
000026430	2236281499DEC17D	ELECTRICITY - DEC 2017		37.73
000026430	2236281499JAN18C	ELECTRICITY - JAN 2018		44.33
000026430	2236281499FEB18B	ELECTRICITY - FEB 2018		13,336.24
000026430	2236281499MAR18A	ELECTRICITY - MAR 2018		74,833.73
4/12/2018			1	88,252.03
<b>TOTAL CHECK SIGNATURE EXEMPT</b>			<b>1</b>	<b>88,252.03</b>

# ACCOUNTS PAID LISTING

FROM 4/1/2018 TO 4/30/2018

Vendor Check Number	Invoice Number	Description	Check Count	Amount
<b>WATER SUPPLY</b>				
AIRGAS USA LLC				
000026448	9952621410	CYLINDER RENTAL		106.95
000026448	9952605680	CYLINDER RENTAL		44.30
	4/12/2018		1	<u>151.25</u>
AMERICAN WATER CHEMICALS				
000026584	05-18219/01	WATER TREATMENT CHEMICALS		4,800.00
	4/26/2018		1	<u>4,800.00</u>
AUTOMOBILE CLUB OF SOUTHERN CALIFORNIA				
000026391	APR18LEASE	WELL 8 LAND LEASE - APR 2018		6,541.61
	4/3/2018		1	<u>6,541.61</u>
BLUE EARTH LABS				
000026454	18-1480	FOAM BREAK		831.90
	4/12/2018		1	<u>831.90</u>
EUROFINS EATON ANALYTICAL				
000026531	C0001720	WATER QUALITY LAB SRVCS-MAR 18		3,792.00
	4/18/2018		1	<u>3,792.00</u>
HARRINGTON INDUSTRIAL PLASTICS				
000026537	002L6333	PVC PIPES & SUPPLIES		157.61
	4/18/2018		1	<u>157.61</u>
HILL BROTHERS CHEMICAL CO.				
000026474	07034736	AMMONIA		794.00
000026539	07035321	AMMONIA		794.00
000026539	07035653	AMMONIA		794.00
	4/18/2018		2	<u>2,382.00</u>
MUNICIPAL WATER DISTRICT OF OC				
000026485	15931	METER ACCURACY TESTING		7,500.00
	4/12/2018		1	<u>7,500.00</u>



# ACCOUNTS PAID LISTING

FROM 4/1/2018 TO 4/30/2018

Vendor Check Number	Invoice Number	Description	Check Count	Amount
NALCO COMPANY				
000026486	111959	MWRF GARDEN SUPPLIES		414.00
	4/12/2018		1	414.00
OCWD				
0142288	18731	FEBRUARY GAP WTR		30,073.50
0142289	18642	JANUARY GAP WTR		40,154.58
	4/5/2018		2	70,228.08
PACIFIC HYDROTECH CORPORATION				
000026429	19	WELL AUTOMATION AND REHAB		365,679.90
0142558	19RET	WELL AUTOMATION AND REHAB		19,246.31
	4/19/2018		2	384,926.21
SEPARATION PROCESSES, INC				
000026498	9004	ROOT CAUSE ANALYS-SYS PRES DRP		3,992.97
000026498	8996	MWRF SUPPORT SERVICES		5,258.84
	4/12/2018		1	9,251.81
UNIVAR USA, INC.				
000026508	LA623011	SOD HYPO		448.14
000026508	LA623013	SOD HYPO		3,732.06
000026508	LA623012	SOD HYPO		156.33
000026508	LA623098	CAUSTIC SODA		1,794.00
000026508	LA624485	SOD HYPO		2,501.24
000026508	LA624484	SOD HYPO		396.03
000026508	LA626433	SOD HYPO		468.98
000026508	LA626436	SOD HYPO		3,595.54
000026564	LA628038	SOD BISULFITE		2,585.20
000026564	LA628720	CAUSTIC SODA		2,039.70
000026564	LA628605	SOD HYPO		439.80
000026564	LA628607	SOD HYPO		2,501.24
000026564	LA628606	SOD HYPO		1,882.19
000026564	LA629844	SOD HYPO		3,126.56
	4/18/2018		2	25,667.01

# ACCOUNTS PAID LISTING

FROM 4/1/2018 TO 4/30/2018

Vendor Check Number	Invoice Number	Description	Check Count	Amount
UNITED WATERWORKS INC.				
000026509	S100063859.001	METER BOX PARTS		3,801.04
000026565	S100064264.001	METER BOX PARTS		191.96
4/18/2018			2	<u>3,993.00</u>
<b>TOTAL WATER SUPPLY</b>			<b>19</b>	<b>520,636.48</b>

# ACCOUNTS PAID LISTING

FROM 4/1/2018 TO 4/30/2018

Vendor Check Number	Invoice Number	Description	Check Count	Amount
<b>WATER SYSTEM</b>				
ARMORCAST PRODUCTS CO				
000026450	0191556-IN	AIR VAC CANS		6,772.74
	4/12/2018		1	<u>6,772.74</u>
BATTERY MART INC				
000026525	29063	2-8D BATTERIES		389.79
	4/18/2018		1	<u>389.79</u>
C. WELLS PIPELINE MATERIALS				
000026460	INV000059011	WATER OPS PIPE SUPPLIES		6,662.73
000026529	INV000059099	PIPE SUPPLIES		4,929.86
	4/18/2018		2	<u>11,592.59</u>
EXPRESS PIPE & SUPPLY CO. INC				
000026532	S103918642.001	PIPE SUPPLIES		39.50
	4/18/2018		1	<u>39.50</u>
IRVINE PIPE & SUPPLY				
000026477	878015	PIPE FITTINGS AND SUPPLIES		247.54
000026477	878007	PIPE FITTINGS AND SUPPLIES		17.93
	4/12/2018		1	<u>265.47</u>
LARRY'S BUILDING MATERIALS				
000026403	CM-111286	BUILDING MATERIALS		30.98
000026595	CM-111360	BUILDING MATERIALS		103.76
000026595	CM-111391	BUILDING MATERIALS		62.39
000026595	CM-111412	BUILDING MATERIALS		61.96
	4/26/2018		2	<u>259.09</u>
NATIONAL METER & AUTOMATION INC.				
000026428	S1096902.001	200-5/8" METER AND PARTS		47,366.90
	4/12/2018		1	<u>47,366.90</u>
OMAR & SON'S TRUCKING				
000026410	4302	DIRT HAULING		1,365.00
000026598	4355	DIRT HAULING		591.50
	4/26/2018		2	<u>1,956.50</u>

# ACCOUNTS PAID LISTING

FROM 4/1/2018 TO 4/30/2018

Vendor Check Number	Invoice Number	Description	Check Count	Amount
PRAXAIR DISTRIBUTION, INC.				
000026599	82418846	WELDING SUPPLIES		58.56
	4/26/2018		1	58.56
PRAXAIR				
000026493	81858651	CARBON DIOXIDE		2,769.72
000026493	82073474	CARBON DIOXIDE		2,276.71
000026493	82144763	CARBON DIOXIDE		2,405.25
000026493	82248507	CARBON DIOXIDE TANK RENTAL		2,164.70
000026558	82320540	CARBON DIOXIDE		3,109.08
000026558	82364210	CARBON DIOXIDE		1,874.61
	4/18/2018		2	14,600.07
S & J SUPPLY CO.				
000026561	S100105682.001	BALL VALVES & PARTS		1,698.25
	4/18/2018		1	1,698.25
TRUESDAIL LABORATORIES INC				
000026419	1801496	SPECIAL PIPELINE TESTING		11.00
000026419	1801502	WQ LAB - COLOR/VISUAL TEST		22.00
000026419	1801610	WQ LAB - COLOR/VISUAL TEST		11.00
000026504	1801696	SPECIAL PIPELINE TESTING		11.00
000026504	1801700	SPECIAL PIPELINE TESTING		11.00
000026563	1801764	WQ LAB-COLOR/VISUAL TEST		11.00
000026563	1801818	SYSTEM WATER TESTING		22.00
000026563	1801817	SPECIAL PIPELINE TESTING		44.00
000026608	1801920	SPECIAL PIPELINE TESTING		11.00
000026608	1801917	SPECIAL PIPELINE TESTING		11.00
000026608	1801916	SPECIAL PIPELINE TESTING		22.00
000026608	1801912	SPECIAL PIPELINE TESTING		11.00
000026608	1801921	WQ LAB-COLOR/VISUAL TEST		55.00
000026608	1801919	WQ LAB-COLOR/VISUAL TEST		11.00
000026608	1801945	SPECIAL PIPELINE TESTING		11.00
	4/26/2018		4	275.00

# ACCOUNTS PAID LISTING

FROM 4/1/2018 TO 4/30/2018

Vendor Check Number	Invoice Number	Description	Check Count	Amount
UNDERGROUND SERVICE ALERT/SC				
000026507	320180432	DIGALERT 356		597.40
	4/12/2018		1	597.40
VULCAN MATERIALS				
000026514	71776111	PAVING SUPPLIES		86.85
000026567	71778389	PAVING SUPPLIES		201.62
	4/18/2018		2	288.47
<b>TOTAL WATER SYSTEM</b>			<b>22</b>	<b>86,160.33</b>

# ACCOUNTS PAID LISTING

FROM 4/1/2018 TO 4/30/2018

Vendor Check Number	Invoice Number	Description	Check Count	Amount
<b>VARIOUS</b>				
AT&T				
000026451	000011135139	DISTRICT INTERNET - MAR 2018		1,770.69
000026451	000011135997	ACCT#9391061444 - MAR 2018		56.03
	4/12/2018		1	<u>1,826.72</u>
AT&T				
000026390	9337MAR18	714-435-9337 03/20-04/19		1,169.40
000026452	8315APR18	714-241-8315 03/25-04/24		438.79
000026452	0779APR18	339-263-0779 APR 2018		1,606.88
000026452	3066APR18	DIST FAX 960-350-3066 APR 2018		3,211.72
000026452	9024APR18	339-264-9024 APR 2018		354.13
000026452	3044APR18	949-574-3044 APR 2018		1,636.63
000026452	8883APR18	949-631-8883 APR 2018		135.17
000026452	0926APR18	949-650-0926 APR 2018		623.95
000026452	4054001APR18	ACCT# 0302034054001 - APR 2018		105.23
000026585	8274APR18	949-772-8284 04/08-05/07		68.50
	4/26/2018		3	<u>9,350.40</u>
CAROLLO ENGINEERS				
000026587	0165930	PP 81 WELL AUTOMATION		6,367.59
	4/26/2018		1	<u>6,367.59</u>
CAROUSEL INDUSTRIES NORTH AMERICA				
000026457	2214317H0318	MAR 2018 LOCATION PHN SERVICE		4,424.68
	4/12/2018		1	<u>4,424.68</u>
CROWN ACE HARDWARE				
000026459	046209	SUPPLIES		59.87
000026459	046215	SUPPLIES		14.00
000026528	046237	SUPPLIES		56.01
000026528	046232	SUPPLIES		84.00
	4/18/2018		2	<u>213.88</u>
DON WOLF & ASSOCIATES INC				
000026465	36586	LABOR/REPAIR TESTO 350/340		754.76
	4/12/2018		1	<u>754.76</u>

# ACCOUNTS PAID LISTING

FROM 4/1/2018 TO 4/30/2018

Vendor Check Number	Invoice Number	Description	Check Count	Amount
<b>E REQUESTOR- PAPERLESS BUSINESS SYSTEMS</b>				
000026426	PF1-0001020	EREQUESTER - 2 YEARS		54,324.00
	4/12/2018		1	54,324.00
<b>FEDERAL EXPRESS CORPORATION</b>				
000026533	6-149-35297	MISC SHIPPING		157.84
	4/18/2018		1	157.84
<b>FIL-TREK</b>				
000026534	00048048	O RINGS AND PARTS		1,017.77
	4/18/2018		1	1,017.77
<b>GRAINGER</b>				
000026398	9737281411	SAFETY TOOLS & EQUIPMENT		64.65
000026471	9742939433	TOOLS & EQUIPMENT		1,480.06
000026536	9743795826	TOOLS & EQUIPMENT		164.47
000026536	9746242123	TOOLS & EQUIPMENT		1,009.97
	4/18/2018		3	2,719.15
<b>HACH COMPANY</b>				
000026472	10898941	WATER QUALITY SUPPLIES		1,769.10
	4/12/2018		1	1,769.10
<b>HASHTAG PINPOINT</b>				
000026473	1146	SOCIAL ADVOCACY SERVICES		5,000.00
	4/12/2018		1	5,000.00
<b>THE HOME DEPOT COMMERCIAL ACCT</b>				
000026475	8575005	SUPPLIES		43.08
000026475	4037452	SUPPLIES		21.11
000026475	3050810	SUPPLIES		21.84
000026475	2030152	SUPPLIES		30.11
000026475	2050868	SUPPLIES		22.95
000026475	7030833	SUPPLIES		64.49
000026475	8013680	SUPPLIES		141.71
000026475	8031845	SUPPLIES		37.22

# ACCOUNTS PAID LISTING

FROM 4/1/2018 TO 4/30/2018

Vendor Check Number	Invoice Number	Description	Check Count	Amount
000026475	3032458	SUPPLIES		27.95
	4/12/2018		1	<u>410.46</u>
HUB AUTO SUPPLY				
000026540	995276	MOTOR SUPPLIES		306.66
	4/18/2018		1	<u>306.66</u>
INDEPENDENT STATIONERS				
000026476	SI00273302	OFFICE SUPPLIES		508.59
000026476	SI00273534	OFFICE SUPPLIES		30.17
000026476	SI00275275	OFFICE SUPPLIES		412.38
000026476	SI00277583	OFFICE SUPPLIES		348.86
000026542	S100279153	OFFICE SUPPLIES		319.60
	4/18/2018		2	<u>1,619.60</u>
LEARNPORT INC.				
000026404	2046	LEARNPORT ENTERPRISE LICENSE		5,000.00
	4/3/2018		1	<u>5,000.00</u>
LEWIS CONSULTING GROUP				
000026405	2018-116	GOV'T RELATIONS SERVICES		4,000.00
	4/3/2018		1	<u>4,000.00</u>
CASH/ OFFICE PETTY CASH				
0142603	042318	PETTY CASH ADMIN 04/23/18		1,188.00
	4/25/2018		1	<u>1,188.00</u>
MARVAC ELECTRONICS INC				
000026484	5040944	ELECTRICAL PARTS & SUPPLIES		63.78
000026484	5040946	ELECTRICAL PARTS & SUPPLIES		59.21
	4/12/2018		1	<u>122.99</u>
PAULUS ENGINEERING INC				
000026379	110102A	VALVE REPLACEMENT PROJECT		74,420.15
	4/3/2018		1	<u>74,420.15</u>



# ACCOUNTS PAID LISTING

FROM 4/1/2018 TO 4/30/2018

Vendor Check Number	Invoice Number	Description	Check Count	Amount
<b>PINE ENVIRONMENTAL</b>				
000026557	US1-180017228	GAS METER RENTAL		31.25
	4/18/2018		1	31.25
<b>PROCRETE RESOURCES INC</b>				
000026600	35727	CONCRETE MIXER REPAIR		98.87
	4/26/2018		1	98.87
<b>REMX</b>				
000026495	8403450526	HR TEMPORARY LABOR - WE 03/25		1,363.86
000026495	8403469123	HR TEMPORARY LABOR - WE 04/01		1,263.34
000026560	8403487550	HR TEMPORARY LABOR- WE 04/08		1,386.93
	4/18/2018		2	4,014.13
<b>SOUTHERN CALIFORNIA GAS CO</b>				
000026496	05060829008MAR18	WELL 5, MAR 2018		6,428.02
	4/12/2018		1	6,428.02
<b>STEIN TECHNOLOGY CONSULTING GROUP</b>				
000026572	I-13	CONSULTING SERVICES		9,750.00
	4/18/2018		1	9,750.00
<b>STIVERS &amp; ASSOCIATES INC.</b>				
000026501	12-517	ROOT BARRIERS CONSULTING		839.00
	4/12/2018		1	839.00
<b>STOUT &amp; BURG ELECTRICAL/SBE CONTRACTING</b>				
000026417	001332	ELECTRICAL WORK-CARPORT LIGHT		548.97
	4/3/2018		1	548.97
<b>TRUSSELL TECHNOLOGIES INC</b>				
000026609	5017	DISINFECTION CONVERSION STUDY		4,939.00
000026609	5062	DISINFECTION CONVERSION STUDY		2,901.00
	4/26/2018		1	7,840.00
<b>TYCO INTEGRATED SECURITY</b>				
000026420	10420615	QUARTERLY SECURITY SERVICE		6,985.76

# ACCOUNTS PAID LISTING

FROM 4/1/2018 TO 4/30/2018

Vendor Check Number	Invoice Number	Description	Check Count	Amount
000026505	30261977	SECURITY SERVICE CALL		592.03
	4/12/2018		2	<u>7,577.79</u>
VALLEY POWER				
000026511	B39743	RES 2 ENGINE REPAIR		33,966.59
000026566	B39811	RES 2 GENERATOR REPAIR		1,958.31
	4/18/2018		2	<u>35,924.90</u>
WATER SYSTEMS OPTIMIZATION				
000026568	1273	WATER LOSS AUDIT 2018		11,490.00
000026568	1286	WATER LOSS AUDIT 2018		1,710.00
	4/18/2018		1	<u>13,200.00</u>
<b>TOTAL VARIOUS</b>			<b>40</b>	<b>261,246.68</b>
<b>GRAND TOTAL</b>			<b>251</b>	<b>2,759,645.07</b>



*Dedicated to  
Satisfying our Community's  
Water Needs*

## MEMORANDUM

TO: Finance Committee  
FROM: Marwan Khalifa, CPA, MBA, Chief Financial Officer  
DATE: May 17, 2018  
SUBJECT: Monthly Financial Reports

---

### RECOMMENDATION

This item is provided for information only.

### STRATEGIC PLAN

Goal #3: Be financially responsible and transparent.

### PRIOR BOARD ACTION/DISCUSSION

None.

### DISCUSSION

Staff will provide updated monthly financial reports at the Finance Committee meeting.

### FINANCIAL IMPACT

None.

### ATTACHMENTS

None.



## FINANCE COMMITTEE

### Major Staff Projects

Title	Comments	Status
2017 COPs Trust	Additional Reimbursements Ongoing	Completed
2019 Budget	Fiscal Year 2019 Budget Completed	Completed
Human Resource Information System/Payroll System	Human Resource Information System/Payroll System Selection Schedule	In Process
Procurement Software	Procurement System	In Process



## COMMITTEE POLICY & RESOLUTION REVIEW OR DEVELOPMENT

### FINANCE COMMITTEE

#### Policy Assignments for 2018

Policy Name	Resolution No.	Date Adopted	Revision Schedule	Last Reviewed
Surplus Property Policy	1463	08/13/15	Review and update as needed  * Scheduled for the 06/21/18 meeting	08/13/15
Miscellaneous Water Services, Fees, and Charges	1423	10/23/12	Review at least annually  * Scheduled for the 07/19/18 meeting	10/23/12
Travel and Business Expense Reimbursement	1467	11/16/15	Review and update as needed  * Scheduled for the 01/17/19 meeting	11/16/15
Auditors, Policy to Solicit Proposals for Outside Services	1501	06/08/17	Review and update as needed	06/08/17
Capacity Charges	1449	08/14/14	Review and update as needed	08/14/14
Designated Funds - Financial Policies and Guidelines in Establishing Rates	1443	03/15/14	Review at least once every 5 years	03/15/14
Identity Theft Prevention Program	1372	03/24/09	Review and update as needed	03/24/09
Investment Policy and Delegation of Authority	1506	12/14/17	Reviewed annually as required by law	12/14/17
Procurement Guidelines/ Disbursement Guidelines	1508	01/18/18	Review and update as needed	01/18/18



Dedicated to  
Satisfying our Community's  
Water Needs

# MEMORANDUM

TO: Finance Committee  
FROM: Marwan Khalifa, CPA, MBA, Chief Financial Officer  
DATE: May 17, 2018  
SUBJECT: Fiscal Year 2018 Third Quarter Financial Update

## RECOMMENDATION

This item is provided for information only.

## STRATEGIC PLAN

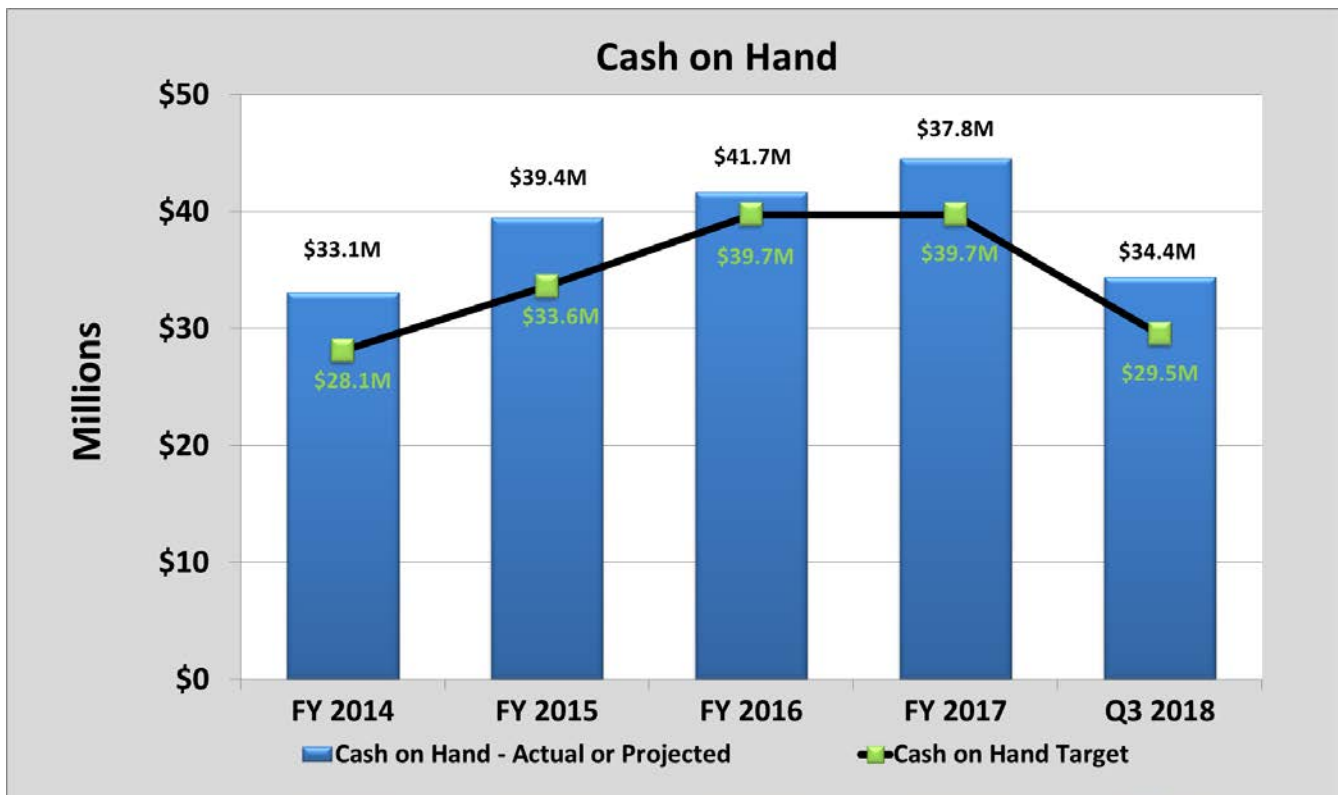
- Goal #1: Provide a safe, abundant, and reliable water supply.
- Goal #2: Practice perpetual infrastructure renewal and improvement.
- Goal #3: Be financially responsible and transparent.

## PRIOR BOARD ACTION/DISCUSSION

At its May 18, 2017 meeting, the Board of Directors (Board) approved the Fiscal Year (FY) 2018 Budget.

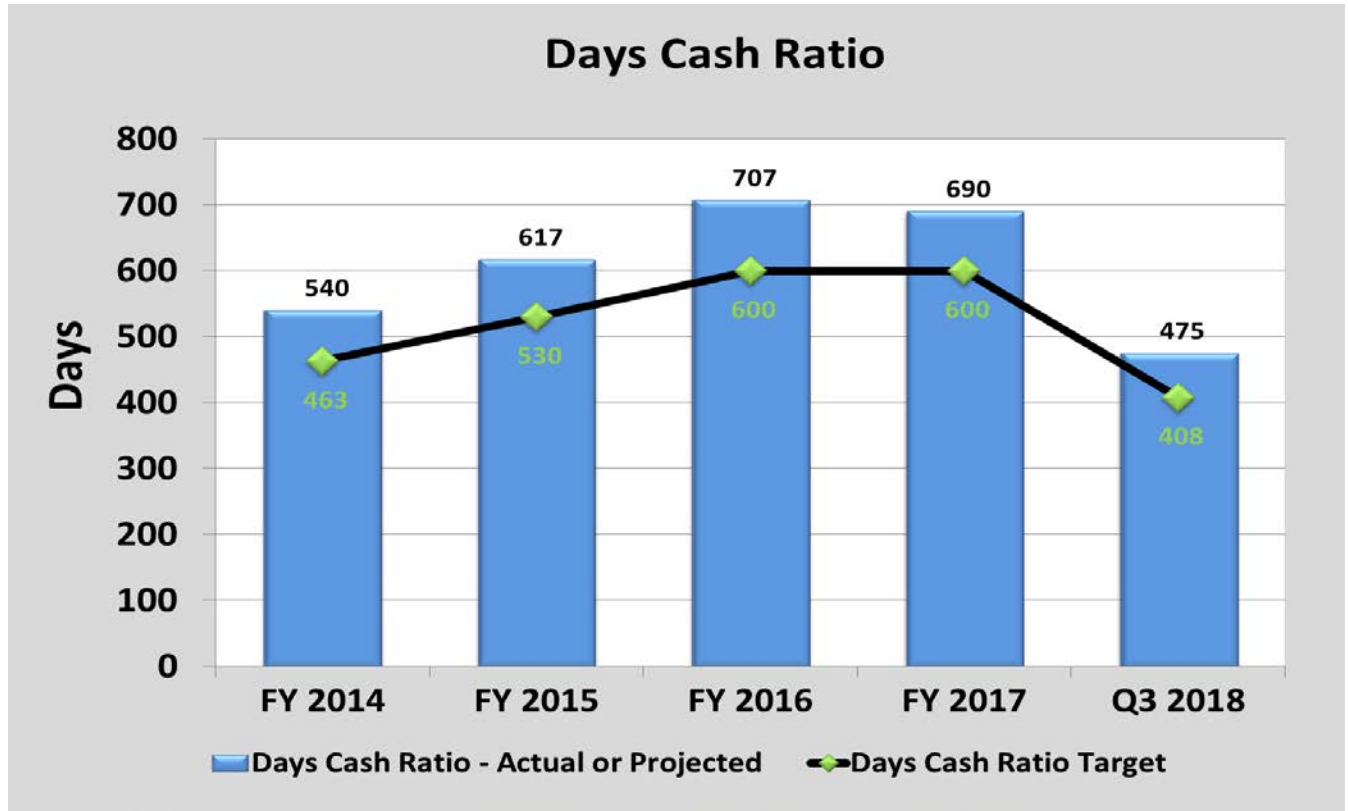
## DISCUSSION

Through three quarters of Fiscal Year 2018, Cash on Hand totaled \$34,400,000. As a result, Cash on Hand of \$34,400,000 exceeds the budgeted year-end cash balance of \$29,500,000.





Additionally, 475 Days Cash exceeds the budgeted Days Cash estimate of 408 days at year end by 67 days.



The Current Debt Coverage ratio is projected to be 250%, which exceeds both the requirement for the 2017 Revenue Certificates of Participation (COPs) and the Designated Funds Policy. The Debt Coverage ratio goal of the Board is 130% and was established in the Designated Funds Policy.

Total water production is virtually at budget year-to-date.

The variances between the mix of production between clear and in-lieu amber water substantially offset each other. This mix is shown in the table below:

	Acre Feet		Variance
	Budgeted	Actual	
Clear Water	2,348	3,547	(1,199)
Amber Water	3,275	3,195	80
Basin Managed (CTP) Water	-	-	-
In-Lieu Water	7,038	5,959	1,079
<b>Total</b>	<b>12,661</b>	<b>12,701</b>	<b>(40)</b>



Clear and amber water costs have a combined favorable variance of \$2,449,000 due to the use of in-lieu water during the first six months of the fiscal year. The total cost of potable water (including CPTP offset) is \$100,000 favorable to budget.

Total Operating revenues year-to-date have an unfavorable balance of \$543,000 or approximately 2%. This is a result of water consumption being slightly higher than expected. Additionally, operating expenses through three quarters have a favorable balance of \$1,792,000 or 9%. This is predominately a result of lower than budgeted recycled water cost, water costs as noted in the immediately preceding paragraph, and general and administrative expenses year-to-date. As a result, operating income through March 31, 2018 has a favorable balance of \$1,536,000 or 62%.

In addition, non-operating expenses through three quarter have a favorable balance of \$1,950,000 mostly due to the planned termination of the AAA lease for \$1,725,000 through three quarters which did not occur. The interest expense incurred by the District is lower than that budgeted because of the premium Mesa Water was able to get on the 2017 COPs. Capital contributions such as capacity and installation charges and developer charges have an unfavorable balance year-to-date of \$1,517,000 or 83%.

Overall, the Change in Net Position has a favorable balance of \$1,969,000 or 102% through March 31, 2018.

#### ATTACHMENTS

Attachment A: Statement of Revenues, Expenses, and Changes in Net Position for the Nine Months Ended 03/31/2018





## Statement of Revenues, Expenses, and Changes in Net Position For the Nine Months Ended 03/31/2018

	FY2018 YTD BUDGET	FY2018 YTD ACTUAL	Variance
<b>OPERATING REVENUES:</b>			
Water consumption sales	\$ 19,116,641	\$19,620,164	\$ 503,523
Monthly meter service charge	4,906,355	4,988,157	81,802
Recycled water sales	941,795	672,315	(269,480)
Concession from governmental agencies (CPTP)	764,800	-	(764,800)
Other charges and services	372,763	278,562	(94,201)
<b>TOTAL OPERATING REVENUES</b>	<b>26,102,354</b>	<b>25,559,198</b>	<b>(543,156)</b>
<b>OPERATING EXPENSES:</b>			
Imported sources of supply	340,073	312,828	27,245
Basin managed water	1,584,400	28,623	1,555,777
Clear water cost	4,241,523	1,982,427	2,259,096
Amber water cost	2,507,621	2,317,897	189,724
In-lieu water	-	3,168,477	(3,168,477)
Recycled water	744,642	469,176	275,466
Transmission and distribution	3,762,357	3,802,380	(40,023)
General and administrative	6,414,306	5,721,276	693,030
<b>TOTAL OPERATING EXPENSES</b>	<b>19,594,922</b>	<b>17,803,084</b>	<b>1,791,838</b>
<b>OPERATING INCOME BEFORE DEPRECIATION AND AMORTIZATION</b>	<b>6,507,433</b>	<b>7,756,114</b>	<b>1,248,681</b>
Depreciation and amortization	(4,038,354)	(3,750,866)	287,488
<b>OPERATING INCOME (LOSS)</b>	<b>2,469,079</b>	<b>4,005,248</b>	<b>1,536,170</b>
<b>NONOPERATING REVENUES / (EXPENSES):</b>			
Investment earnings	225,000	241,651	16,651
Interest expense - long term debt	(933,822)	(785,070)	148,752
Loss on sale/disposition of capital assets, net	(9,000)	17,397	26,397
Impairment of capital assets & termination of lease	(1,725,002)	-	1,725,002
Other non-operating, net	74,998	108,587	33,589
<b>NONOPERATING REVENUES / (EXPENSES):</b>	<b>(2,367,826)</b>	<b>(417,435)</b>	<b>1,950,391</b>
<b>INCOME BEFORE CAPITAL CONTRIBUTIONS</b>	<b>101,253</b>	<b>3,587,813</b>	<b>3,486,560</b>
<b>CAPITAL CONTRIBUTIONS:</b>			
Capacity and installation charges	911,250	(168,081)	(1,079,331)
Capital Grant (includes LRP)	485,144	478,259	(6,885)
Developers and others	431,252	-	(431,252)
<b>TOTAL CAPITAL CONTRIBUTIONS</b>	<b>1,827,646</b>	<b>310,179</b>	<b>(1,517,467)</b>
<b>CHANGE IN NET POSITION</b>	<b>\$ 1,928,899</b>	<b>\$ 3,897,992</b>	<b>\$ 1,969,093</b>



*Dedicated to  
Satisfying our Community's  
Water Needs*

## MEMORANDUM

TO: Finance Committee  
FROM: Denise Garcia, Administrative Services Manager  
DATE: May 17, 2018  
SUBJECT: Election Information

---

### RECOMMENDATION

For all General Elections, authorize the District Secretary to complete the Transmittal of Election Information Special District form with the following information:

- An electronic shape file of District boundaries and the boundaries of the Divisions of the District, if any, in which a Director is to be elected
- Voters in the District will be voting by Division
- Number of Director(s) to be elected and the respective Division number(s)
- Names of the Incumbents/Appointed Incumbents
- Candidate's Statement of Qualifications to contain no more than 200 words
- The District will not pay for a Candidate's Statement of Qualifications

### STRATEGIC PLAN

- Goal #1: Provide a safe, abundant, and reliable water supply.
- Goal #2: Practice perpetual infrastructure renewal and improvement.
- Goal #3: Be financially responsible and transparent.
- Goal #4: Increase public awareness about Mesa Water® and about water.
- Goal #5: Attract and retain skilled employees.
- Goal #6: Provide outstanding customer service.
- Goal #7: Actively participate in regional water issues.

### PRIOR BOARD ACTION

None.

### DISCUSSION

Attached is a memo from the Orange County Registrar of Voters' Office requesting information for the upcoming November 6, 2018 General Election. The Registrar of Voters needs the District to authorize the number of words contained in a candidate's ballot statement, either 200 or 400 words. They also need to know if the District will or will not pay for candidates' statements.

In past elections, it has been the practice of the District to limit the number of words to no more than 200, and not to pay for the candidates' statements.

The District Secretary will also list the names of Director(s) whose terms(s) expire and whose seat(s) will be scheduled for election on November 6, 2018. This would include any Director(s) appointed since the last election. Appointed Directors must file for the two-year unexpired term if they were appointed to fill a vacancy which would not have been scheduled for election until 2020.

Pursuant to Elections Code 10522, the District is required to submit a map showing the current district boundary lines, with divisions (if any), regardless if changes have occurred.



The District Secretary will complete and submit the Transmittal of Election Information Special District form to the Orange County Registrar of Voters by May 25, 2018.

Candidate Filing for the November 6, 2018 General Election will be July 16, 2018 through August 10, 2018, 5:00 p.m. The Candidate's Handbook will be on the Registrar's website at the middle of June. Upon receipt, staff will send the information to the affected Directors.

#### FINANCIAL IMPACT

In Fiscal Year 2019, \$75,000 is budgeted for Election Expenses; no funds have been spent to date.

#### ATTACHMENTS

Attachment A: Registrar of Voters Election Information



**REGISTRAR OF VOTERS**  
1300 South Grand Avenue, Bldg. C  
Santa Ana, California 92705  
(714) 567-7600  
FAX (714) 567-7627  
ocvote.com

**NEAL KELLEY**  
Registrar of Voters

Mailing Address:  
P.O. Box 11298  
Santa Ana, California 92711

May 1, 2018

RECEIVED  
MAY 07 2018  
MESA WATER DISTRICT

**TO: Manager/Director**

**FM: Marcia Nielsen, Candidate & Voter Services Manager**

**RE: Election Information for the November 6, 2018 General Election**

---

Enclosed is a Transmittal of Election Information form to be completed and returned to the Registrar of Voters' office by May 25, 2018.

On the Transmittal of Election Information form, please list the name(s) of Director(s) whose term(s) expire and whose seat(s) will be scheduled for election on November 6, 2018. This would include any Director(s) appointed since your last election. Appointed Directors must file for the two-year unexpired term if they were appointed to fill a vacancy which would not have been scheduled for election until 2020.

We also need to know if your District **will** or **will not** pay for a Candidate's Statement of Qualifications and if the District is authorizing 200 or 400 words to be used in that statement.

Please send the completed Transmittal of Election Information form to me at 1300 South Grand Avenue, Building C, Santa Ana, CA 92705 or email to [Marcia.Nielsen@rov.ocgov.com](mailto:Marcia.Nielsen@rov.ocgov.com).

Pursuant to Elections Code § 10522, the District is required to submit a map showing the current district boundary lines, with divisions (if any), regardless if changes have occurred by May 25, 2018. We would prefer to receive the map in shape file format by email to Matthew Eimers at [Matthew.Eimers@rov.ocgov.com](mailto:Matthew.Eimers@rov.ocgov.com).

Candidate Filing for the November 6, 2018 General Election will be July 16, 2018 through August 10, 2018, 5:00 p.m. The Candidate's Handbook will be on our website at the middle of June. We ask that you post this information to advise your members of these important dates.

If you have any questions, please contact me at [Marcia.Nielsen@rov.ocgov.com](mailto:Marcia.Nielsen@rov.ocgov.com) or (714) 567-7568. Thanks for your assistance.

Enclosure

TRANSMITTAL OF ELECTION INFORMATION SPECIAL DISTRICT  
(EC §10509, §10522)

DISTRICT \_\_\_\_\_

DISTRICT BOUNDARIES:

Choose One:

I will send the Registrar of Voters an electronic shape file of District boundaries and the boundaries of the Divisions of the District, if any, in which a Director is to be elected at the November 6, 2018 General Election.  
**(Note: This is the Registrar of Voters' preferred method of transmittal.)**

Attached is a map showing the boundaries of this District and the boundaries of the Divisions of the District, if any, in which a Director is to be elected at the November 6, 2018 General Election.

Choose One:

Voters in the District will be voting:  At-large  By Division

THE ELECTIVE OFFICES FOR WHICH AN ELECTION WILL BE HELD WITHIN THE SPECIAL DISTRICT ON NOVEMBER 6, 2018 ARE:

Choose One:

\_\_\_\_\_ Director(s) to be elected at-large  
(# of directors)

OR

Director(s) to be elected in the following Divisions:

\_\_\_\_\_ in Division \_\_\_\_\_  
(# of directors) (# of division)

\_\_\_\_\_ in Division \_\_\_\_\_  
(# of directors) (# of division)

\_\_\_\_\_ in Division \_\_\_\_\_  
(# of directors) (# of division)

\_\_\_\_\_ in Division \_\_\_\_\_  
(# of directors) (# of division)

Please list below the names of the Incumbents/Appointed Incumbents for the above-mentioned positions:

(Name) \_\_\_\_\_  Elected  Appointed (If appointed, the term ends in 20\_\_.)

(Name) \_\_\_\_\_  Elected  Appointed (If appointed, the term ends in 20\_\_.)

(Name) \_\_\_\_\_  Elected  Appointed (If appointed, the term ends in 20\_\_.)

(Name) \_\_\_\_\_  Elected  Appointed (If appointed, the term ends in 20\_\_.)

The District authorizes the Candidate's Statement of Qualifications to contain no more than:

(Circle one) (200) or (400) words.

The District (will) or (will not) pay for a Candidate's Statement of Qualifications.

Dated \_\_\_\_\_

\_\_\_\_\_  
(Signature)

(District Seal)

\_\_\_\_\_  
(Print Name)

Phone #: \_\_\_\_\_ Email: \_\_\_\_\_

**NOTE:** Please return the above information no later than **May 25, 2018** to the Registrar of Voters' office, 1300 South Grand Avenue, Building C, Santa Ana, CA 92705, Attn: Marcia Nielsen or email to [Marcia.Nielsen@rov.ocgov.com](mailto:Marcia.Nielsen@rov.ocgov.com). Send the boundary map to Matthew Eimers at 1300 South Grand Avenue, Building C, Santa Ana, CA 92705 or at [Matthew.Eimers@rov.ocgov.com](mailto:Matthew.Eimers@rov.ocgov.com).



*Dedicated to  
Satisfying our Community's  
Water Needs*

## MEMORANDUM

TO: Finance Committee  
FROM: Marwan Khalifa, CPA, MBA, Chief Financial Officer  
DATE: May 17, 2018  
SUBJECT: Local Agency Investment Fund

---

### RECOMMENDATION

Recommend that the Board of Directors adopt Resolution No. XXXX Updating District Officer Positions and for Authorization of Investment of Monies in the Local Agency Investment Fund and Superseding Resolution No. 1502.

### STRATEGIC PLAN

Goal #3: Be financially responsible and transparent.

### PRIOR BOARD ACTION/DISCUSSION

At its July 13, 2017 meeting, the Board of Directors (Board) adopted Resolution No. 1502 Updating District Officer Positions and for Authorization of Investment of Monies in the Local Agency Investment Fund and Superseding Resolution No. 1444.

### BACKGROUND

The Treasurer of the State of California administers the Local Agency Investment Fund (LAIF), a voluntary State investment pool where water districts and other local governmental entities may invest funds. This program offers local agencies in California the opportunity to participate in an investment portfolio containing hundreds of millions of dollars using the investment experience of the State Treasurer's staff. By pooling the cash invested by these local agencies, LAIF staff is able to maintain a diversified portfolio of investments with higher short-term yields and savings on security purchase costs due to economies of scale.

Since the Board of Directors adopted Resolution No.1502 in 2017, authorizing certain staff to initiate investment-related transactions with LAIF, Mesa Water District (Mesa Water®) has appointed new staff as District Secretary and District Treasurer.

### DISCUSSION

LAIF requires that participants submit an updated list of staff authorized to deposit and withdraw money into, and out of, the State investment pool. Staff recommends that the Board of Directors adopt a resolution authorizing the General Manager, District Secretary, and District Treasurer to order the deposit or withdrawals of funds of Mesa Water in LAIF.

### FINANCIAL IMPACT

None.



ATTACHMENTS:

Attachment A: Draft Resolution No. XXXX  
Attachment B: Resolution No. 1502, Redline

## RESOLUTION NO. XXXX

### RESOLUTION OF THE MESA WATER DISTRICT BOARD OF DIRECTORS UPDATING DISTRICT OFFICER POSITIONS AND FOR AUTHORIZATION OF INVESTMENT OF MONIES IN THE LOCAL AGENCY INVESTMENT FUND AND SUPERSEDING RESOLUTION NO. 1502

WHEREAS, the Mesa Water District (Mesa Water®) is a county water district organized and operating pursuant to the provisions of California law; and

WHEREAS, on July 13, 2017, the Board of Directors (Board) of the Mesa Water District adopted Resolution No. 1502 authorizing investment of Mesa Water District monies in the Local Agency Investment Fund (LAIF) for purposes of investment by the State Treasurer and further authorized certain Mesa Water officers to order the deposit or withdrawal of monies in LAIF; and

WHEREAS, the Board hereby finds and determines that the funds of Mesa Water in LAIF in accordance with the provisions of Section 16429.1 of the California Government Code for the purpose of investment of Mesa Water funds continues to be in the best interest of Mesa Water; and

WHEREAS, the Board has further determined that certain District Officers of the Mesa Water District be authorized to order the deposit or withdrawal of funds of Mesa Water in LAIF.

NOW, THEREFORE, THE BOARD OF DIRECTORS OF THE MESA WATER DISTRICT DOES HEREBY RESOLVE, DETERMINE, AND ORDER AS FOLLOWS:

**Section 1.** The Board of Mesa Water hereby authorizes the deposit and withdrawal of Mesa Water monies in LAIF in the State Treasury in accordance with Government Code Section 16429.1 for the purpose of investment, as stated therein, and verification of the State Treasurer's Office of all banking information provided in that regard.

**Section 2.** The following Mesa Water officers holding the title(s) specified herein below or their successors in office are each hereby authorized to order the deposit or withdrawal of monies in LAIF and may execute and deliver any and all documents necessary or advisable in order to effectuate the purposes of this resolution and the transactions contemplated hereby:



\_\_\_\_\_  
Paul E. Shoenberger, P.E.  
General Manager

\_\_\_\_\_  
Denise Garcia  
District Secretary

\_\_\_\_\_  
Marwan Khalifa, CPA, MBA  
District Treasurer

**Section 3.** Resolution No. 1502 is hereby superseded.

**Section 4.** The District Secretary is hereby directed to transmit a certified copy of this Resolution to the State Treasurer.

ADOPTED, SIGNED and APPROVED this 14<sup>th</sup> day of June 2018 by a roll call vote.

AYES: DIRECTORS:  
NOES: DIRECTORS:  
ABSENT: DIRECTORS:  
ABSTAIN: DIRECTORS:

\_\_\_\_\_  
Jim Atkinson  
President, Board of Directors

\_\_\_\_\_  
Denise Garcia  
District Secretary

STATE OF CALIFORNIA        )  
  )  
COUNTY OF ORANGE        )        ss.

I, Denise Garcia, Secretary of the Board of Directors of the Mesa Water District, do hereby certify that the above and foregoing is a full, true and correct copy of Resolution No. XXXX of said Board, and that the same has not been amended or repealed.

DATED: June 14, 2018

---

Denise Garcia  
District Secretary

DRAFT

**RESOLUTION NO. ~~1502XXXX~~**

**RESOLUTION OF THE  
MESA WATER DISTRICT BOARD OF DIRECTORS  
UPDATING DISTRICT OFFICER POSITIONS AND FOR  
AUTHORIZATION OF INVESTMENT OF MONIES IN  
THE LOCAL AGENCY INVESTMENT FUND AND  
SUPERSEDING RESOLUTION NO. ~~14441502~~**

WHEREAS, the Mesa Water District (Mesa Water®) is a county water district organized and operating pursuant to the provisions of California law; and

WHEREAS, on ~~April 10, 2014~~ July 13, 2017, the Board of Directors (Board) of the Mesa Water District adopted Resolution No. ~~1444-1502~~ authorizing investment of Mesa Water District monies in the Local Agency Investment Fund (LAIF) for purposes of investment by the State Treasurer and further authorized certain Mesa Water® officers to order the deposit or withdrawal of monies in LAIF; and

WHEREAS, the Board hereby finds and determines that the funds of Mesa Water in ~~the~~-LAIF in accordance with the provisions of Section 16429.1 of the California Government Code for the purpose of investment of Mesa Water funds continues to be in the best interest of Mesa Water; and

WHEREAS, the Board has further determined that certain District Officers of the Mesa Water District be authorized to order the deposit or withdrawal of funds of Mesa Water in LAIF.

NOW, THEREFORE, THE BOARD OF DIRECTORS OF THE MESA WATER DISTRICT DOES HEREBY RESOLVE, DETERMINE, AND ORDER AS FOLLOWS:

**Section 1.** The Board of Mesa Water hereby authorizes the deposit and withdrawal of Mesa Water monies in ~~the~~-LAIF in the State Treasury in accordance with Government Code Section 16429.1 for the purpose of investment, as stated therein, and verification of the State Treasurer's Office of all banking information provided in that regard.

**Section 2.** The following Mesa Water officers holding the title(s) specified herein below or their successors in office are each hereby authorized to order the deposit or withdrawal of monies in LAIF and may execute and deliver any and all documents necessary or advisable in order to effectuate the purposes of this resolution and the transactions contemplated hereby:

\_\_\_\_\_  
Paul E. Shoenberger, P.E.

General Manager

\_\_\_\_\_  
Denise Garcia

District Secretary

\_\_\_\_\_  
~~Phil Lauri~~ Marwan Khalifa,

CPA, MBA

District Treasurer

**Section 3.** Resolution No. ~~4444-1502~~ is hereby superseded.

**Section 4.** The District Secretary is hereby directed to transmit a certified copy of this Resolution to the State Treasurer.

ADOPTED, SIGNED and APPROVED this ~~13<sup>th</sup>-14<sup>th</sup>~~ day of ~~July 2017~~ June 2018 by a roll call vote.

AYES: DIRECTORS:  
NOES: DIRECTORS:  
ABSENT: DIRECTORS:  
ABSTAIN: DIRECTORS:

\_\_\_\_\_  
~~Ethan Temianka~~ Jim Atkinson  
President, Board of Directors

\_\_\_\_\_  
Denise Garcia  
District Secretary

STATE OF CALIFORNIA        )  
  )  
COUNTY OF ORANGE        )        ss.

I, Denise Garcia, Secretary of the Board of Directors of the Mesa Water District, do hereby certify that the above and foregoing is a full, true and correct copy of Resolution No. ~~1502-XXXX~~ of said Board, and that the same has not been amended or repealed.

DATED: ~~July 13, 2017~~ June 14, 2018

---

Denise Garcia  
District Secretary

DRAFT



*Dedicated to  
Satisfying our Community's  
Water Needs*

## MEMORANDUM

TO: Finance Committee  
FROM: Marwan Khalifa, CPA, MBA, Chief Financial Officer  
DATE: May 17, 2018  
SUBJECT: Conservation's Impact on Water Rates

---

### RECOMMENDATION

This item is provided for discussion only.

### STRATEGIC PLAN

- Goal #1: Provide a safe, abundant, and reliable water supply.
- Goal #2: Practice perpetual infrastructure renewal and improvement.
- Goal #3: Be financially responsible and transparent.

### PRIOR BOARD ACTION/DISCUSSION

At its March 26, 2018 workshop, the Board of Directors (Board) discussed the impacts of conservation, specifically where Mesa Water's rates and commensurate revenues would have been had water consumption continued without the need for conservation. As a result of this discussion, staff was directed to analyze how water rates would have been impacted had conservation not been required.

At its April 19, 2018 meeting, the Finance Committee examined the potential impact of conservation since 1989 on the current water rates. The Board directed staff to further update the analysis to include the impact of the increased population from 1989 to 2018 in Costa Mesa.

### BACKGROUND

Between 2013 and 2016, as a result of the statewide drought and government mandated conservation efforts, the ratepayers of Mesa Water District (Mesa Water®) reduced their water consumption by 23%. Although water consumption has begun to return to pre-drought levels, current production is greater than 10% below 2013 totals.

In addition, over a three year time period, the replenishment assessment has increased more than 51% from \$294 per acre foot in Fiscal Year 2015 to \$445 per acre foot in Fiscal Year 2018. The replenishment assessment is the water fee charged by Orange County Water District to Mesa Water for the pumping of ground water.

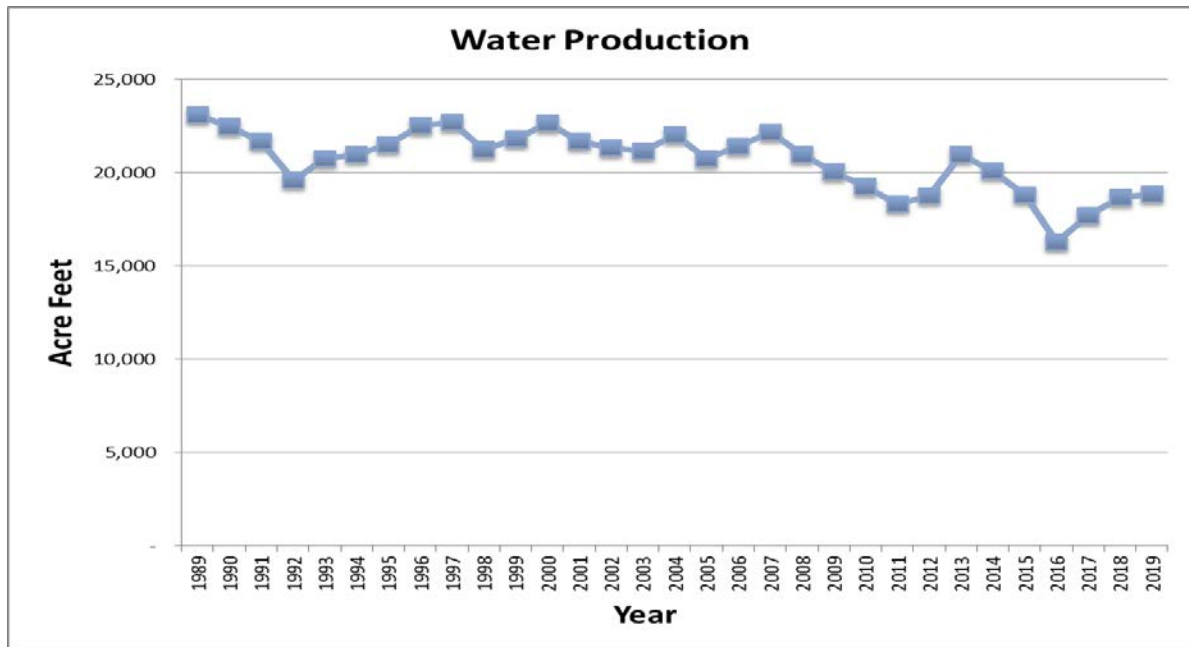
On November 9, 2017, as a result of reduced water consumption and significantly increased water costs, the Board approved a water rate adjustment schedule that will allow Mesa Water to meet the financial objectives of the Board's Strategic Plan.

### DISCUSSION

Water production for the District peaked in 1989 at 23,089 acre feet. Average water production for the five years leading up to and after 1989 was approximately 22,300 acre feet. Production of water held steady at around 20,000 acre feet per year until the drought brought forth the 2014 State of Emergency government mandate, dropping the average acre feet of water delivered to



18,300. The following chart is a look at the District's water production over the last thirty years:



The City of Costa Mesa has seen a steady increase in residents since 1989. The current population is approximately 108,000, an increase of slightly over 12 percent from 1989. This increase in population would have resulted in increased water consumption had consumption continued without the need for conservation. A correlating increase of 12 percent in water consumption would mean that demand would have increased 47 percent to 25,900 acre feet of water from the current demand of 17,660 acre feet.

Assuming that increased consumption due to increased population in Costa Mesa less the drought would also have resulted in increased consumption of water in Orange County then Orange County Water District (OCWD) would have had lower fixed water costs to their customers. Applying a similar 12 percent increase in population to Orange County as a whole would have increased OCWD's revenue by nearly \$23,000,000 in FY 2017. This would also result in an incremental increase in cost of \$7,900,000. This would result in an increase in operating revenue at OCWD of approximately \$15,100,000. This increase could be used for a number of purposes one of which would be to reduce the replenishment assessment. This additional operating revenue would allow for a reduction of nearly \$37 per acre foot or 8%.

At the current water rates and fees, the additional production of 8,240 acre feet would have brought in an additional \$12,400,000 of water revenue for Mesa Water. This increased revenue could have covered such water costs as the replenishment assessment, chemicals and other water production expenditures. Additionally, the increased revenue could have supported overall operating expenses and capital projects. Increased water sales would have also raised water costs by approximately 47 percent or an additional \$2,730,000. Additionally, the potential reduction in the replenishment assessment from OCWD would have resulted in the largest water cost for Mesa Water to decrease nearly \$960,000. Therefore, the true increase in water costs would have been \$1,770,000.



	Fiscal Year 2018 Budget	Fiscal Year 2018 Budget with 1989 Production Numbers
Total Operating Revenue	\$36,000,000	\$48,400,000
Total Operating Expenses	26,500,000	28,270,000
Operating Income	<b>9,500,000</b>	<b>20,130,000</b>

When looking at the Fiscal Year 2018 budget numbers above, staff calculated that the operating income available for capital projects, debt repayments and the fulfillment of other strategic goals was budgeted at approximately \$9,500,000.

Had water production held steady at the 1989 numbers and increased with the population growth in the region, the increased water production less increased costs for Fiscal Year 2018 would have added approximately \$10,630,000 to the operating income of Mesa Water. The Board of Directors could have allocated these additional reserves in a number of ways including the addition of infrastructure-based capital projects or the reduction of water costs.

If water consumption for Fiscal Year 2018 totaled 25,900 acre feet, Mesa Water would be able to reduce the rate per unit of water while still having enough revenue to support the operations of the District and to achieve the financial goals of the Board's Strategic Plan. Potable water rates could have been reduced by 95 cents per billing unit or 25% and still maintain the financial goals of the Board.

#### FINANCIAL IMPACT

None.

#### ATTACHMENTS

None.



**REPORTS:**

9. REPORT OF THE GENERAL MANAGER:

**REPORTS:**

10. DIRECTORS' REPORTS AND COMMENTS:

**CLOSED SESSION:**

11. CONFERENCE WITH LEGAL COUNSEL – EXISTING LITIGATION:  
Pursuant to California Government Code Sections 54956.9 (d) (1) and 54954.5 (c)  
Case: *Costa Mesa Sanitary District v. Mesa Water District*  
Case No. 30-2017-00923819-CU-PT-CJC