



*Dedicated to  
Satisfying our Community's  
Water Needs*

**AGENDA  
MESA WATER DISTRICT  
BOARD OF DIRECTORS  
Tuesday, April 26, 2022  
1965 Placentia Avenue, Costa Mesa, CA 92627  
3:30 p.m. Adjourned Regular Board Meeting**

---

**BOARD OF DIRECTORS COMMITTEE MEETING**

**CALL TO ORDER**

**PLEDGE OF ALLEGIANCE**

**PUBLIC COMMENTS**

**Items Not on the Agenda:** Members of the public are invited to address the Board regarding items which are not appearing on the posted agenda. Each speaker shall be limited to three minutes. The Board will set aside 30 minutes for public comments for items not appearing on the posted agenda.

**Items on the Agenda:** Members of the public shall be permitted to comment on agenda items before action is taken, or after the Board has discussed the item. Each speaker shall be limited to three minutes. The Board will set aside 60 minutes for public comments for items appearing on the posted agenda.

**ITEMS TO BE ADDED, REMOVED, OR REORDERED ON THE AGENDA**

At the discretion of the Board, all items appearing on this agenda, whether or not expressly listed as an Action Item, may be deliberated and may be subject to action by the Board.

**CONSENT CALENDAR ITEMS:**

Approve all matters under the Consent Calendar by one motion unless a Board member, staff, or a member of the public requests a separate action.

1. Approve minutes of regular Board meeting of April 13, 2022.
2. Receive and file the Developer Project Status Report.
3. Receive and file the Mesa Water and Other Agency Projects Status Report.
4. Receive and file the Water Quality Call Report.
5. Receive and file the Water Operations Status Report.
6. Receive and file the Accounts Paid Listing.
7. Receive and file the Monthly Financial Reports.
8. Receive and file the Major Staff Projects.
9. Receive and file the State Advocacy Update.
10. Receive and file the Orange County Update.
11. Receive and file the Outreach Update.

**PRESENTATION AND DISCUSSION ITEMS:**

12. FISCAL YEAR 2021 WATER LOSS AUDIT:

**Recommendation: Receive the presentation.**



13. PENSION & OTHER POST-EMPLOYMENT BENEFITS TRUST UPDATE:

**Recommendation: Receive the presentation.**

14. CAPITAL IMPROVEMENT PROGRAM RENEWAL QUARTERLY UPDATE:

**Recommendation: Receive the presentation.**

**ACTION ITEMS:**

15. 2022 STATE LEGISLATION PERTAINING TO CYBERSECURITY PREPAREDNESS AND DESALINATION FEASIBILITY STUDY:

**Recommendation: Approve the recommended positions on the 2022 State Legislation pertaining to Cybersecurity Preparedness and Desalination Feasibility Study.**

**REPORTS:**

16. REPORT OF THE GENERAL MANAGER

17. DIRECTORS' REPORTS AND COMMENTS

**INFORMATION ITEMS:**

18. OTHER (NO ENCLOSURE)

*In compliance with California law and the Americans with Disabilities Act, if you need disability-related modifications or accommodations, including auxiliary aids or services in order to participate in the meeting, or if you need the agenda provided in an alternative format, please call the District Secretary at (949) 631-1205. Notification 48 hours prior to the meeting will enable Mesa Water District (Mesa Water®) to make reasonable arrangements to accommodate your requests.*

*Members of the public desiring to make verbal comments using a translator to present their comments into English shall be provided reasonable time accommodations that are consistent with California law.*

*Agenda materials that are public records, which have been distributed to a majority of the Mesa Water Board of Directors (Board), will be available for public inspection at the District Boardroom, 1965 Placentia Avenue, Costa Mesa, CA and on Mesa Water's website at [www.MesaWater.org](http://www.MesaWater.org). If materials are distributed to the Board less than 72 hours prior or during the meeting, the materials will be available at the time of the meeting.*

**ADJOURN TO AN ADJOURNED REGULAR BOARD MEETING SCHEDULED FOR THURSDAY, APRIL 28, 2022 AT 3:30 P.M.**



*Dedicated to  
Satisfying our Community's  
Water Needs*

**MINUTES OF THE BOARD OF DIRECTORS  
MESA WATER DISTRICT  
Wednesday, April 13, 2022  
1965 Placentia Avenue, Costa Mesa, CA 92627  
4:30 p.m. Regular Board Meeting**

**CALL TO ORDER**

The meeting of the Board of Directors was called to order at 4:40 p.m. by President DePasquale.

**PLEDGE OF ALLEGIANCE**

Director Atkinson led the Pledge of Allegiance.

Directors Present

Marice H. DePasquale, President  
Shawn Dewane, Vice President  
Jim Atkinson, Director  
Fred R. Bockmiller, P.E., Director  
James R. Fidler, Director

Directors Absent

None

Staff Present

Paul E. Shoenberger, P.E., General Manager  
Phil Lauri, P.E., Assistant General Manager  
Denise Garcia, Administrative Services Manager/  
District Secretary  
Marwan Khalifa, CPA, MBA, Chief Financial Officer/  
District Treasurer  
Stacie Sheek, Customer Services Manager  
Tracy Manning, Water Operations Manager  
Stacy Taylor, Water Policy Manager  
Kurt Lind, Business Administrator  
Andrew D. Wiesner, P.E., Principal Engineer  
Celeste Carrillo, Public Affairs Coordinator  
Kaitlyn Norris, Public Affairs Specialist  
Mistina Gonzales, Public Affairs Intern  
Jeff Hoskinson, Partner, Atkinson, Andelson, Loya, Ruud &  
Romo

Others Present

Brenda Deeley, CEO, Brenda Deeley PR

**MESA WATER 2022 VIDEO CONTEST AWARD WINNERS**

President DePasquale welcomed the top three winners of Mesa Water's 2022 Video Contest, as well as their family members.

Public Affairs Specialist Norris provided a brief overview of the topic noting that the contest was open to local high school and college students to bring awareness of Mesa Water and its local water system to the younger residents in the District's service area.

Awards were presented for:

- 3<sup>rd</sup> place to Esmerelda Andres, Victoria Perdomo, Alexa Santiago, and Elizabeth Palma from Costa Mesa High School
- 2<sup>nd</sup> place to Karla Gurrola, Daisy Serrano, Jaidyn Soldin, and Andi Lopez from Costa Mesa High School
- 1<sup>st</sup> place to Sarita Plata from Early College High School

Photographs were taken and the Board thanked the winners for their participation in the contest.

**PUBLIC COMMENTS:**

President DePasquale asked for public comments on items not on the agenda.

There were no comments and President DePasquale proceeded with the meeting.

**ITEMS TO BE ADDED, REMOVED, OR REORDERED ON THE AGENDA**

General Manager Shoenberger reported there were no items to be added, removed, or reordered on the agenda.

**CONSENT CALENDAR ITEMS:**

1. Approve minutes of regular Board meeting of March 9, 2022.
2. Approve minutes of adjourned regular Board meeting of March 22, 2022.
3. Approve minutes of adjourned regular Board meeting of March 24, 2022.
4. Approve attendance considerations (additions, changes, deletions).
5. Board Schedule:
  - Conferences, Seminars, and Meetings
  - Board Calendar

President DePasquale asked for comments from the public. There were no comments.

**MOTION**

Motion by Director Bockmiller, second by Director Atkinson, to approve Items 1 – 5 of the Consent Calendar. Motion passed 5 – 0.

**PRESENTATION AND DISCUSSION ITEMS:**

NONE.

**ACTION ITEMS:**

6. ON-CALL PIPELINE AND CONSTRUCTION SERVICES:

President DePasquale asked for comments from the public. There were no comments.

**MOTION**

Motion by Vice President Dewane, second by Director Atkinson, to:

- a. Amend the On-Call Pipeline and Construction Services contracts for Fiscal Year 2022 for an additional \$100,000 for a total annual amount not to exceed \$250,000, and authorize execution of the change order; and
- b. Approve execution of the two one-year contract renewal options with GCI Construction, Inc., Paulus Engineering, Inc., and W.A. Rasic Construction Company, Inc. for an annual amount not to exceed \$250,000 to provide On-Call Pipeline and Construction Services.

Motion passed 5 – 0.

7. CAPITAL CHARGE:

MOTION

Motion by Vice President Dewane, second by Director Atkinson, to:

- a. Adopt Resolution No. 1565 Supplementing Resolution No. 1560 Concerning the Collection of the Capital Charge by way of the Office of the Orange County Treasurer-Tax Collector and County Property Tax Roll Process and Taking Related Actions; and
- b. Accept Mesa Water District's Updated Secretary's Report Listing the Capital Charge Property Tax Roll for Fiscal Year 2022 – 2023.

Motion passed 5-0, by the following roll call vote:

AYES:	DIRECTORS	Atkinson, Bockmiller, Fisler, Dewane, DePasquale
NOES:	DIRECTORS	None
ABSTAIN:	DIRECTORS	None
ABSENT:	DIRECTORS	None

**REPORTS:**

8. REPORT OF THE GENERAL MANAGER:

- March Key Indicators Report
- Other (no enclosure)

9. DIRECTORS' REPORTS AND COMMENTS

**INFORMATION ITEMS:**

10. DIRECTORS' REPORTS (AB 1234) PER CA GOVERNMENT CODE SECTION 53232.3 (D)

11. OTHER (NO ENCLOSURE)

President DePasquale adjourned the meeting at 5:42 p.m. to an Adjourned Regular Board Meeting scheduled for Tuesday, April 26, 2022 at 3:30 p.m.

Approved:

\_\_\_\_\_  
Marice H. DePasquale, President

\_\_\_\_\_  
Denise Garcia, District Secretary

Recording Secretary: Sharon D. Brimer

Unapproved

## DEVELOPER PROJECT STATUS REPORT

PROJECT STATUS - DEVELOPER PROJECTS			
FILE NO.	PROJECT ADDRESS	PROJECT DESCRIPTION	PROJECT NOTES/STATUS
C0013-22-01	Randolph Avenue and Saint Clair Street	Irrigation Improvements	Application for New Services received on 10/27/2020 and plan check fees are waived. 1st Plan check submitted on 8/25/21 and returned on 8/30/21. 2nd Plan check submitted on 9/14/21 and returned on 9/18/21. Permit issued on 11/29/21. Precon held on 12/7/21. Services located for Contractor on 1/6/22. Hot tap completed on 2/16/22. Meters installed and Backflows tested on 3/1/22.
C0014-21-01	1170 Baker Street, Units C and D	Commercial Building	Plans received on 7/15/20 and plan check fees paid on 7/20/20. Redlines returned on 7/23/20. 2nd Plan check submitted 8/13/20 and redlines returned on 8/14/20. 3rd Plan check submitted 8/31/20 and returned on 9/6/20. Permit issued on 10/23/20. Inspector visited site on 11/16/21 to check status of project. No work is being done at this time. Waiting for Contractor to call for Inspection. (4/15/22)
C0071-20-01	2277 Harbor Boulevard	Apartment Complex	Plans received and plan check fees paid on 3/17/20 and redlines returned on 3/26/20. 2nd Plan check received on 3/31/20. 2nd plan check submitted on 4/5/20 and redlines returned on 4/8/20. Quitclaim exemption on 10/9/20. Permit issued on 12/22/20. Precon held on 4/22/21. Future hydrant placement inspected on 5/13/21. Hot Tapping inspected on 6/23/21. Second Precon with new Contractor held on 7/14/21. Shutdown for Abandonment on 8/10/21. Pressure test and thrust block placement on 10/11/21. Chlorination swab and Flow Thru tests performed on 10/13/21. Bac-T tests completed on 10/28/21. (4/15/22)
C0102-20-02	3550 Cadillac Avenue	Commercial	Plans received and plan check fees paid on 11/25/19. 1st Plan check submitted 11/25/19 and redlines emailed on 12/4/19. Issued plan check application termination to Owner due to non-responsiveness to complete plan check process. 2nd Plan check submitted on 7/2/20 and returned on 7/5/20. 3rd Plan check submitted on 7/25/21 and returned on 7/31/21. 4th Plan check submitted on 8/24/21 and returned on 8/29/21. 5th Plan check submitted on 10/11/21 and returned on 10/12/21. 6th Plan check submitted on 10/22/21 and returned on 10/23/21. 7th Plan Check received 2/15/22 and returned on 2/17/22. (4/15/22)

## DEVELOPER PROJECT STATUS REPORT

PROJECT STATUS - DEVELOPER PROJECTS			
FILE NO.	PROJECT ADDRESS	PROJECT DESCRIPTION	PROJECT NOTES/STATUS
C0105-20-01	3333 Avenue of the Arts	Commercial	Plans received and plan check fees paid on 7/24/19. 1st Plan check submitted 7/26/19 and redlines to be picked up on 7/26/19. 2nd Plan check submitted on 8/30/19 and resubmitted on 9/11/19. 3rd plan check resubmitted on 10/8/19. Permit approved and final fees paid on 10/24/19. Precon held on 11/24/19. Temporary RW pipeline inspected and approved on 11/27/19 and report sent to DDW on 12/4/19. Precon meeting conducted on 3/5/21. Mainline and Fireline excavations inspected on 3/12/21. Services installed on 4/1/21. Meters installed on 4/6/21. Backflow tests performed on 4/7/21. Backfill and compaction completed on 4/8/21. Meter installed and locked off on 5/17/21. Cross connection test #1 of #2 completed 1/12/22. Shutdown to tie-in to Backflow on 1/19/22. Waiting for Contractor to call for Inspection. (4/15/22)
C0120-20-01	934 Congress Street	Single Family Home	Plans received and plan check fees paid on 10/28/19. 1st Plan check submitted 10/28/19 and redlines picked up on 11/5/19. 2nd Plan check submitted on 3/11/20, and redlines emailed to customer on 3/18/20. 3rd Plan check submitted on 3/24/20 and redlines re-emailed on 3/26/20. Project on hold as of 3/27/20. Verified construction has started on 5/7/20. Service termination letter sent on 5/18/20; meter locked off, but Owner cut the lock. Service termination letter sent on 5/18/20 and meter locked, but Owner cut lock. Second service termination letter sent on 7/20/21 and meter locked, but Owner cut lock again. 3rd service termination letter sent on 11/10/21 and meter locked off, but Owner finally completed plan check. Tampering fees have been assessed. Permit issued 12/15/21 with completion deadline of 2/28/22. Precon meeting held on 4/15/22.
C0137-20-01	3001 Murray Lane	Single Family Home	Plans received and plan check fees paid on 2/28/20. 1st Plan check submitted on 2/28/20 and redlines returned on 3/9/20. 2nd submittal submitted on 9/30/20 and returned on 10/11/20. 3rd Plan check submitted on 4/30/21 and returned on 5/2/21. 3rd Plan check submitted on 5/2/21 and returned on 5/2/21. Permit issued on 10/5/21. Waiting for Owner to call for Inspection. (4/15/22)



## DEVELOPER PROJECT STATUS REPORT

PROJECT STATUS - DEVELOPER PROJECTS			
FILE NO.	PROJECT ADDRESS	PROJECT DESCRIPTION	PROJECT NOTES/STATUS
C0150-20-02	165 Merrill Place	Single Family Home	Plans received on 7/3/20 and plan check fees paid on 6/25/20. 1st Plan check submitted on 6/25/20 and redlines returned on 7/5/20. Rescinded permit on 9/16/20. 2nd Plan check submitted 9/28/20 and returned on 9/29/20. Issued permit on 10/27/20. Precon held on 3/17/21. Inspector visited site on 11/15/21 to check status of project. Waiting for Contractor to call for Inspection. (4/15/22)
C0152-21-01	369 Costa Mesa Street	Single Family Home	Plans received on 7/21/20 and plan check fees paid on 7/15/20. 1st Plan check submitted on 7/22/20 and redlines returned on 7/22/20. 2nd Plan check submitted on 8/6/21 and returned on 8/13/21. Permit issued 11/9/21. Waiting for Contractor to call for inspection. (4/15/22)
C0158-21-01	396 E. 21st Street	Mobile Home Park	Plan check fees paid on 8/13/20 and Application for New Service submitted on 8/7/20. 1st Plan check submitted on 7/30/20 and returned on 8/15/20. 2nd Plan check submitted on 9/2/20 was rejected. Revised 2nd Plan check submitted on 9/10/20 and returned on 9/12/20. Issued permit on 10/27/20. Precon held on 5/27/21. Inspector visited site on 11/15/21 to check status of project. Just vacant land currently. Waiting for Contractor to call for next inspection and extending permit for 6 months. (4/15/22)
C0164-21-01	282 E. 18th Street	Single Family Home	Plan check fees paid and Application for New Service submitted on 9/3/20. 1st Plan check submitted on 8/31/20 and returned on 9/6/20. Issued permit on 9/30/20. Inspector visited site on 11/15/21 to check status of project. Precon held on 2/24/22. New Contractor Precon held on 4/14/22. Abandonment of service and new meter installed 4/20/22.
C0165-21-01	2110 Monrovia Avenue	Single Family Home	Plan check fees paid and Application for New Service submitted on 9/3/20. 1st Plan check submitted on 9/2/20 and returned on 9/6/20. Issued permit on 9/17/20. Inspector visited site on 11/15/21 to check status of project. No work is being done at this time. Waiting for Contractor to call for next inspection and extending permit for 6 months. (4/15/22)

## DEVELOPER PROJECT STATUS REPORT

PROJECT STATUS - DEVELOPER PROJECTS			
FILE NO.	PROJECT ADDRESS	PROJECT DESCRIPTION	PROJECT NOTES/STATUS
C0169-21-01	785 Center Street	Single Family Home	Plan check fees paid and Application for New Service submitted on 9/14/20. 1st Plan check submitted on 9/14/20 and returned on 9/18/20. 2nd Plan check submitted on 9/24/20 and returned on 9/25/20. Issued permit on 10/5/20. Site presurvey completed on 12/28/20. Inspector visited site on 11/15/21 to check status of project. No work is being done at this time. Waiting for Contractor to call for next inspection and extending permit for 6 months. (4/15/22)
C0176-21-01	752-756 W. 19th Street	Mix Use	Application for New Service and plan Check Fees submitted on 12/21/20. 1st Plan check submitted on 12/21/20 and returned on 12/23/20. 2nd Plan check submitted 1/25/21 and returned on 2/2/21. 3rd Plan check submitted on 2/15 and returned on 2/15/21. 4th Plan check submitted on 11/16/21 and returned on 11/20/21. 5th Plan check submitted on 11/21/21 and returned on 11/21/21. 6th Plan check resubmitted on 11/23/21 and returned on 11/23/21. 7th Plan Check submitted on 11/29/21 and returned on 11/30/21. 8th Plan Check submitted on 12/3 and returned on 12/4. Permit issued on 1/10/22. Precon held on 2/22/22. Hot Tap and Services installed on 4/18/22.
C0177-21-01	2141 Orange Avenue	Single Family Home	Application for New Service and Plan Check Fee submitted on 12/21/20 and returned on 12/23/20. 2nd Plan check submitted on 12/24/20 and returned on 12/24/20. Issued permit on 1/5/21. Inspector visited site on 11/15/21 to check status of project. Waiting for Contractor to call for inspection. (4/15/22)
C0180-21-01	3197 Airport Loop, Building F	Commercial	Application for New Service and Plan Check Fee submitted on 12/23/20. 1st Plan check submitted on 12/23/20 and returned on 12/24/20. 2nd Plan check submitted on 1/11/21 and returned on 1/12/21. 3rd Plan check submitted on 2/4/21 and returned on 2/7/21. Permit issued on 1/24/22, Owner resubmitted Easement at County of Orange Request. Precon held on 3/28/22. Services installed on 4/11/22 and completed on 4/12/22. Chlorination flush, Pressure test and Bac-T samples collected on 4/13/22.

## DEVELOPER PROJECT STATUS REPORT

PROJECT STATUS - DEVELOPER PROJECTS			
FILE NO.	PROJECT ADDRESS	PROJECT DESCRIPTION	PROJECT NOTES/STATUS
C0183-21-01	148 E. 22nd Street	St. Mary Armenian Church	Plan Check Fee received on 2/4/21 and Application for New Service received on 6/22/21. 1st Plan check submitted on 6/22/21 and returned on 7/3/21. 2nd Plan check submitted on 9/15/21 and returned on 9/18/21. Permit issued on 11/16/21. Precon completed 2/7/22 and project to be built in 2 phases. Test shutdown on 2/11/22. Shutdown to Cut-in Tee completed on 2/14/22. Chlorination flush, swab, pressure test done on 2/22/22, and Chlorination flush again on 2/23/22. (4/15/22)
C0184-21-01	238 Flower Street	Single Family Home	Application for New Service submitted on 02/2/21 and Plan Check Fee received on 02/01/21. 1st Plan check submitted on 02/16/21 and redlines returned on 2/20/21. 2nd Plan Check submitted on 2/25/21 and returned on 2/28/21. Issued permit on 3/5/21. Inspector visited site on 11/12/21 to check status of project. Waiting for Contractor to call for inspection. (4/15/22)
C0185-21-01	125 and 127 Cabrillo Street	Commercial Property	Application for New Service submitted on 02/16/21 and Plan Check Fee received on 02/20/21. 1st Plan check submitted on 2/25/21 and returned on 2/28/21. 2nd Plan check submitted on 3/12/21 and returned on 3/14/21. Permit issued on 7/12/21. Inspector visited site on 11/12/21 to check status of project. Waiting for Contractor to call for inspection. (4/15/22)
C0186-21-01	2033 Lemnos Drive	Single Family Home	Application for New Service submitted on 02/27/21 and Plan Check Fee received on 02/26/21. 1st Plan check submitted on 2/26/21 and returned on 2/28/21. Issued permit on 3/17/21. Precon meeting held on 5/25/21. Trench excavations inspected on 5/26/21. Inspector visited site on 11/12/21 to check status of project. Waiting for Contractor to call for next inspection. (4/15/22)
C0187-21-01	237 E. 20th Street	Single Family Home	Application for New Service submitted on 2/23/21 and Plan Check Fee received on 2/25/21. 1st Plan check submitted on 3/1/21 and returned on 3/5/21. 2nd Plan check submitted on 3/13/21 and returned on 3/14/21. Issued permit on 3/19/21. Precon held on 3/26/21. Meter upgraded on 4/1/21. Inspector visited site on 11/12/21 to check status of project. Waiting for Contractor to call for inspection. (4/15/22)
C0188-21-01	3190 Pullman Street	Commercial Property	Application for New Service submitted on 3/1/21 and Plan Check Fee received on 3/4/21. 1st Plan check submitted on 3/2/21 and returned on 3/5/21. 2nd Plan check submitted on 3/12/21 and returned on 3/14/21. Consultant working on 3rd submittal as of 3/4/22.

## DEVELOPER PROJECT STATUS REPORT

PROJECT STATUS - DEVELOPER PROJECTS			
FILE NO.	PROJECT ADDRESS	PROJECT DESCRIPTION	PROJECT NOTES/STATUS
C0189-21-01	975 West 18th Street	Commercial Property	Application for New Service submitted on 03/04/21 and Plan Check Fee received on 03/04/21. 1st Plan check submitted on 3/4/21 and returned on 3/5/21. Inspector visited jobsite to check status with nothing new to report on 3/9/21. 2nd Plan check submitted on 3/18/21 and returned on 3/19/21. 3rd Plan check submitted on 6/13/21 and returned on 6/13/21. 4th Plan Check submitted on 7/29/21 and returned on 7/30/21. Permit issued on 9/1/21. Precon meeting held on 9/9/21. Meter installed and locked off on 9/16/21. Chlorination flush completed on 9/22/21. (4/15/22)
C0191-21-01	1939 Continental Place	Single Family Home	Application for New Service submitted and Plan Check Fee received on 4/8/21. 1st Plan check submitted on 4/8/21 and returned on 4/9/21. 2nd Plan check submitted on 4/16/21 and returned on 4/17/21. Issued permit on 2/28/22. Precon held on 3/1/22. Waiting for Contractor to call for Inspection. (4/15/22)
C0192-21-01	1750 Santa Ana Avenue	Single Family Home	Application for New Service submitted on 4/16/21 and Plan Check Fee received on 4/17/21. 1st Plan check submitted on 5/3/21 and returned on 5/3/21. 2nd Plan check submitted on 6/2/21 and returned on 6/4/21. (4/15/22)
C0193-21-01	908 Magellan Street	Single Family Home	Application for New Service submitted on 4/19/21 and Plan Check Fee received on 4/19/21. 1st Plan check submitted on 4/19/21 and returned on 5/3/21. 2nd Plan check submitted on 10/5/21 and returned on 10/5/21. 3rd Plan check submitted on 1/22/22 and returned on 1/22/22. Permit issued on 2/15/22. Waiting for Contractor to call for Inspection. (4/15/22)
C0194-21-01	981 Presidio Drive	Single Family Home	Application for New Service submitted on 4/20/21 and Plan Check Fee received on 4/20/21. 1st Plan check submitted on 9/7/21 and returned on 9/8/21. 2nd Plan check submitted on 10/8/21 and returned on 10/10/21. Permit issued 3/7/22.
C0195-21-01	2247 Donnie Road	Single Family Home	Application for New Service submitted on 4/22/21 and Plan Check Fee received on 6/27/21. 1st Plan check submitted on 6/24/21 and returned on 6/25/21. 2nd Plan check submitted on 6/24/21 and returned on 6/25/21. Permit issued 7/9/21. Precon held on 7/14/21. (4/15/22)
C0198-21-01	257 Knox Place	Single Family Home	Application for New Service submitted on 5/7/21 and Plan Check Fee received on 5/7/21. 1st Plan check submitted on 5/8/21 and returned on 5/9/21. 2nd Plan check submitted on 5/16/21 and returned on 5/17/21. Issued Permit on 6/4/21. Inspector visited site on 11/10/21 to check status of project. Waiting for Contractor to call for inspection. (4/15/22)

## DEVELOPER PROJECT STATUS REPORT

PROJECT STATUS - DEVELOPER PROJECTS			
FILE NO.	PROJECT ADDRESS	PROJECT DESCRIPTION	PROJECT NOTES/STATUS
C0201-21-01	3370 Harbor Blvd. (The Press)	Commercial Property	Application for New Service submitted on 5/12/21 and Plan Check Fee submitted on 5/26/21. 1st Plan check submitted on 5/12/21 and returned on 6/6/21. 2nd Plan check submitted on 6/22/21 and returned on 6/25/21. 3rd Plan Check submitted on 8/10/21 and returned on 8/13/21. Waiting for City follow up with Mesa Water District. (4/14/22)
C0202-21-01	1910 Federal Ave	Single Family Home	Application for New Service submitted on 5/18/21 and Plan Check Fee submitted on 5/18/21. 1st Plan check submitted on 5/25/21 and returned on 6/3/21. 2nd Plan check submitted on 8/30/21 and returned on 8/30/21. 3rd Plan check submitted on 8/31/21 and returned on 9/1/21. Permit issued on 3/7/22.
C0203-21-01	762 Center Street	Single Family Home	Application for New Service submitted on 4/14/21 and Plan Check Fee submitted on 5/26/21. 1st Plan check submitted on 5/26/21 and returned on 6/4/21. (4/15/22)
C0204-21-01	3106 Fernheath Lane	Single Family Home	Application for New Service submitted on 6/2/21 and Plan Check Fee submitted on 6/2/21. 1st Plan check submitted on 6/2/21 and returned on 6/4/21. 2nd Plan check submitted on 6/22/21 and returned on 6/25/21. 3rd Plan check submitted on 6/30/21 and returned on 7/1/21. Permit issued on 9/1/21. Precon held on 11/30/21. (4/15/22)
C0206-21-01	2168 Placentia Avenue	Single Family Home	Application for New Service and Plan Check Fee submitted on 6/11/21. 1st Plan check submitted on 6/11/21 and returned on 6/13/21. 2nd Plan check submitted on 6/23/21 and returned on 6/25/21. 3rd Plan Check submitted on 6/28/21 and returned on 6/28/21. Permit issued on 8/13/21. Precon held on 8/17/21. Waiting for Contractor to call for Inspection. (4/15/22)
C0207-22-01	3078 Roanoke Lane	Single Family Home	Application for New Service and Plan Check Fee submitted on 7/6/21. 1st Plan check submitted on 7/6/21 and returned on 7/9/21. 2nd Plan Check submitted on 12/9/21 and returned on 2/10/22. Permit issued on 2/22/22. Waiting for Contractor to call for Inspection. (4/15/22)
C0208-22-01	1951 Rosemary Place	Single Family Home	Application for New Service and Plan Check Fee submitted on 7/7/21. 1st Plan check submitted on 7/7/21 and returned on 7/9/21. 2nd Plan check submitted on 7/15/21 and returned on 7/15/21. Permit issued on 8/13/21. Inspector visited site on 11/10/21 to check status of project. Waiting for Contractor to call for Inspection. (4/15/22)
C0210-22-01	1730 Bonaire Way	Single Family Home	Application for New Service and Plan Check Fee submitted on 7/21/21. 1st Plan check submitted on 8/3/21 and returned on 8/13/21. 2nd Plan Check submitted on 8/27/21 and returned on 8/27/21. Permit issued on 3/11/22.

## DEVELOPER PROJECT STATUS REPORT

PROJECT STATUS - DEVELOPER PROJECTS			
FILE NO.	PROJECT ADDRESS	PROJECT DESCRIPTION	PROJECT NOTES/STATUS
C0211-22-01	274 Cecil Pl.	Single Family Home	Waiting for Application for New Service. Plan Check Fee submitted on 7/21/21. 1st Plan check submitted on 7/22/21 and returned on 7/30/21. 2nd Plan check submitted on 10/14/21 and returned on 10/15/21. Permit issued on 12/22/21. Waiting for Contractor to call for Inspection. (4/15/22)
C0212-22-02	900 W. 20th Street	Single Family Home	Application for New Service and Plan Check Fee submitted on 11/13/21. 1st Plan Check submitted on 11/13/21 and returned on 11/14/21. 2nd Plan Check submitted on 3/9/22 and returned on 3/12/22. (4/15/22)
C0213-22-01	366 Esther Avenue	Single Family Home	Application for New Service and Plan Check Fee submitted on 7/6/21. 1st Plan check submitted on 7/6/21 and returned on 7/9/21. 2nd Plan check submitted on 8/19/21 and returned on 8/20/21. 3rd Plan Check submitted on 2/10/22 and returned on 2/10/22. (4/4/22)
C0214-22-01	366 Ralcam Place	Single Family Home	Application for New Service submitted on 7/22/21 and Plan Check Fee submitted on 7/29/21. 1st Plan check submitted on 8/2/21 and returned on 8/2/21. 2nd Plan check submitted on 9/7/21 and returned on 9/8/21. (4/4/22)
C0215-22-01	320 Colleen Place	Single Family Home	Application for New Service submitted on 8/2/21 and Plan Check Fee submitted on 8/20/21. 1st Plan check submitted on 8/2/21 and returned on 8/20/21. 2nd Plan check submitted 9/3/21 and returned on 9/5/21. 3rd Plan check submitted on 2/10/22 and returned on 2/10/22. Permit issued on 3/11/22.
C0216-22-01	2750 Harbor Blvd	Commercial Property	Application for New Service submitted on 8/17/21 and waiting for Plan Check Fee. 1st Plan check submitted on 8/17/21 and returned on 8/20/21. 2nd Plan check submitted on 8/20/21 and returned on 9/7/21. (4/12/22)
C0217-22-01	1921 & 1923 Church Street	Two (2) Single Family Homes	Application for New Service submitted on 8/22/21. Plan Check Fee submitted on 1/10/22. 1st Plan check submitted on 8/21/21 and returned on 1/15/22. 2nd Plan check submitted 1/19/22 and returned on 1/23/22. 3rd Plan check submitted on 1/23/22 and returned on 1/23/22. Permit issued on 3/29/22. Precon held on 4/4/22. Hot tap and services installed on 4/11/22. Meters installed and locked off on 4/14/22.
C0220-22-01	3109 Lincoln Way	Single Family Home	Application for New Service and Plan Check Fee submitted on 9/8/21. 1st Plan check submitted on 9/8/21 and returned on 9/8/21. 2nd Plan check submitted on 9/8/21 and returned on 9/14/21. 3rd Plan check submitted on 1/19/22 and returned on 1/19/22. Permit issued on 2/22/22.
C0221-22-01	1370 Adams Avenue	Coast Community College District	Application for New Service submitted on 9/9/21. 1st Plan check submitted on 9/9/21 and returned on 9/10/21. (2/11/22)

## DEVELOPER PROJECT STATUS REPORT

PROJECT STATUS - DEVELOPER PROJECTS			
FILE NO.	PROJECT ADDRESS	PROJECT DESCRIPTION	PROJECT NOTES/STATUS
C0222-22-01	257 Flower Street	Single Family Home	Application for New Service submitted on 9/9/21. and Plan Check Fee submitted on 9/14/21. 1st Plan check submitted on 10/11/21 and returned on 10/11/21. 2nd Plan check submitted on 10/20 and returned on 10/20/21. 3rd Plan Check submitted on 2/16/22 and returned on 2/17/22. Permit issued on 3/11/22.
C0223-22-01	2425 Windward Lane	Single Family Home	Application for New Service submitted on 9/9/21. and Plan Check Fee submitted on 9/14/21. 1st Plan check submitted on 10/20/21 and returned on 10/20/21. 2nd Plan Check submitted on 2/16/22 and returned on 2/17/22. Permit issued on 3/7/22.
C0227-22-01	246 Cecil Place	Single Family Home	Application for New Service submitted on 9/27/21 and Plan Check Fee submitted on 9/28/21. 1st Plan Check submitted on 9/27/21 and returned on 10/9/21. Permit issued on 1/6/22. (4/15/22)
C0228-22-01	319 E. 16th Place	Single Family Home	Application for New Service submitted on 9/29/21 and waiting on the Plan Check Fee submittal. 1st Plan Check submitted on 9/30/21 and returned on 10/9/21. Revised 1st submittal and resubmitted on 10/15/21. 2nd Plan Check submitted on 10/26/21 and returned on 10/29/21. Permit issued on 11/30/21. (4/15/22)
C0229-22-01	401 E. 17th Place	Commercial	Application for New Service submitted on 10/06/21 and the Plan Check Fee submitted on 10/05/21. 1st Plan Check submitted on 10/05/21 and returned 10/9/21. Permit issued on 2/15/22. Precon held on 4/20/22.
C0230-22-01	1945 Placentia Avenue (Units B, F & G)	Commercial	Application for New Service submitted on 10/06/21 and the waiting for Plan Check Fee. 1st Plan Check submitted on 10/05/21 and returned 10/9/21. 2nd Plan Check submitted 11/11/21 and returned on 11/18/21. Permit issued on 2/15/22. Precon held on 3/23/22.
C0231-22-01	456 Esther Street	Single Family Home	Application for New Service and Plan Check Fee submitted on 10/06/21. 1st Plan Check submitted on 10/06/21 and returned on 10/10/21. 2nd Plan check submitted on 10/14/21 and returned on 10/15/21. Permit issued on 11/9/21. Waiting for Contractor to call for Inspection. (4/15/22)
C0232-22-01	462 Costa Mesa Street	Single Family Home	Application for New Service and Plan Check Fee submitted on 10/22/21. 1st Plan Check submitted on 10/22/21 and returned on 10/29/21. 2nd Plan check submitted on 10/29/21 and returned on 10/29/21. Permit issued on 11/9/21. Precon held on 4/18/22.

## DEVELOPER PROJECT STATUS REPORT

PROJECT STATUS - DEVELOPER PROJECTS			
FILE NO.	PROJECT ADDRESS	PROJECT DESCRIPTION	PROJECT NOTES/STATUS
C0233-22-01	473 Ogle Street	Single Family Home	Application for New Service submitted on 10/25/21. Plan Check Fee submitted on 11/1/21. 1st Plan Check submitted on 10/25/21 and returned on 10/29/21. 2nd Plan check submitted on 11/3/21 and returned on 11/5/21. Permit issued on 11/16/21. (4/15/22)
C0234-22-01	1750 Newport Beach	Commercial	Application for New Service submitted on 10/22/21. Plan Check Fee submitted on 11/15/21. 1st Plan Check submitted on 10/25/21 and returned on 11/18/21. 2nd Plan Check submitted on 11/29/21 and returned on 11/30/21. (4/4/22)
C0235-22-01	2000 Kornat Drive	Single Family Home	Application for New Service submitted on 10/29/21. Plan Check Fee submitted on 10/22/21. 1st Plan Check submitted on 10/29/21 and returned on 10/29/21. 2nd Plan Check submitted on 3/29/22 and returned on 4/2/22.
C0237-22-01	862 18th Street	Commercial	Application for New Service submitted on 10/12/21. Plan Check Fee submitted on 11/2/21. 1st Plan Check submitted on 11/5/21 and returned on 11/5/21. 2nd Plan Check submitted on 11/11/21 and returned on 11/13/21. 3rd Plan Check submitted on 1/19/22 and returned on 1/23/22. (4/15/22)
C0238-22-01	236 Loyola Road	Single Family Home	Application for New Service submitted on 11/1/21. Plan Check Fee submitted on 11/2/21. 1st Plan Check submitted on 11/1/21 and returned on 11/5/21. 2nd Plan Check submitted on 11/14/21 and returned on 11/14/21. 3rd Plan Check submitted on 11/16/21 and returned on 11/18/21. Permit issued on 2/28/22. Precon meeting held on 4/5/22.
C0239-22-01	2263 Rutgers Drive	Single Family Home	Application for New Service and Plan Check Fee submitted on 11/4/21. 1st Plan Check submitted on 11/4/21 and returned on 11/5/21. 2nd Plan Check submitted on 12/23/21 and returned to 12/24/21. 3rd Plan Check submitted on 2/6/22 and returned on 2/8/22. Revised 3rd Plan Check submitted 3/7/22 and returned on 3/8/22. (3/26/22)
C0241-22-01	2245 Raleigh Ave	Single Family Home	Application for New Service and Plan Check Fee submitted on 11/8/21. 1st Plan Check submitted on 11/4/21 and returned on 11/14/21. 2nd Plan Check provided on 11/21/21 and returned on 11/23/21. 3rd Plan Check provided on 2/8/22 and returned on 2/8/22. Permit issued on 3/11/22. Precon held on 3/17/22.



## DEVELOPER PROJECT STATUS REPORT

PROJECT STATUS - DEVELOPER PROJECTS			
FILE NO.	PROJECT ADDRESS	PROJECT DESCRIPTION	PROJECT NOTES/STATUS
C0244-22-01	355 Princeton Drive	Single Family Home	Application for New Service submitted on 11/18/21. Waiting for Plan Check Fee. 1st Plan Check submitted on 11/18/21 and returned on 11/23/21. 2nd Plan Check submitted on 12/1/21 and returned on 12/2/21. Permit issued on 12/21/21. Waiting for Contractor to call for Inspection. (4/15/22)
C0247-22-01	2064 Monrovia Avenue	Single Family Home	Application for New Service submitted on 11/29/21. Plan Check Fee submitted on 12/10/21. 1st Plan Check submitted on 11/18/21 and returned on 12/10/21. 2nd Plan Check submitted on 1/5/22 and returned on 1/6/22. 3rd Plan Check submitted on 2/8/22 and returned on 2/8/22. Permit issued on 3/11/22. Precon meeting held on 4/5/22.
C0248-22-01	1396 Galway Lane	Single Family Home	Application for New Service submitted on 1/5/22. Plan Check Fee submitted on 12/23/21. 1st Plan Check submitted on 12/14/21 and returned on 12/24. 2nd Plan Check submitted on 1/5/22 and returned on 1/6/22. Permit issued on 2/15/22. Waiting for Contractor to call for Inspection. (4/15/22)
C0249-22-01	2293 La Playa Drive N	Single Family Home	Waiting for Application for New Service. Plan Check Fee submitted on 12/23/21. Waiting for 1st Plan Check submittal. (4/15/22)
C0250-22-01	1008 West Wilson & 2255 Canyon Dr.	Two Single Family Home	Application for New Service submitted on 1/14/22 and Plan Check Fee submitted on 1/12/22. 1st Plan Check submitted on 1/14/22 and returned on 1/15/22. 2nd Plan Check submitted on 2/7/22 and returned on 2/10/22. 3rd Plan Check submitted on 3/15/22 and returned on 3/18/22. 4th Plan Check submitted on 3/23/22 and returned on 3/26/22.
C0252-22-01	136 E. 21st St, Suite A	Single Family Home	Application for New Service submitted on 1/20/22 and Plan Check Fee submitted on 1/24/22. 1st Plan Check submitted on 1/21/22 and returned on 1/24/22. 2nd Plan Check submitted on 1/25/22 and returned on 1/26/22. 3rd Plan Check submitted on 2/4/22 and returned on 2/4/22. Permit issued on 2/28/22. Precon meeting held on 4/15/22.
C0253-22-01	1965 Tustin Avenue	Single Family Home	Application for New Service submitted on 1/28/22 and Plan Check Fee submitted on 2/6/22. 1st Plan Check submitted on 1/28/22 and returned on 2/11/22. 2nd Plan Check submitted on 2/14/22 and returned on 2/15/22. Permit issued on 4/4/22.

## DEVELOPER PROJECT STATUS REPORT

PROJECT STATUS - DEVELOPER PROJECTS			
FILE NO.	PROJECT ADDRESS	PROJECT DESCRIPTION	PROJECT NOTES/STATUS
C0254-22-01	154 Albert Place	Single Family Home	Application for New Service submitted on 1/28/22 and Plan Check Fee submitted on 2/6/22. 1st Plan Check submitted on 1/28/22 was voided. 1st Plan Check revised and returned on 2/15/22. 2nd Plan Check submitted on 3/4/22 and returned on 3/6/22. 3rd Plan Check submitted on 3/8/22 and returned on 3/12/22. Permit issued on 4/4/22.
C0255-22-01	218 E. 18th Street	Single Family Home	Application for New Service submitted on 1/28/22 and Plan Check Fee submitted on 2/6/22. 1st Plan Check submitted on 1/28/22 and returned on 2/11/22. Revised 1st Plan Check submitted on 2/16/22 and returned on 2/17/22. (4/15/22)
C0256-22-01	970 Governor Street	Single Family Home	Application for New Service submitted on 1/28/22 and Plan Check Fee submitted on 2/6/22. 1st Plan Check submitted on 1/28/22 and returned on 2/11/22. 2nd Plan Check submitted on 3/7/22 and returned on 3/8/22.
C0257-22-01	3143 Bermuda Drive	Single Family Home	Application for New Service and Plan Check Fee submitted on 2/9/22. 1st Plan Check submitted on 2/6/22 and returned on 2/11/22. 2nd Plan Check submittal on 4/14/22 and returned on 4/15/22.
C0258-22-01	2930 Bristol Street	Commercial (The LAB)	Application for New Service and Plan Check Fee submitted on 1/27/22. 1st Plan Check submitted on 3/25/22 and returned on 3/26/22. 2nd Plan Check submitted on 4/12/22 and returned on 4/15/22.
C0259-22-01	530 W. Wilson St	Apartment Complex	Application for New Service submitted on 2/14/22 and Plan Check Fee submitted on 2/15/22. 1st Plan Check submitted on 2/16/22 and returned on 2/22/22. 2nd Plan Check submitted on 3/7/22 and returned on 3/12/22. 3rd Plan Check submitted on 3/21/22 and returned on 3/26/22.
C0260-22-01	268 Hanover Drive	Single Family Home	Application for New Service submitted on 2/15/22 and Plan Check Fee submitted on 2/18/22. 1st Plan Check submitted on 2/17/22 and returned on 2/21/22. 2nd Plan Check submitted on 3/8/22 and returned on 3/12/22. Permit issued on 3/18/22. Precon held on 4/11/22. Hot tap and Services installed on 4/13/22. Shutdown for Abandonment and Meter install on 4/20/22.
C0261-22-01	2040 Paloma Drive	Single Family Home	Application for New Service submitted on 2/20/22. Plan Check Fee submitted on 2/28/22. 1st Plan Check to be submitted on 2/20/22 and returned on 2/28/22. (4/15/22)
C0262-22-01	264 E. 20th Street	Single Family Home	Application for New Service and Plan Check Fee submitted on 3/7/22. 1st Plan Check submitted on 3/7/22 and returned on 3/8/22. 2nd Plan Check submitted on 3/12/22 and returned on 3/12/22.

## DEVELOPER PROJECT STATUS REPORT

PROJECT STATUS - DEVELOPER PROJECTS			
FILE NO.	PROJECT ADDRESS	PROJECT DESCRIPTION	PROJECT NOTES/STATUS
C0263-22-01	257 Sierks Street	Single Family Home	Application for New Service submitted on 3/17/22 and Plan Check Fee submitted on 3/18/22. 1st Plan Check submitted on 3/17/22 and returned on 3/26/22.
C0264-22-01	376 16th Place	Single Family Home	Application for New Service submitted on 3/9/22 and Plan Check Fee submitted on 3/23/22. 1st Plan Check submitted on 3/14/22 and returned on 3/26/22. 2nd Plan Check submitted on 3/31/22 and returned on 4/2/22.
C0265-22-01	1424 Shamrock Lane	Single Family Home	Application for New Service submitted on 3/15/22 and Plan Check Fee submitted on 3/16/22. 1st Plan Check submitted on 3/16/22 and returned on 3/26/22. 2nd Plan Check submitted on 4/4/22 and returned on 4/7/22.
C0266-22-01	3505 Cadillac Ave., Suite F-7	Commercial	Application for New Service submitted on 12/10/21 and Plan Check Fee submitted on 3/17/22. 1st Plan Check submitted on 3/24/22 and returned on 3/26/22.
C0267-22-01	2296 Orange Ave	Single Family Home	Application for New Service submitted on 3/23/22 and Plan Check Fee submitted on 3/22/22. 1st Plan Check submitted on 4/6/22 and returned on 4/7/22. 2nd Plan Check submitted on 4/13/22 and returned on 4/15/22.
C0268-22-01	1040 Spinnaker Run	Single Family Home	Application for New Service submitted on 4/5/22 and Plan Check Fee submitted on 4/6/22. 1st Plan Check submitted on 4/2/22 and returned on 4/7/22. 2nd Plan Check submitted on 4/14/22 and returned on 4/15/22.
C0269-22-01	1749 Newport Blvd	Commercial	Application for New Service submitted on 3/9/22 and Plan Check Fee submitted on 4/6/22. 1st Plan Check submitted on 3/9/22 and returned on 4/9/22
C0270-22-01	2113 Thurin St	Single Family Home	Application for New Service submitted on 3/18/22 and Plan Check Fee submitted on 4/14/22. 1st Plan Check to be submitted on 3/18/22 and returned on 4/15/22.
C0272-22-01	2941 Java Road	Single Family Home	Application for New Service and Plan Check Fee submitted on 4/14/22. 1st Plan Check submitted on 4/14/22 and returned on 4/15/22.

**MESA WATER AND OTHER AGENCY PROJECTS STATUS REPORT**  
**April 2022**

**Project Title:** OC-44 Replacement and Rehabilitation Evaluation and Cathodic Protection Study

**File No.:** M 2034

**Description:** Evaluate potential repair and replacement options.

**Status:** Request for Bids sent out to contractors on February 6, 2019. Six bids received on 3/6/19. E&O Committee recommended award of the contract to lowest bidder (E.J. Meyer Company) on 3/19/19. Kick-off meeting held on 4/25/2019. Reviewed submittals. Met with SARWQB on 5/24/19 and discussed permit requirements w/ Susan Beeson. On 5/30/19 met with OCSD and went over requirements for the Special Purpose Discharge Permit (SPDP). Project Progress meeting on 6/6/19 and coordination meeting with MWD on 6/20/19. Held Permit Status Meeting on 7/11/2019, Traffic Coordination Meeting with Fletcher Jones on 7/23/2019 and Project Progress Meeting on 7/23/2019. Submitted Application Package to OCSD for SPDP on 7/31/2019. Received Special Purpose Discharge Permit from OCSD on 9/1/2019. Coordination meeting with Fletcher Jones and Project Progress Meeting held on 9/11/19. Contractor mobilized on 9/15/19 and started dewatering efforts. Project is substantially complete and line is ready for use. Native planting is complete and the contractor is providing maintenance of planted vegetation. The post-construction walk-through meeting held on 4/30/20. Planting Establishment and 120-day Maintenance Period completed on 7/2/20. The final inspection and walk-through meeting held on 7/23/20. Planting Establishment and Maintenance Report submitted to the regulatory agencies on September 29, 2020. Non-native plant herbiciding was performed on 11/14/20, 5/4/21, and 9/11/21. (4/15/22)

**Project Title:** Pipeline Testing Program

**File No.:** MC 2141

**Description:** Implement Resolution No. 1442 Replacement of Assets to annually perform non-destructive testing of 1% of the distribution system, and destructive testing of segments that are shown to have less than 70% of original wall thickness by non-destructive testing.

**Status:** Three miles of AC pipe constructed in 1956 were selected for non-destructive wall thickness measurement, which occurred during the week of January 14, 2019. The report was received on February 8, 2019. Five AC pipe samples were sent to the testing lab in May 2019, and the wall thickness measurement report was received on June 24, 2019. With more data collected from AC pipe samples, a proposed update of the Res. 1442 Replacement of Assets was approved by the E&O Committee in September 2019. Staff developed a process for classifying pipeline breaks, and provided a class to the Distribution crews on November 21, 2019. Four AC pipe samples collected during valve replacements were sent for EDS testing on January 28, 2020. Lab reports were received on March 19, 2020 and evaluation of the lab results was received on June 12, 2020. MWD/OC performed approximately 40 miles of leak detection and found one suspected pipeline leak. Staff performed a follow up leak

## MESA WATER AND OTHER AGENCY PROJECTS STATUS REPORT

April 2022

detection and could not replicate the suspected leak. Thirteen (13) AC pipe samples collected by staff during valve replacements and break responses were sent for wall thickness measurement, EDS testing, and remaining useful life estimates. Wall thickness lab reports were received and useful life estimate report is expected on February 24, 2021. MWDOC staff performed 30 miles of leak detection for main lines and service laterals in January 2021. A report of their findings found no mainline leaks. 30 additional miles of leak detection was received on March 22, 2021. No mainline leaks were reported. Fourteen samples of AC Pipe were collected as part of valve and hydrant replacements were shipped to the lab for wall thickness measurements on January 20, 2022. The report is expected in April 2022. Leak detection for 90 miles of main line started on April 13, 2022. The report is expected in June 2022. (4/14/2022)

**Project Title:** Chandler & Croddy Wells and Pipeline Project

**File No.:** M18-113

**Description:** Design, documentation, permitting, and construction of two new wells located on Chandler Avenue and Croddy Way in the City of Santa Ana and the distribution pipeline connecting the wells to Mesa Water's supply system.

**Status:** The Chandler Well 12 and Croddy Well 14 and Pipeline Project Team includes Design Engineer TetraTech, Construction Manager Butier Engineering, and Community Outreach Consultant Murakawa & Associates. The project has four phases, with a construction bid package for each phase. The status of each phase is below.

Phase 1: Demolition. Demolition of the existing office buildings at the well site properties was awarded to Standard Demolition on July 9, 2020 and was completed on October 14, 2020.

Phase 2: Well Drilling. Well Drilling was awarded to Zim Industries dba Bakersfield Well & Pump on August 13, 2020. Permits for well drilling were received from Orange County Health Care Agency (OCHCA) on October 7, 2020. Mobilization for drilling at the Croddy Well 14 site started on October 12, 2020. Sound walls were constructed at both sites. Croddy Well 14 drilling is complete. Test pumping produced 4,000 gallons per minute. Water quality depth and well blend sample results indicate good water quality. Chandler Well 12 pilot hole was drilled and samples for the aquifer and the groundwater indicate good water quality to 970 feet. The pilot hole reaming and casing installing was completed during the week of May 3, 2021. Test pumping of Chandler Well 12 produced 4,320 gallons per minute. Water quality depth samples and well blend samples indicate good water quality.

Phase 3: Well Equipping. A contract award to Gateway Pacific was approved at the February 11, 2021 Board of Directors meeting. A project team kickoff meeting was held on March 10, 2021. The team has identified the long lead time items, and is in the submittal process for these items. Mobilization occurred on May 28, 2021. Underground work and concrete forming is mostly complete at both sites. This was facilitated by the receipt of the long awaited SCE permit for the Chandler Well 12 site on March 4, 2022. Well pedestals have been completed and approved by OCHCA. Permits from AQMD for the backup generators and ammonia scrubbers have been issued. Long lead time items affected by the global supply chain continue to arrive. Most of the

## MESA WATER AND OTHER AGENCY PROJECTS STATUS REPORT

April 2022

instrumentation has been received. Chemical tanks were received and set in the chemical facilities in February 2022. Backup diesel generators are expected on March 15, 2022. The well pumps passed witness testing on February 25, 2022. The electrical buildings, well buildings, and site perimeter walls at both sites are being constructed.

Phase 4: Pipeline. The Board authorized execution of a construction contract with Ferreira Construction at the April 27, 2021 Board Committee meeting. Notice to Proceed with the potable water transmission pipeline construction was issued on June 1, 2021. A preconstruction meeting was held on June 15, 2021. The team identified the long lead time items and is in the submittal process. Encroachment permits were obtained by the contractor from the City of Santa Ana on August 12, 2021. The contractor potholed the pipeline alignment to confirm the location and depths to buried utilities in the area. A minor realignment of the Chandler pipeline was designed to avoid unexpected natural gas pipeline and services. Materials for the Croddy Storm Drain arrived in December 2021, and construction of the Croddy storm drain was completed in March 2022. Poor soil conditions were encountered during the Croddy storm drain construction, and the project team is evaluating alternate shoring and dewatering methods for the Croddy pipeline. Materials for the 30" and 16" transmission lines arrived in January and February 2022. Construction of the 30" transmission pipeline on McArthur Boulevard began on March 6, 2022, and is progressing from Croddy Way to the tie in to the distribution system at McArthur and Hyland. (4/14/22)

**Project Title:** SACDA Control Room and Wet Labs Upgrade Project

**File No:** M20-105

**Description:** Relocation of the SCADA Control Room and laboratory, including the addition of an education center.

**Status:** In November 2019, the Board directed staff to proceed with Design Concept 2 of the Mesa Water Reliability Facility Outreach Center. Mesa Water obtained a cost proposal from IBI Group. The scope of work also incorporates the design of two MWRf spare parts storage buildings (located at the MWRf) and wells spare parts storage building (located at Well 7) as part of the design services. The Board approved this item at its 4/9/2020 Board Meeting. The pre-design kick-off meeting was held on 4/27/20. The Conceptual design was reviewed on 6/10/20 and preliminary cost estimate discussed on 7/9/2020. At the August 25, 2020 Committee Meeting the Mesa Water® Education Center building concept was approved by the Board. Additionally, a contract was awarded to Mad Systems for the exhibit design. On September 17, 2020 a final design kick-off meeting was held with the architect and exhibit design teams. On October 6, 2020, the Mesa Water team toured the Albert Robles Center for Water Recycling and Environmental Learning with Mad Systems. On October 15, 2020 the design team held a site visit at the MWRf to discuss landscaping and courtyard concepts. The design team held progress meetings on 10/29/20, 11/12/20, and 11/25/20 to discuss project alternatives and progress. A preliminary landscaping concept was received on 11/25/20. The 50% design submittal was received on 12/15/2020. The comments to the submittal were discussed during progress meetings on 1/21/21 and 2/4/21. 50% Construction Documents were submitted 3/12/21. The

## MESA WATER AND OTHER AGENCY PROJECTS STATUS REPORT

April 2022

project team held detailed design meetings regarding storage buildings, the IT Server Room, and transitional plans to keep the MWRf in service during construction. 6/2/21 the Mesa Water team reviewed and selected finishes for the Education Center and Administration Building. Transitional plans to keep the MWRf in service were finalized and the delivery and setup of the temporary facilities began in October 2021. Mesa Water received proposals for construction management services for the project in early June 2021. A construction manager was selected in June 2021 and they have begun reviewing construction documents. The Draft 100% Construction Documents were submitted on July 29, 2021. Staff reviewed the submittal and provided comments. The revised Construction Documents were submitted on Sep 10, 2021. The Request for Bids for construction was sent out on Sep 13, 2021 and bids were received on October 15, 2021. Three bids were received from qualified contractors. The project was awarded to the recommended contractor on 10/26/21. A Contract was executed with Hamel Contracting and the kick-off meeting was held on November 18, 2021. The contractor has completed the demolition and sub-grade preparation of the Education Center Building. The contractor is currently working on the Administration Building plumbing, electrical rough in, preliminary HVAC, fire protection installation for Administration Building, and sub-grade preparation for the Southwest Storage Building. (4/15/22)

**Project Title:** Wilson Street Pipeline Replacement Project

**File No.:** M21-220A

**Description:** Design, documentation, and permitting for replacement of pipeline in Wilson Avenue between Newport Blvd and Harbor Blvd.

**Status:** Scope of Work and Request for Quotes for the design, documentation, and permitting for the Wilson Avenue Pipeline Replacement Project was prepared and sent to the design consultants on 7/13/2020. Received five proposals on 8/27/20. Water Systems Consultants, Inc (WSC) selected to prepare the design. The Kick-off meeting was held on 8/13/2020. Technical Memorandum No. 1, providing alternative pipeline layouts, was submitted for review on 10/12/20. The 50% Design package was submitted for review on 12/23/20. The comments to the submittal were analyzed and discussed on 2/8/21. The consultant completed the 90% Design Submittal on 3/9/21. The Request for Bids was sent out to contractors on 3/30/21. Eight bids were received on 4/28/21. JA Salazar submitted the lowest bid. The Board authorized execution of a construction contract with JA Salazar at the May 13, 2021 Board meeting. The Contract with JA Salazar was executed on 6/10/21 and the pre-construction meeting for the project was held on 6/24/21. The pre-construction meeting with the City of Costa Mesa was held on 8/12/21 and the contractor started potholing on 8/16/21. Following review of the potholing results, the installation of the mainline started on October 19, 2021. The contractor has completed the installation of the 12-inch PVC line in Wilson St. from Harbor Blvd to Newport Blvd, has constructed all of the tie-ins to the distribution system, and has completed all service line connections to the new 12-inch line. The

## MESA WATER AND OTHER AGENCY PROJECTS STATUS REPORT

April 2022

project is substantially complete and is scheduled to be completed by the end of April 2022. (4/15/22)

**Project Title:** 1951 Cohort Pipeline Replacement Project

**File No.:** M21-220A

**Description:** Design, documentation, and permitting for replacement of 3.5 miles of pipeline in Hamilton St., Pomona Ave., Wallace Ave., Anaheim Ave., and Maple Ave.

**Status:** Scope of Work and Request for Proposals for providing CM services for the Wilson Avenue and 1951 Cohort Pipeline Replacement Projects sent out to As-Needed Consultants on 11/30/20. Five proposals received on 12/14/20. CDM Smith was selected to provide the CM Services.

Scope of Work and Request for Proposals for providing design services for the 1951 Cohort Pipeline Replacement sent out to As-Needed Consultants on 12/1/20. Two proposals were received on 12/15/20. Tetra Tech was selected to prepare the design. The project kick-off meeting was held on 2/2/21. The Consultant delivered Technical Memorandum No. 1 – Alignment Options and Recommendations on 7/9/21 and the Preliminary Design Report 7/21/21. Mesa Water Staff has reviewed Technical Memorandum No. 1 and the Preliminary Design Report. The project's 50% Design Submittal was submitted on 10/29/21 and reviewed by Mesa Water staff. The project team is currently working to complete the 90% Design Submittal. The construction of the 1951 Cohort Pipeline Replacement Project has been moved to years following the CIPR Program. Mesa Water staff is looking into funding opportunities to be able to construct the project within the timeframe of the CIPR Program. (4/15/22)

**Project Title:** Mainline Valve Replacement Project Phases I through IV

**File No.:** M21-220C

**Description:** Design, documentation, and permitting for replacement of mainline valves within the distribution system per the Mainline Valve Spacing Policy.

**Status:** At the October 8, 2020 Board Meeting the Mainline Valve Spacing Policy was approved by the Board. A Scope of Work and Request for Quote for the design, documentation, and permitting for the Mainline Valve Replacement Project was prepared and was sent to on-call design consultants the week of October 19, 2020. Four proposals were received on 11/3/20. Tetra Tech was selected to prepare the final design. The project Kick-off meeting was held on 1/12/21. The Consultant developed the project's permit plan. The 50% Design Submittal was delivered for review on 5/10/21. Mesa Water Staff has completed the testing of shutdowns required for the Phase 1 and 2 valve replacement in September 2021. The Consultant submitted the 90% Design Submittal for Phase 1 on 10/8/21. Staff reviewed the Phase 1 90% and 100% Design Submittals. A Request for Bids for Phase 1 was sent out on 1/10/22 and a Pre-bid meeting held on 1/13/22. Seven bids were received from qualified contractors on 2/3/22. Mesa Water staff reviewed the bids, checked references of the low bid contractor. At the 2/22/22 Committee Meeting the Board approved the award of a contract to the recommended contractor. Staff is working on finalizing the contract and scheduling the pre-construction meeting for Phase 1 of the project. Construction of



## MESA WATER AND OTHER AGENCY PROJECTS STATUS REPORT

April 2022

Phase 1 is schedule to begin in May 2022. For the Phase 2 design, staff has reviewed and returned comments on the Phase 2 90% Design Submittal. The 100% Design Submittal is scheduled for May 2022. The Request for Bid for Phase 2 will be held until construction bids have been received for the Reservoirs 1 and 2 Pump Station Upgrades Project. (4/15/22)

**Project Title:** Reservoirs 1 and 2 Pump Station Upgrades Project

**File No.:** M21-210B2

**Description:** The Reservoir Upgrades Project has several components to increase the efficiency and reliability of Reservoirs 1 and 2: Chemical storage and feed systems (sodium hypochlorite and aqueous ammonia) to help reduce nitrification issues in the distribution system; Pump replacement and conversion of drivers from gas engines to electrical motors; Upgrades to reservoir electrical service through SCE; Installation of diesel generator systems to power the reservoirs in the event of an emergency; Miscellaneous system rehabilitation and upgrades including electrical gear replacement, pipeline rehabilitation, pipeline modifications, and instrument replacement based on the results of site visits and related analyses; and Slurry Dewatering Pit upgrades located at the Reservoir 1 site.

**Status:** Following the approval of the recommendations of the Water, Power, and Supply Chain Reliability Assessment, Mesa Water developed a design scope of work for the Reservoirs 1 and 2 Upgrades Project. A proposal was solicited from a CIPR on-call design consultant and the project's Preliminary and Final Design kicked off in May 2021. A site visit for the project was held with the consultant on 5/17/21. The project team performed a 3-D scan of Reservoir 1 the week of June 7<sup>th</sup> and Reservoir 2 the week of June 14<sup>th</sup>. The consultant delivered a draft version of Technical Memorandum No.1 – Reservoir 1 Site Master Plan and the draft Permit Plan on 7/16/21. Following Mesa Water's review of TM1 and the Permit Plan, the consultant began work on the Preliminary Design Report. The Preliminary Design Report was delivered on 9/7/21 and the Preliminary Design Report Workshop was held on 9/15/21. The design team submitted the 60% Design Submittal in December 2021. Staff reviewed and provided comments on the 60% Design Submittal. The 90% Design Submittal was received in March 2022. Staff has reviewed the submittal and provided comments to the design team. Staff has also solicited a pre-qualification package to several contractors to notify contractors of the upcoming request for bids and develop a list of qualified contracts that will receive the bidding documents. The design team is currently working on the pre-purchase of long lead-time equipment (Reservoir 1 Vertical Turbine Pumps, Electrical Switchgear, and Back-up Generator). The 100% Design Submittal is scheduled for May 2022. (4/15/22)

**Project Title:** Excavation Slurry Dewatering Pit Project

**File No.:** M21-250D

**Description:** Design, documentation, and permitting for a dewatering process that will be constructed in Mesa Water's Operations Yard to provide dewatering for the hydrovac excavation slurry.

## MESA WATER AND OTHER AGENCY PROJECTS STATUS REPORT

April 2022

**Status:** A Scope of Work and Request for Quote for the design, documentation, and permitting for the Excavation Slurry Dewatering Pit Project was prepared and sent to on-call design consultants the week of October 19, 2020. Following selection of an on-call design consultant, the kick-off meeting and site visit were held on 11/30/20. The Draft memo was submitted for review on 2/3/21 and was reviewed by Mesa Water Staff. Mesa Water Staff has provided direction and the design of the Dewatering Pit is included in the scope of work for the Reservoirs 1 and 2 Pump Station Upgrades Project. The Final Technical Memorandum was submitted for review on 6/10/2021. The Dewatering Pit will be designed and constructed as part of the Reservoirs 1 and 2 Pump Station Upgrades Project. (4/15/22)

**Project Title:** Vault Rehabilitation and Abandonment

**File No.:** M21-220B

**Description:** Design and construction of abandonment of obsolete facilities and rehabilitation of one arterial valve on OC-44.

**Status:** NV-5 was selected as the design consultant. Project kickoff was held on September 30, 2020. Site visits for all of the vaults were conducted in October 2020. A preliminary design report was received in November 2020 and review by staff. The current project includes abandoning three vaults on OC-44 and three unused pressure relief stations, and replacing the Bonita Creek Park Arterial Valve on OC-44. Rehabilitation of the interties is on hold pending decisions on the need for the three interties, and will be completed in a future capital program. A CEQA evaluation of the project recommended filing a Categorical Exemption from CEQA. The Categorical Exemption was received on July 2, 2021, and filed with the County of Orange on September 3, 2021. 90% Plans and Specifications were received on July 7, 2021, and were reviewed by staff. The City of Huntington Beach asked that all work requiring an OC-44 shutdown be complete prior to December 2021 due to a planned outage of another import source. The project was put out to bid on August 27, 2021. Four bids were received on September 15, 2021. The construction contract award was awarded at the September 28, 2021 Committee meeting. Notice to Proceed to the selected contractor was provided on October 14, 2021. Contractor mobilized on November 8, 2021 and completed the Phase 1 vaults which required a complete shutdown of the OC-44 pipeline. Phase 1 construction was completed before Thanksgiving 2020, and the 8.1 mile OC-44 pipeline was successfully disinfected and returned to service on December 6, 2020. Phase 2 and Phase 3 of the project are delayed by due to an FAA clearance needed for the site at John Wayne Airport. The FAA clearance letter was received on April 4, 2022, and is being reviewed by staff at John Wayne Airport., The project is expected to be complete in May 2022. (4/14/22)

**Project Title:** Operational IT Infrastructure Security Project

**File No.:** M21-250F

**Description:** The Project will align the Operational IT infrastructure and management model with Mesa Water enterprise IT system standards and CISA recommendations.

## MESA WATER AND OTHER AGENCY PROJECTS STATUS REPORT

April 2022

**Status:** The project kick-off meeting was held on 5/17/2021. The new servers, UPS, and isolated network have been installed and configured. The project team has procured the required switches and equipment. They are currently configuring accounts and groups, setting up fiber connections from the servers to the switches, and finalizing Microsoft Select Plus. (4/15/22)

# Water Quality Call Report

## March 2022

**Date:** 3/10/2022  
**Source:** Phone/Visit  
**Address:** 302 Vista Baya

**Description:** Customer called about a chemical odor in her water that she noticed while she was showering. She couldn't describe the odor. Her husband showered before her and did not notice any odor.

**Outcome:** Customer was not home when staff went to check the water across the street. No odor was observed and chlorine residual was within normal range. Contacted customer and let her know that no odor was observed with the water across the street. Customer acknowledged that she does have a strong sense of smell and declined a site visit. Customer was advised to call back should she have any further concerns.

**Date:** 3/15/2022  
**Source:** Phone  
**Address:** 114 E. 20th Street

**Description:** Customer called and said his water has tasted like "oil" for about 2 months now.

**Outcome:** Customer mentioned he heard that he was on the "list" for unidirectional flushing and thought that might be the reason he could be having issues. He said he was not aware of any neighbors having similar issues and will continue to check the water himself. The customer declined a site visit.

**Date:** 3/23/2022  
**Source:** Phone  
**Address:** 269 22nd Street

**Description:** Customer would like to know how chloramine affects plants, how can he go about mitigating chloramine, and if he can use ascorbic acid to neutralize chloramine.

**Outcome:** Explained to customer that we are not aware of chloramine affecting plants in general but we are not plant experts and he should consult one if he has concerns.

**Date:** 3/23/2022  
**Source:** E-mail  
**Address:** 1545 Lukup Lane, #203  
**Description:** Customer e-mailed saying he was not able to access the Annual Water Quality Report and would like to know how much copper is in the tap water.

**Outcome:** Responded to customer's e-mail with an attached Annual Water Quality Report and explained to him that copper is non-detect. Also explained to customer about the District's Lead and Copper monitoring, results which were well below the Action Level.

**Date:** 3/24/2022  
**Source:** Phone  
**Address:** 290 Victoria Street, #D  
**Description:** Customer inquired whether we test the water for botulism. She heard that it can be used as a weapon of mass destruction to get people ill.

**Outcome:** Explained to customer that Mesa Water is not required to monitor specifically for botulism but has a comprehensive water quality monitoring program.

**Date:** 3/28/2022  
**Source:** Phone  
**Address:** 337 Westbrooke Place  
**Description:** Customer was concerned about the milky water coming from the backyard hose bib and sometimes cloudy water in the bathroom sink.

**Outcome:** Confirmed with customer that the milky water clears up after a minute or two. Explained to customer that the milky water is likely entrapped air.

**Date:** 3/30/2022  
**Source:** Phone/Visit  
**Address:** 264 E. 18th Street  
**Description:** Customer reported having discolored water at all fixtures in the home.

**Outcome:** Distribution crews were conducting unidirectional flushing in the area and some sediments were stirred up with the lateral lines. Staff flushed the water on the property until it cleared and customer was assured the water was safe to use.

**Date:** 3/30/2022  
**Source:** Phone/Visit  
**Address:** 1903 Federal Avenue  
**Description:** Customer called concerned about an off chemical/"funky moldy" odor that has been continuous since early March 2022 and is isolated to plumbing in the kitchen area.

**Outcome:** During the site visit, customer provided samples of water from the front kitchen sink and the back kitchen faucet. Staff did not observe any odor in the water samples but customer seems to notice the odor more on the cold water and less with the hot water. Chlorine residual were within normal range. The water from a nearby hydrant was checked and no odor was observed. Customer may have internal plumbing issues contributing to the odor.

Water Operations Status Report  
July 1, 2021 - March 31, 2022

Operations Department Status Report	Wk Unit	Plan Days	Act Days	Plan Qty	Act Qty	Plan Cost	Actual Cost
<b>01 - HYDRANTS</b>							
WD-0101 - HYDRANT MAINTENANCE	HYDRANTS	133	139	2537	2700	\$53,719	\$58,354
WD-0102 - HYDRANT PAINTING	HYDRANTS	11	13	317	178	\$4,458	\$5,041
WD-0103 - HYDRANT REPAIR	HYDRANTS	30	28	45	51	\$11,144	\$14,160
<b>Program 01 TOTAL</b>		174	180			\$69,321	\$77,555
<b>02 - VALVES</b>							
WD-0201 - DISTRIBUTION VALVE MAINTENANCE	VALVES	90	126	1804	2726	\$40,199	\$52,797
WD-0202 - NIGHT VALVE MAINTENANCE	VALVES	6	0	82	0	\$3,004	\$0
<b>Program 02 TOTAL</b>		96	126			\$43,203	\$52,797
<b>03 - METERS</b>							
CS-0301 - NEW METER INSTALLATION	METERS	14	5	78	31	\$62,203	\$11,819
CS-0302 - RAISE REPLACE METER BOX	BOXES	6	2	59	12	\$2,625	\$937
CS-0303 - METER LEAK INVESTIGATION/REPAIR	INV/REP	10	6	152	74	\$4,095	\$2,531
CS-0305 - ANGLE STOP/BALL VALVE REPLACE	REPLACE	30	51	76	122	\$18,653	\$19,968
CS-0306 - LARGE METER TEST/REPAIR - C	TESTS	18	9	88	73	\$7,092	\$3,256
WD-0305 - ANGLE STOP/BALL VALVE REPLACE	REPLACE	20	2	39	2	\$12,462	\$635
<b>Program 03 TOTAL</b>		97	75			\$107,130	\$39,146
<b>04 - MAIN LINES</b>							
WD-0401 - MAIN LINE REPAIR	REPAIRS	75	74	15	9	\$45,753	\$39,210
WD-0402 - AIR VAC MAINTENANCE/REPAIR	REPAIRS	20	19	119	210	\$7,872	\$8,049
<b>Program 04 TOTAL</b>		95	93			\$53,625	\$47,259
<b>05 - SERVICE LINES</b>							
WD-0501 - SERVICE LINE REPAIR	REPAIRS	43	57	16	16	\$22,044	\$30,109
<b>Program 05 TOTAL</b>		43	57			\$22,044	\$30,109
<b>06 - CAPITAL</b>							
CAP FH - CAPITAL HYDRANT UPGRADE	HYDRANTS	125	213	19	30	\$122,090	\$171,400
CAP MV - CAPITAL MAINLINE VALVE REPLACE	VALVES	106	80	19	13	\$85,274	\$50,527
CAP SL - CAPITAL SERVICE LINE REPLACE	SERVICES	28	9	8	1	\$18,315	\$4,143
CAP SS - CAPITAL SAMPLE STATION REPLACE	STATIONS	3	2	3	6	\$1,570	\$924
CAP WLS- CAPITAL WATER LOSS STUDY	METERS	25	29	253	204	\$34,404	\$27,735
CAP LM - CAPITAL LARGE METERS	METERS	6	0	38	1	\$14,866	\$744
CAP SM - CAPITAL SMALL METERS	METERS	13	9	188	82	\$18,175	\$11,048
CIPR- ENGINEERING WORK	HOURS	410	181	3473	1631	\$170,044	\$79,282
<b>Program 06 TOTAL</b>		715	523			\$464,738	\$345,803
<b>TOTAL</b>						\$760,061	\$592,669

# Payment Listing by Class

3/1/2022 - 3/31/2022

Vendor Name	Check #/Count	Payment Date	Invoice Number	Invoice Description	Payment Amount
PLACENTIA LIBRARY FRIENDS FOUNDATION	000005834	03/03/22	AL2201	SPONSORSHIP	\$480.00
	<b>1</b>				<b>\$480.00</b>
<b>Total</b>	<b>1</b>				<b>\$480.00</b>
<b>CAPITAL</b>					
BUTIER CONSULTING ENGINEERS	000005953	03/24/22	C005MWD	M21-250A1 SCADA ROOM UPGRADE	\$27,437.50
		03/24/22	B020MWD	M18-100 CHANDLER & CRODDY	\$77,745.59
	<b>1</b>				<b>\$105,183.09</b>
CAROLLO ENGINEERS	000005965	03/24/22	FB21032	E400-0012 GIS HYDRAULIC MODEL	\$8,763.05
	<b>1</b>				<b>\$8,763.05</b>
CDM SMITH, INC	000005898	03/10/22	90146296	M21-270 STAFF AUGMENTATION	\$10,357.11
	000005966	03/24/22	90146294	M21-220A WILSON & 1951 COHORT	\$25,499.42
	<b>2</b>				<b>\$35,856.53</b>
MURAKAWA COMMUNICATIONS, INC.	000005870	03/10/22	MESA WATER-21	M20-109 PUBLIC OUTREACH	\$8,957.50
	<b>1</b>				<b>\$8,957.50</b>
NV5, INC.	000005835	03/03/22	256640	M21-220B VAULT REHAB ABANDON	\$4,120.00
		03/03/22	256721	M21-220B VAULT REHAB ABANDON	\$2,805.00
	000005983	03/24/22	259608	M21-220B VAULT REHAB ABANDON	\$1,545.00
	<b>2</b>				<b>\$8,470.00</b>
TETRA TECH, INC	000005904	03/10/22	51821254	M21-220C MAINLINE VALVE REPLC	\$27,179.50
	000005959	03/24/22	51868140	M21-220D PLASTIC SERVICE LINE	\$12,135.00
		03/24/22	51868023	M21-220A COHORT PIPELINE	\$22,438.00
		03/24/22	51860935	M18-100 CHANDLER & CRODDY	\$14,430.00
	<b>2</b>				<b>\$76,182.50</b>
WA RASIC CONSTRUCTION CO.	000005992	03/24/22	02RET	M20-100 METER TECH PILOT PRGRM	\$9,181.00



# Payment Listing by Class

3/1/2022 - 3/31/2022

Vendor Name	Check #/Count	Payment Date	Invoice Number	Invoice Description	Payment Amount
WA RASIC CONSTRUCTION CO.	000005992	03/24/22	04RET	M20-100 METER TECH PILOT PRGRM	\$3,670.33
		03/24/22	06RET	M20-100 METER TECH PILOT PRGM	\$1,771.84
		03/24/22	01RET	M20-100 METER TECH PILOT PRGRM	\$3,364.14
		03/24/22	03RET	M20-100 METER TECH PILOT PRGRM	\$7,398.97
		03/24/22	05RET	M20-100 METER TECH PILOT PRGM	\$9,198.24
	<b>1</b>				<b>\$34,584.52</b>
<b>Total CAPITAL</b>	<b>10</b>				<b>\$277,997.19</b>
<b>CHECK SIGNATURE EXEMPT</b>					
SOUTHERN CALIFORNIA EDISON CO	000005791	03/03/22	700461094089J AN(2)	ELECTRICITY - OCT- JAN 2022	\$67.62
	000005957	03/24/22	700461094089F EB22	ELECTRICITY - FEBRUARY 2022	\$111,898.77
	000006006	03/24/22	460256	M18-100 CHANDLER & CRODDY	\$2,674.32
	<b>3</b>				<b>\$114,640.71</b>
<b>Total CHECK SIGNATURE EXEMPT</b>	<b>3</b>				<b>\$114,640.71</b>
<b>DEPARTMENT EXPENSE</b>					
ACWA	000005894	03/10/22	INV010354	SPONSORSHIP	\$6,000.00
	<b>1</b>				<b>\$6,000.00</b>
ACWA JOINT POWERS INSURANCE AUTHORITY	000005911	03/17/22	APR22EAP	APRIL 2022 EAP	\$133.28
	<b>1</b>				<b>\$133.28</b>
AMERICAN WATER WORKS ASSOCIATION	000005961	03/24/22	7001998138	5/2022-4/2023 Mem. Renew - Kay	\$302.00
	<b>1</b>				<b>\$302.00</b>
AWWA RESEARCH FOUNDATION	000006011	03/31/22	032522	2022 New Membership - Dir. FB	\$302.00
	<b>1</b>				<b>\$302.00</b>
CALIFORNIA WATER EFFICIENCY PARTNERSHIP	000005943	03/17/22	MD-2022-160	2022 Membership Renewal	\$2,075.80
	<b>1</b>				<b>\$2,075.80</b>
CALPERS BENEFIT PAYMENTS	ACH	03/03/22	03032022	PPE 2/10/22	\$41,212.45
		03/17/22	031722	PPE 2/24	\$40,398.83
		03/03/22	16715253	PA HEALTH PREMIUM	\$6,778.93
		03/03/22	16715239	HEALTH PREMIUM	\$60,735.09

# Payment Listing by Class

3/1/2022 - 3/31/2022

Vendor Name	Check #/Count	Payment Date	Invoice Number	Invoice Description	Payment Amount
	1				\$149,125.30
COLONIAL LIFE & ACCIDENT INS	000005847	03/10/22	8892333030820 6	INSURANCE PPE 02/25/22	\$184.49
	1				\$184.49
GUARDIAN	000005788	03/03/22	00430941MAR2 2	MAR 22 DENTAL INSURANCE	\$5,460.57
	1				\$5,460.57
HOOVER PRINTING	000006002	03/24/22	97753	DESIGN WORK	\$150.00
		03/24/22	97754	PRINTING - NEWSLETTER	\$2,494.41
	1				\$2,644.41
INSTITUTE FOR CONSERVATION RESEARCH AND EDUCATION	000006020	03/31/22	108	SPONSORSHIP	\$10,000.00
	1				\$10,000.00
ORANGE COUNTY BUSINESS JOURNAL	000005836	03/03/22	0222330150656	ACWA CLASSIFIED AD	\$2,250.00
	1				\$2,250.00
ORANGE COUNTY EMPLOYEES ASSN	000005873	03/10/22	OCEA PPE 03/02/22	MEMBERSHIP DUES 03/02/22	\$295.20
	000006022	03/31/22	OCEA PPE 03/30/22	MEMBERSHIP DUES 03/30/22	\$295.20
	2				\$590.40
VISION SERVICE PLAN - (CA)	000005792	03/03/22	814466970	MAR 2022 VISION INSURANCE	\$1,292.26
	1				\$1,292.26
VISTA DEL VERDE LANDSCAPE	000005886	03/10/22	36243	LANDSCAPE MAINT FEES - MAR	\$2,743.79
	000006042	03/31/22	36291	LANDSCAPE IMPROVEMENTS	\$3,920.00
	2				\$6,663.79
<b>Total DEPARTMENT EXPENSE</b>	<b>16</b>				<b>\$187,024.30</b>
<b>GENERAL AND ADMINISTRATIVE</b>					
24 CARROTS CATERING	000005793	03/03/22	100411	MESA WATER BREAKFAST	\$609.97
	1				\$609.97
360 BC GROUP INC.	000005844	03/10/22	30214	WEBSITE MAINTENANCE - FEB	\$2,000.00
	1				\$2,000.00
ALAN'S LAWNMOWER & GARDEN CENTER	000005939	03/17/22	1080270	SUPPLIES	\$183.27
		03/17/22	1080276	HUSQVARNA FUEL	\$205.22
	1				\$388.49

# Payment Listing by Class

3/1/2022 - 3/31/2022

Vendor Name	Check #/Count	Payment Date	Invoice Number	Invoice Description	Payment Amount
AT&T MOBILITY	000005786	03/03/22	87306005081X0 2152022	WIRELESS COMM 02/08-03/07	\$338.44
	000005840	03/10/22	87295684390X0 2162022	WIRELESS COMM 02/09-03/08	\$655.01
	<b>2</b>				<b>\$993.45</b>
ATKINSON, ANDELSON, LOYA, RUUD & ROMO	000005841	03/10/22	643239	LEGAL SERVICES - JANUARY	\$6,777.23
	000006010	03/31/22	644887	LEGAL SERVICES - FEBRUARY	\$8,142.24
	<b>2</b>				<b>\$14,919.47</b>
BAKER EQUIPMENT RENTAL	000005913	03/17/22	84478	SUPPLIES	\$25.86
	<b>1</b>				<b>\$25.86</b>
BERK DEVELOPMENT, LLC	000005825	03/03/22	CHEQ00099007 951	03706400 Overpayment	\$81.43
	<b>1</b>				<b>\$81.43</b>
BLACK & VEATCH	000005796	03/03/22	6708759	PROFESSIONAL SERVICES	\$2,790.00
	<b>1</b>				<b>\$2,790.00</b>
BLUECOSMO SATELLITE COMMUNICATIONS	000005845	03/10/22	BU01421544	SATELLITE PHONE SERVICE	\$92.68
	000006012	03/31/22	BU01431980	SATELLITE PHONE SERVICE	\$99.66
	<b>2</b>				<b>\$192.34</b>
BOLLAND AND ASSOCIATES	000005962	03/24/22	220303	REGULATORY CONSULTING FEE	\$1,050.00
	<b>1</b>				<b>\$1,050.00</b>
BONNIE MATTHEWS	000005952	03/23/22	03232022	ARTIST SUPPLIES FOR WHALE	\$500.00
	<b>1</b>				<b>\$500.00</b>
BRENDA DEELEY PR LLC	000005797	03/03/22	1345	CONSULTING FEE FEBRUARY 2022	\$12,250.00
	<b>1</b>				<b>\$12,250.00</b>
BROWN & CALDWELL	000005896	03/10/22	12435992	M21-210B2 RES 1,2 UPGRADES	\$25,574.31
	<b>1</b>				<b>\$25,574.31</b>
BSI AMERICA PROFESSIONAL SERVICES INC.	000005963	03/24/22	72480	EHS SUPPORT SERVICES	\$11,442.00
	<b>1</b>				<b>\$11,442.00</b>
CALIFORNIA ADVOCATES INC.	000005964	03/24/22	032234	PROFESSIONAL SERVICES	\$7,700.00
	<b>1</b>				<b>\$7,700.00</b>

# Payment Listing by Class

3/1/2022 - 3/31/2022

Vendor Name	Check #/Count	Payment Date	Invoice Number	Invoice Description	Payment Amount
CANON FINANCIAL SERVICES, INC.	000005998	03/24/22	27969616	PRINTER EQUIPMENT LEASE	\$2,000.93
		03/24/22	28115847	PRINTER EQUIPMENT LEASE	\$2,000.93
	<b>1</b>				<b>\$4,001.86</b>
CCS ORANGE COUNTY JANITORIAL INC.	000005849	03/10/22	546215	JANITORIAL SERVICES	\$3,933.67
	000005969	03/24/22	80734890	JANITORIAL SUPPLIES	\$49.82
	<b>2</b>				<b>\$3,983.49</b>
CHARLES L. SWEAZY	000005864	03/10/22	25552	BACKFLOW REPAIR	\$1,302.00
	<b>1</b>				<b>\$1,302.00</b>
CHARLES LUCAS	000005822	03/03/22	CHEQ00099007 948	05121300 Overpayment	\$44.02
	<b>1</b>				<b>\$44.02</b>
CHARTER COMMUNICATIONS HOLDINGS, LLC	000005897	03/10/22	1201986010201 22	INTERNET - MWRF	\$1,370.43
	000005968	03/24/22	1201986010302 22	INTERNET - MWRF	\$1,370.43
	<b>2</b>				<b>\$2,740.86</b>
CHRISTINE NEUMANN	000005909	03/10/22	C0164-21-01	C0164-21-01 PLAN CHECK REFUND	\$1,108.00
	<b>1</b>				<b>\$1,108.00</b>
CNA SURETY	000005787	03/03/22	15533804-22-23	CA NOTARY E&O INSURANCE	\$300.00
	<b>1</b>				<b>\$300.00</b>
COGSDALE SOFTWARE CORPORATION	000005846	03/10/22	CT0005825	PROFESSIONAL SERVICES	\$525.00
	<b>1</b>				<b>\$525.00</b>
CONSOLIDATED CONTRACTING SERVICES, INC.	000005891	03/10/22	CHEQ00099007 957	20077700 Cheque Deposits 20077	\$1,253.58
	<b>1</b>				<b>\$1,253.58</b>
COSTA MESA COLLISION AND AUTO PAINTING	000005899	03/10/22	3286	AUTO REPAIR	\$2,980.41
	000005942	03/17/22	3300	TRUCK REPAIR	\$2,629.43
	<b>2</b>				<b>\$5,609.84</b>
COTTONE MARKETING SVCS., INC./THE EMBROIDERY STORE	000005850	03/10/22	49061217	MWD EMBROIDERED SERVICE	\$232.91
	<b>1</b>				<b>\$232.91</b>
DANNY LETNER INC., DBA LETNER ROOFING CO.	000005789	03/03/22	57930RET	M20-104 WELL 5,9 ROOF REPLCMNT	\$8,981.03

# Payment Listing by Class

3/1/2022 - 3/31/2022

Vendor Name	Check #/Count	Payment Date	Invoice Number	Invoice Description	Payment Amount
DANNY LETNER INC., DBA LETNER ROOFING CO.	000005789	03/03/22	58173RET	M20-104 WELL 5,9 ROOF REPLCMNT	\$1,418.12
	<b>1</b>				<b>\$10,399.15</b>
EAN SERVICES LLC	000005914	03/17/22	29212447	TRUCK RENTAL	\$2,371.94
	<b>1</b>				<b>\$2,371.94</b>
ECAMSECURE	000005852	03/10/22	787059	M21-250A1 MONTHLY SERVICES	\$289.52
		03/10/22	787058	M21-250A1 MONTHLY SERVICES	\$285.54
	<b>1</b>				<b>\$575.06</b>
ELAN ONE	0176048	03/03/22	030322	FEBRUARY CHARGES	\$17,130.66
	<b>1</b>				<b>\$17,130.66</b>
EMEDCO	000005973	03/24/22	9349137513	SAFETY SUPPLIES	\$50.63
	<b>1</b>				<b>\$50.63</b>
EMPOWER	ACH	03/07/22	30222 457B	PPE 3/2/22 457B	\$20,971.59
		03/07/22	30222 MATCH	PPE 3/2/22 MATCH	\$9,402.12
		03/07/22	322022 401A	PPE 3/2/22 401A	\$1,028.96
		03/18/22	31622 457	CHECK 3/16/22 457	\$21,042.59
		03/18/22	31622 MATCH	CHECK 3/16/22 MATCH	\$7,606.12
		03/18/22	31622 401A	CHECK 3/16/22 401A	\$1,028.96
	<b>1</b>				<b>\$61,080.34</b>
ENTERPRISE FM TRUST	000005975	03/24/22	FBN4426420	AUTO LEASES - MARCH 2022	\$1,025.68
	<b>1</b>				<b>\$1,025.68</b>
ENVIRONMENTAL SYSTEMS RESEARCH INSTITUTE, INC.	000006014	03/31/22	94217390	E400-0012 ARIS ONLINE	\$600.00
	<b>1</b>				<b>\$600.00</b>
ESTANCIA BOOSTERS	000005915	03/17/22	020222	SPONSORSHIP	\$250.00
	<b>1</b>				<b>\$250.00</b>
FERGUSON PLUMBING	000005801	03/03/22	1053483	TOOLS & EQUIPMENT	\$46.43
	<b>1</b>				<b>\$46.43</b>
FERREIRA COASTAL CONSTRUCTION CO.	000005954	03/24/22	03	M18-100 CHANDER & CRODDY	\$156,313.57
	<b>1</b>				<b>\$156,313.57</b>
FM THOMAS AIR CONDITIONING INC	000005977	03/24/22	43605	QUARTERLY MAINTENANCE	\$1,111.00
	<b>1</b>				<b>\$1,111.00</b>

# Payment Listing by Class

3/1/2022 - 3/31/2022

Vendor Name	Check #/Count	Payment Date	Invoice Number	Invoice Description	Payment Amount
FOGCO SYSTEMS INC	000006016	03/31/22	0065076-IN	SUPPLIES	\$95.83
	<b>1</b>				<b>\$95.83</b>
FRONTIER COMMUNICATIONS	000005802	03/03/22	17945FEB22	DDS LINE 02/13-03/12	\$119.45
	000006017	03/31/22	17945MAR22	DDS LINE 03/13-04/12	\$109.96
	<b>2</b>				<b>\$229.41</b>
FULL CIRCLE RECYCLING	000005803	03/03/22	27463	RECYCLING SERVICES	\$133.50
	<b>1</b>				<b>\$133.50</b>
GATEWAY PACIFIC CONTRACTORS, INC.	000005955	03/24/22	07	M18-100 CHANDLER & CRODDY	\$642,228.50
		03/24/22	09	M18-100 CHANDLER & CRODDY	\$996,217.50
		03/24/22	08	M18-100 CHANDLER & CRODDY	\$798,190.00
	<b>1</b>				<b>\$2,436,636.00</b>
GEIGER	000005804	03/03/22	4677297	MWD PROMO ITEMS	\$2,781.82
	<b>1</b>				<b>\$2,781.82</b>
HAMEL CONTRACTING, INC.	000006158	03/17/22	1	M21-250A1 SCADA CONTROL ROOM	\$141,847.87
	0176049	03/17/22	2	M21-250A1 SCADA CONTROL ROOM	\$47,968.64
	<b>2</b>				<b>\$189,816.51</b>
HERC RENTALS	000005832	03/03/22	32637538-003	DUMP TRUCK RENTAL	\$2,980.85
	<b>1</b>				<b>\$2,980.85</b>
INFOSEND INC	000005805	03/03/22	207721	RATE NOTICE MAILER	\$422.13
		03/03/22	207495	CUSTOMER BILLING SERVICE	\$1,756.93
		03/03/22	207713	WINDOW ENVELOPES	\$700.00
		03/03/22	207750	CUSTOMER BILLING SERVICE	\$1,100.59
	000005859	03/10/22	207966	CUSTOMER BILLING SERVICE	\$1,849.61
		03/10/22	208917	PROGRAMMING FEE	\$300.00
	000005979	03/24/22	208918	MAILER INSERT	\$83.21
		03/24/22	208961	CUSTOMER BILLING SERVICE	\$2,011.54
	000006037	03/31/22	209149	CUSTOMER BILLING SERVICE	\$1,567.69

# Payment Listing by Class

3/1/2022 - 3/31/2022

Vendor Name	Check #/Count	Payment Date	Invoice Number	Invoice Description	Payment Amount
INFOSEND INC	000006037	03/31/22	209363	PROGRAMMING FEE	\$300.00
		03/31/22	209411	CUSTOMER BILLING SERVICE	\$1,343.68
	<b>4</b>				<b>\$11,435.38</b>
JB BOSTICK COMPANY, INC.	000005828	03/03/22	CHEQ00099007 954	20072200 Overpayment	\$292.48
	<b>1</b>				<b>\$292.48</b>
JOHN ROBINSON CONSULTING, INC.	000005861	03/10/22	MW201901-35	CONSULTING SERVICES	\$13,575.00
	<b>1</b>				<b>\$13,575.00</b>
KLEEN KRAFT SERVICES	000005862	03/10/22	1097227	UNIFORMS, MATS, TOWELS	\$249.78
		03/10/22	1097891	UNIFORMS, MATS, TOWELS	\$249.78
	000005918	03/17/22	1098557	UNIFORMS, MATS, TOWELS	\$231.39
	000005980	03/24/22	1099213	UNIFORMS, MATS, TOWELS	\$223.94
	<b>3</b>				<b>\$954.89</b>
KRISTIN ABELMAN	000005937	03/17/22	CHEQ00099007 958	03609800 Cheque Deposits 03609	\$94.28
	<b>1</b>				<b>\$94.28</b>
LA CONSULTING INC	000005900	03/10/22	0015316	M21-104 WATER SYS ENHANCEMNT	\$3,241.20
	000005944	03/17/22	015322	PERFORMANCE AUDIT FY21	\$1,458.50
		03/17/22	0015333	CMMS SUPPORT SERVICES	\$1,270.00
	<b>2</b>				<b>\$5,969.70</b>
LAWRY'S CARVERY	000005820	03/03/22	CHEQ00099007 946	06805000 Overpayment	\$567.05
	<b>1</b>				<b>\$567.05</b>
LENIN RAYA	000005829	03/03/22	CHEQ00099007 955	05901500 Overpayment	\$506.71
	<b>1</b>				<b>\$506.71</b>
LET'S GEL	000005866	03/10/22	720766	OFFICE SUPPLIES	\$228.93
	<b>1</b>				<b>\$228.93</b>
LIEBERT CASSIDY WHITMORE	000005867	03/10/22	212640	PROFESSIONAL SERVICES - JAN	\$1,278.00
		03/10/22	212014	PROFESSIONAL SERVICES - JAN	\$2,748.65

# Payment Listing by Class

3/1/2022 - 3/31/2022

Vendor Name	Check #/Count	Payment Date	Invoice Number	Invoice Description	Payment Amount
	<b>1</b>				<b>\$4,026.65</b>
LINDSAY BLANCIAK	000005817	03/03/22	CHEQ00099007 942	00421000 Cheque Deposits 00421	\$158.90
	<b>1</b>				<b>\$158.90</b>
LOOMIS ARMORED US, LLC DBA LOOMIS	000005919	03/17/22	12982116	MONTHLY ARMORED CAR SERVICE	\$109.28
	<b>1</b>				<b>\$109.28</b>
MEDIA ANALYTICS LTD	000006021	03/31/22	32498	FY22 SUBSCRIPTION	\$630.00
	<b>1</b>				<b>\$630.00</b>
MIRAFLORES, INC.	000005818	03/03/22	CHEQ00099007 943	00913600 Overpayment	\$169.07
		03/03/22	CHEQ00099007 944	00913500 Overpayment	\$88.25
	<b>1</b>				<b>\$257.32</b>
MORAN CONSULTING, INC.	000005981	03/24/22	3875	CS ONGOING SUPPORT	\$24,000.00
	<b>1</b>				<b>\$24,000.00</b>
MOUSE GRAPHICS	000005807	03/03/22	446184	M21-220A WILSON DOOR HANGERS	\$336.94
	000005869	03/10/22	445497	DESIGN 6X4 NOTE CARD	\$324.33
	<b>2</b>				<b>\$661.27</b>
MURDOCH HEIDEMAN	000005824	03/03/22	CHEQ00099007 950	01713300 Overpayment	\$75.67
	<b>1</b>				<b>\$75.67</b>
NATEC INTERNATIONAL INC.	000006003	03/24/22	207231	SAFETY TRAINING	\$190.00
		03/24/22	207335	SAFETY TRAINING	\$1,095.00
		03/24/22	207300	SAFETY TRAINING	\$1,095.00
	<b>1</b>				<b>\$2,380.00</b>
NATIONAL WATER RESEARCH INSTITUTE	000005946	03/17/22	2022-06	SPONSORSHIP	\$1,000.00
	<b>1</b>				<b>\$1,000.00</b>
NEWPORT MESA SCHOOLS FOUNDATION	000005982	03/24/22	115	SPONSORSHIP	\$1,000.00
	<b>1</b>				<b>\$1,000.00</b>
NEXTDAY DELIVERY SERVICE, LLC	000005907	03/10/22	798062	MAIL DELIVERY SVCS	\$167.40
	<b>1</b>				<b>\$167.40</b>
NOACK AWARDS & ENGRAVING INC	000005808	03/03/22	27378	LASER ENGRAVING	\$30.17
	000005920	03/17/22	27429	LASER ENGRAVING	\$447.16



# Payment Listing by Class

3/1/2022 - 3/31/2022

Vendor Name	Check #/Count	Payment Date	Invoice Number	Invoice Description	Payment Amount
	2				\$477.33
NTH GENERATION COMPUTING INC.	000005921	03/17/22	40400TM	AUDIT PLAN SUPPORT	\$4,275.00
	1				\$4,275.00
OHLUND MANAGEMENT & TECHNICAL SERVICES, LLC	000005809	03/03/22	22-001	CONSULTING FEE	\$2,925.00
		03/03/22	21-005	CONSULTING FEE	\$2,825.00
		03/03/22	21-004	CONSULTING FEE	\$2,625.00
		03/03/22	21-006	CONSULTING FEE	\$2,825.00
		03/03/22	21-008	CONSULTING FEE	\$2,625.00
		03/03/22	21-007	CONSULTING FEE	\$4,125.00
		03/03/22	21-009	CONSULTING FEE	\$2,625.00
	1				\$20,575.00
O'NEIL STORAGE #0481	000005922	03/17/22	2202050	FILE STORAGE - FEBRUARY 2022	\$460.12
	1				\$460.12
ORANGE COUNTY TANK TESTING	000005984	03/24/22	23234	DIESEL TANK REPAIR	\$291.05
	1				\$291.05
ORANGE COUNTY WATER ASSOCIATION	000005790	03/03/22	04520	2022 Agency Membership Bundle	\$250.00
	1				\$250.00
OSTS INC	000005923	03/17/22	56308	TRAFFIC CONTROL TRAINING	\$4,485.00
	1				\$4,485.00
PETE'S ROAD SERVICE	000005924	03/17/22	569476-000	TIRE REPAIR - UNIT 87	\$361.82
	1				\$361.82
PRECISION DIESEL	000005926	03/17/22	058962	SERVICE CALL	\$1,463.93
	000006039	03/31/22	059013	SERVICE CALL	\$1,025.51
		03/31/22	059011	SERVICE CALL	\$1,033.88
	2				\$3,523.32
PTM GENERAL ENGINEERING	000005892	03/10/22	CHEQ00099007 956	20076600 Cheque Deposits 20076	\$792.80
	1				\$792.80
QUADIENT FINANCE USA, INC	000005930	03/17/22	3751FEB22	POSTAGE - FEBRUARY 2022	\$723.04
	1				\$723.04
QUADIENT LEASING USA, INC	000005868	03/10/22	N9291168	LEASE - MAIL EQUIPMENT	\$883.31

# Payment Listing by Class

3/1/2022 - 3/31/2022

Vendor Name	Check #/Count	Payment Date	Invoice Number	Invoice Description	Payment Amount
	1				\$883.31
RAFTELIS FINANCIAL CONSULTANTS	000005927	03/17/22	22666	POTABLE&RECYCLED WATER COS	\$2,797.50
	1				\$2,797.50
RAYNE WATER SYSTEMS	000005876	03/10/22	30486MAR22	SOFT WATER SERVICE - MAR 2022	\$44.50
	1				\$44.50
RICHARD KELLY	000005960	03/24/22	CHEQ00099007959	00417400 Cheque Deposits 00417	\$285.27
	1				\$285.27
ROBERT LEIGHTON	000006034	03/31/22	CHEQ00099007962	00109200 Cheque Deposits 00109	\$111.15
	1				\$111.15
ROBIN'S JEANS RETAIL, INC.	000005821	03/03/22	CHEQ00099007947	30000896 Overpayment	\$28.93
	1				\$28.93
SOUTHERN CALIFORNIA WATER COALITION	000005947	03/17/22	1575	CY22 Membership renewal	\$1,000.00
	1				\$1,000.00
SPARTAK YEGHYAN	000006033	03/31/22	CHEQ00099007961	04101200 Cheque Deposits 04101	\$24.94
	1				\$24.94
STEVE MADDEN RETAIL, INC.	000005819	03/03/22	CHEQ00099007945	06810400 Overpayment	\$69.76
	1				\$69.76
T.E. ROBERTS, INC.	000005838	03/10/22	02	M21-220B VAULT REHAB ABANDMNT	\$73,948.00
	1				\$73,948.00
T2 TECHNOLOGY GROUP, LLC	000005785	03/03/22	00307535	IT SUPPORT - JANUARY	\$44,161.50
		03/03/22	00307536	IT SUPPORT - JANUARY	\$28,131.00
		03/03/22	00307538	NIMBLE REPLACEMENT	\$2,743.00
		03/03/22	5062	M21-120A AWS CLOUD	\$7,893.42
		03/03/22	00307537	M21-250F INFRASTRUCTURE SEC	\$19,487.00
		03/03/22	5060		\$40,083.00

# Payment Listing by Class

3/1/2022 - 3/31/2022

Vendor Name	Check #/Count	Payment Date	Invoice Number	Invoice Description	Payment Amount
T2 TECHNOLOGY GROUP, LLC	000005958	03/24/22	00307555	M21-250F INFRASTRUCTURE SEC	\$2,009.00
		03/24/22	00307556	NIMBLE REPLACEMENT	\$14,559.00
		03/24/22	5067	Receivings Transaction Entry	\$9,538.50
		03/24/22	5068	M21-120A AWS CLOUD	\$8,800.00
		03/24/22	00307554	IT SUPPORT - FEBRUARY	\$37,012.00
		03/24/22	00307553	IT SUPPORT - FEBRUARY	\$38,168.50
	<b>2</b>				<b>\$252,585.92</b>
THEODORE ROBINS FORD	000005949	03/17/22	C64756	AUTO REPAIRS & MAINTENANCE	\$82.86
		03/17/22	C64828	AUTO REPAIRS & MAINTENANCE	\$90.00
		03/17/22	C64832	AUTO REPAIRS & MAINTENANCE	\$90.00
		03/17/22	C64822	AUTO REPAIRS & MAINTENANCE	\$90.00
		03/17/22	C64826	AUTO REPAIRS & MAINTENANCE	\$90.00
		03/17/22	C64829	AUTO REPAIRS & MAINTENANCE	\$90.00
		03/17/22	C64830	AUTO REPAIRS & MAINTENANCE	\$90.00
		03/17/22	C64827	AUTO REPAIRS & MAINTENANCE	\$90.00
		03/17/22	C63573	AUTO REPAIRS & MAINTENANCE	\$9,794.60
		03/17/22	C64823	AUTO REPAIRS & MAINTENANCE	\$90.00
		03/17/22	C64831	AUTO REPAIRS & MAINTENANCE	\$90.00
		03/17/22	C64820	AUTO REPAIRS & MAINTENANCE	\$90.00
		03/17/22	C64819	AUTO REPAIRS & MAINTENANCE	\$90.00
		03/17/22	C64824	AUTO REPAIRS & MAINTENANCE	\$90.00
		03/17/22	C64821	AUTO REPAIRS & MAINTENANCE	\$90.00

# Payment Listing by Class

3/1/2022 - 3/31/2022

Vendor Name	Check #/Count	Payment Date	Invoice Number	Invoice Description	Payment Amount	
THEODORE ROBINS FORD	000006007	03/24/22	C64834	AUTO REPAIRS & MAINTENANCE	\$90.00	
		03/24/22	C64814	AUTO REPAIRS & MAINTENANCE	\$918.88	
		03/24/22	C62425	AUTO REPAIRS & MAINTENANCE	\$25.08	
		03/24/22	C64825	AUTO REPAIRS & MAINTENANCE	\$90.00	
		03/24/22	C64833	AUTO REPAIRS & MAINTENANCE	\$90.00	
		03/24/22	C65029	AUTO REPAIRS & MAINTENANCE	\$274.49	
		03/24/22	C64983	AUTO REPAIRS & MAINTENANCE	\$208.21	
		03/24/22	C62424	AUTO REPAIRS & MAINTENANCE	\$60.23	
	000006041	03/31/22	C65483	AUTO REPAIRS & MAINTENANCE	\$83.86	
		03/31/22	C65449	AUTO REPAIRS & MAINTENANCE	\$90.13	
		03/31/22	C65370	AUTO REPAIRS & MAINTENANCE	\$382.09	
		03/31/22	C65296	AUTO REPAIRS & MAINTENANCE	\$341.44	
		03/31/22	C65149	AUTO REPAIRS & MAINTENANCE	\$798.12	
	<b>3</b>					<b>\$14,499.99</b>
	THOMAS WICKE	000005827	03/03/22	CHEQ00099007 953	05403400 Overpayment	\$146.47
<b>1</b>					<b>\$146.47</b>	
TIME WARNER CABLE	000005879	03/10/22	1048224021922	INTERNET - DISTRICT	\$2,248.00	
	000006008	03/24/22	1774795030622	INTERNET - DISTRICT	\$97.98	
		03/24/22	0012934030322	INERNET - DISTRICT	\$382.91	
<b>2</b>					<b>\$2,728.89</b>	
TK ELEVATOR	000005929	03/17/22	3006477173	ELEVATOR MAINTENANCE 3/1-- 5/31	\$2,545.60	
<b>1</b>					<b>\$2,545.60</b>	
TONERTOWN	000005987	03/24/22	7660	OFFICE SUPPLIES	\$170.25	
<b>1</b>					<b>\$170.25</b>	
TUSTIN URGENT CARE, APC DBA XPRESS URGENT CARE HUTINGTON BEACH	000005935	03/17/22	3092	MEDICAL SERVICES	\$4,200.00	

# Payment Listing by Class

3/1/2022 - 3/31/2022

Vendor Name	Check #/Count	Payment Date	Invoice Number	Invoice Description	Payment Amount
	1				\$4,200.00
UNIVERSAL WASTE SYSTEMS, INC	000005813	03/03/22	0001393614	WASTE REMOVAL - MARCH	\$114.35
	1				\$114.35
US POSTAL SERVICE	000005932	03/17/22	5008-2022	PO BOX ANNUAL FEE	\$1,340.00
	1				\$1,340.00
VENTURE: EXECUTIVE SEARCH TEAM, LLC	000005815	03/03/22	211231PCTP	CONSULTING & TRAINING OCT-DEC	\$24,875.00
	1				\$24,875.00
VERIZON WIRELESS	000005885	03/10/22	9899730582	MOBILE INTERNET 01/17-2/16	\$1,898.05
	1				\$1,898.05
WASTE MANAGEMENT OF OC	000005906	03/10/22	0399010-2884-3	TR CONTAINER RENTAL MAR22	\$1,340.47
		03/10/22	7956322-0149-2	TR CONTAINER RENTAL FEB22	\$525.00
	1				\$1,865.47
WATER SYSTEMS CONSULTING, INC.	000005993	03/24/22	6455	M21-220A WILSON PIPELINE REPLC	\$2,445.00
	1				\$2,445.00
WE SAVE BEES	000006030	03/31/22	9968	BEE REMOVAL SERVICES	\$195.00
	1				\$195.00
WESTERN EXTERMINATOR COMPANY	000005816	03/03/22	13579227	PEST CONTROL - DISTRICT	\$100.75
		03/03/22	13579228	PEST CONTROL - MWRF	\$101.00
	000005994	03/24/22	14750613	PEST CONTROL - DISTRICT	\$100.75
	000006031	03/31/22	14750614	PEST CONTROL - MWRF	\$101.00
	3				\$403.50
WIENERSCHNITZEL #48	000006032	03/31/22	CHEQ00099007 960	06501000 Cheque Deposits 06501	\$52.48
	1				\$52.48
WILLIAMS SCOTSMAN INC.	000005995	03/24/22	10475783	M21-250A1 SCADA & LAB UPGRADE	\$3,587.75
	1				\$3,587.75
YOLANDA MICHAELS	000005823	03/03/22	CHEQ00099007 949	06124600 Overpayment	\$56.22
	1				\$56.22

# Payment Listing by Class

3/1/2022 - 3/31/2022

Vendor Name	Check #/Count	Payment Date	Invoice Number	Invoice Description	Payment Amount
YORKE ENGINEERING, LLC	000005889	03/10/22	28530	AQ & ES ENVIRONMENTAL SERVICE	\$897.50
	000005936	03/17/22	28529	AQ & ES ENVIRONMENTAL SERVICES	\$3,323.00
	<b>2</b>				<b>\$4,220.50</b>
ZAYO GROUP HOLDINGS, INC. DBA ZAYO GROUP LLC	000005890	03/10/22	2022030035347	M21-120A AWS CIRCUIT	\$2,101.10
	<b>1</b>				<b>\$2,101.10</b>
ZWART DESIGN GROUP, INC.	000005826	03/03/22	CHEQ00099007 952	30000362 Overpayment	\$112.19
	<b>1</b>				<b>\$112.19</b>
<b>Total GENERAL AND ADMINISTRATIVE</b>	<b>132</b>				<b>\$3,488,889.74</b>
<b>PROJECT REFUNDS</b>					
CRB BUILDERS	000005851	03/10/22	031022	REFUND 3030 AIRWAY AVENUE	\$3,324.00
	<b>1</b>				<b>\$3,324.00</b>
<b>Total PROJECT REFUNDS</b>	<b>1</b>				<b>\$3,324.00</b>
<b>RETIREE CHECKS</b>					
ALAN COOK	000005794	03/03/22	030122	MAR 2022 INSURANCE SUBSIDY	\$88.83
	<b>1</b>				<b>\$88.83</b>
ART HERNANDEZ	000005795	03/03/22	030122	MAR 2022 INSURANCE SUBSIDY	\$173.08
	<b>1</b>				<b>\$173.08</b>
COLEEN L MONTELEONE	000005848	03/10/22	030122	MAR 2022 INSURANCE SUBSIDY	\$235.00
	<b>1</b>				<b>\$235.00</b>
DIANA LEACH	000005799	03/03/22	030122	MAR 2022 INSURANCE SUBSIDY	\$271.06
	<b>1</b>				<b>\$271.06</b>
LORI MULLER	000005833	03/03/22	030122	MAR 2022 INSURANCE SUBSIDY	\$88.83
	<b>1</b>				<b>\$88.83</b>
<b>Total RETIREE CHECKS</b>	<b>5</b>				<b>\$856.80</b>
<b>VARIOUS</b>					
AC POZOS ELECTRIC CORPORATION	000005893	03/10/22	ACP2022-1037	ELECTRICAL REPAIRS	\$375.00
		03/10/22	ACP2022-1044	ELECTRICAL REPAIRS	\$750.00

# Payment Listing by Class

3/1/2022 - 3/31/2022

Vendor Name	Check #/Count	Payment Date	Invoice Number	Invoice Description	Payment Amount
	1				\$1,125.00
AMAZON BUSINESS	000005830	03/03/22	1J4K-FTT1-GRQV	OFFICE SUPPLIES	\$332.47
		03/03/22	1YDD-7LPT-699C	OFFICE SUPPLIES	\$53.85
		03/03/22	1FTN-V9HW-1K9W	OFFICE SUPPLIES	\$18.20
		03/03/22	1LQV-YVMT-MJLM	OFFICE SUPPLIES	\$15.49
		03/03/22	1TVY-VX9K-7FPY	OFFICE SUPPLIES	\$28.79
	000005895	03/10/22	11JH-9DNC-MM1N	OFFICE SUPPLIES	\$183.50
		03/10/22	1F9G-CKTM-7K7K	OFFICE SUPPLIES	\$20.46
		03/10/22	1L1T-NW9Q-6G6K	OFFICE SUPPLIES	\$18.30
		03/10/22	1M7P-4VLF-D4GL	OFFICE SUPPLIES	\$18.30
		03/10/22	14CN-JWJN-17QV	M21-250A1 SCADA CONTROL ROOM	\$301.59
		03/10/22	11MD-61CK-1TP4	OFFICE SUPPLIES	\$26.49
	000005938	03/17/22	147H-TKWJ-W111	OFFICE SUPPLIES	\$118.56
	000005996	03/24/22	19DN-V9VR-XMYT	OFFICE SUPPLIES	\$19.91
		03/24/22	1MM7-VWRH-9J7D	OFFICE SUPPLIES	\$72.69
		03/24/22	1QM3-PWXV-FKFC	OFFICE SUPPLIES	\$30.09
		03/24/22	1CL7-7GTQ-FKYD	OFFICE SUPPLIES	\$17.77
		03/24/22	14R4-DQMV-G136	OFFICE SUPPLIES	\$14.49
		03/24/22	1WNP-Q3GD-GKFQ	OFFICE SUPPLIES	\$15.49
		03/24/22	1YLV-7JCR-QWWW	OFFICE SUPPLIES	\$67.44
		03/24/22	1NK7-QNNK-RL6Y	OFFICE SUPPLIES	\$5.14
		03/24/22	1FX6-1QYJ-1NFC	OFFICE SUPPLIES	\$91.36
		03/24/22	1HD3-Y7F3-Y7CK	OFFICE SUPPLIES	\$41.14

# Payment Listing by Class

3/1/2022 - 3/31/2022

Vendor Name	Check #/Count	Payment Date	Invoice Number	Invoice Description	Payment Amount
AMAZON BUSINESS	000005996	03/24/22	1PYQ-HMWJ-JNXM	OFFICE SUPPLIES	\$133.63
	000006035	03/31/22	1T6G-4MXD-36N7	OFFICE SUPPLIES	\$102.65
		03/31/22	1MCH-4KG6-JT9V	OFFICE SUPPLIES	\$15.99
		03/31/22	1M9P-JT7T-VF93	OFFICE SUPPLIES	\$122.78
		03/31/22	1QLW-3FG4-FJRG	OFFICE SUPPLIES	\$42.46
		03/31/22	1T6G-4MXD-Q6QN	OFFICE SUPPLIES	\$6.72
<b>5</b>					<b>\$1,935.75</b>
ASHLEY KAY ART	000005839	03/10/22	2022-34	ARTWORK	\$2,550.00
<b>1</b>					<b>\$2,550.00</b>
AT&T	000005831	03/03/22	000017701469	ACCT# 9391061444 JANUARY	\$67.56
		03/03/22	000017700611	ACCT# 9391055284 JANUARY	\$4,741.23
	000005997	03/24/22	000017838928	ACCT# 9391055284 FEBRUARY	\$4,761.36
		03/24/22	000017839786	ACCT# 9391061444 FEBRUARY	\$67.56
<b>2</b>					<b>\$9,637.71</b>
AUTOMATED GATE SERVICES INC.	000005842	03/10/22	62814205	GATE REPAIR	\$1,225.00
<b>1</b>					<b>\$1,225.00</b>
CASE COMMUNICATIONS	000005798	03/03/22	020822	SPONSORSHIP - KOCI RADIO	\$2,400.00
<b>1</b>					<b>\$2,400.00</b>
CITADEL ENVIRONMENTAL SERVICES INC	000005999	03/24/22	0029618	EHS AUDIT YEAR 4	\$4,771.61
<b>1</b>					<b>\$4,771.61</b>
DION & SONS, INC	000006000	03/24/22	787966	DIESEL FUEL	\$2,434.80
		03/24/22	787968	GASOLINE	\$14,632.23
<b>1</b>					<b>\$17,067.03</b>
DON WOLF & ASSOCIATES INC	000005971	03/24/22	41005	TESTO TRAINING	\$1,200.00
<b>1</b>					<b>\$1,200.00</b>
ELITE EQUIPMENT	000005853	03/10/22	45031	REPAIRS	\$885.71
	000005972	03/24/22	45112	REPAIRS	\$491.65
	000006036	03/31/22	45164	REPAIRS	\$3,022.39



# Payment Listing by Class

3/1/2022 - 3/31/2022

Vendor Name	Check #/Count	Payment Date	Invoice Number	Invoice Description	Payment Amount
ELITE EQUIPMENT	000006036	03/31/22	45165	REPAIRS	\$483.63
		03/31/22	45158	REPAIRS	\$320.50
	<b>3</b>				<b>\$5,203.88</b>
EMISSION COMPLIANT CONTROLS CORP	000005974	03/24/22	PS05347	ENGINE REPAIRS	\$3,325.72
	<b>1</b>				<b>\$3,325.72</b>
FEDERAL EXPRESS CORPORATION	000005800	03/03/22	7-663-92144	SHIPPING SERVICES	\$280.83
	000005854	03/10/22	7-671-39247	SHIPPING SERVICES	\$50.76
	000005976	03/24/22	7-686-84477	SHIPPING SERVICES	\$338.67
		03/24/22	7-678-53718	SHIPPING SERVICES	\$368.02
	000006015	03/31/22	7-694-29589	SHIPPING SERVICES	\$187.65
	<b>4</b>				<b>\$1,225.93</b>
FOUR WIND INTERACTIVE	000005855	03/10/22	INV0598949	IT EQUIPMENT	\$715.00
	<b>1</b>				<b>\$715.00</b>
GCI CONSTRUCTION, INC.	000005910	03/10/22	5168	M22-003 ON CALL AIR GAPS COVER	\$15,000.00
	<b>1</b>				<b>\$15,000.00</b>
GRAINGER	000005856	03/10/22	9216925595	SAFETY TOOLS & EQUIPMENT	\$124.40
		03/10/22	9210182540	SAFETY TOOLS & EQUIPMENT	\$1,322.69
	<b>1</b>				<b>\$1,447.09</b>
HACH COMPANY	000005857	03/10/22	12898438	WATER QUALITY SUPPLIES	\$91.44
		03/10/22	12900081	WATER QUALITY SUPPLIES	\$267.78
		03/10/22	12896172	WATER QUALITY SUPPLIES	\$2,056.56
		03/10/22	12900012	WATER QUALITY SUPPLIES	\$301.08
	000006001	03/24/22	12930769	WATER QUALITY SUPPLIES	\$1,344.07
		03/24/22	12930772	WATER QUALITY SUPPLIES	\$7,331.18
		03/24/22	12851389	WATER QUALITY SUPPLIES	\$152.68
		03/24/22	12869869	WATER QUALITY SUPPLIES	\$61.20
		03/24/22	12930771	WATER QUALITY SUPPLIES	\$4,657.08

# Payment Listing by Class

3/1/2022 - 3/31/2022

Vendor Name	Check #/Count	Payment Date	Invoice Number	Invoice Description	Payment Amount
HACH COMPANY	000006001	03/24/22	12853082	WATER QUALITY SUPPLIES	\$55.04
		03/24/22	12918392	WATER QUALITY SUPPLIES	\$124.99
	000006018	03/31/22	12918397	WATER QUALITY SUPPLIES	\$101.76
	<b>3</b>				<b>\$16,544.86</b>
HANKS ELECTRICAL SUPPLIES	000005858	03/10/22	505462397	ELECTRICAL SUPPLIES	\$177.28
	000005978	03/24/22	505462678	ELECTRICAL SUPPLIES	\$208.73
	000006019	03/31/22	505462847	ELECTRICAL SUPPLIES	\$238.84
	<b>3</b>				<b>\$624.85</b>
JA SALAZAR CONSTRUCTION & SUPPLY	000005956	03/24/22	411-4	M21-220A WILSON PIPELINE REPLC	\$233,557.50
					<b>\$233,557.50</b>
KOFF AND ASSOCIATES	000005863	03/10/22	014178	PROFESSIONAL SERVICES	\$1,007.50
					<b>\$1,007.50</b>
LEWIS CONSULTING GROUP	000005806	03/03/22	2022-103	GOV'T RELATIONS SERVICES	\$5,000.00
					<b>\$5,000.00</b>
ORANGE COUNTY HOSE CO	000005902	03/10/22	161787	WATER HOSE & FITTINGS	\$322.99
	000006005	03/24/22	161805	WATER HOSE & FITTINGS	\$322.99
					<b>\$645.98</b>
PRIME SYSTEMS INDUSTRIAL AUTOMATION	000005985	03/24/22	0825-28	SCADA SYSTEM SUPPORT	\$5,371.22
	000006025	03/31/22	0825-29	M18-100 CHANDLER & CRODDY	\$2,944.00
					<b>\$8,315.22</b>
SHERWIN WILLIAMS COMPANY	000005878	03/10/22	6628-7	PAINTING SUPPLIES	\$150.52
	000005928	03/17/22	6745-9	PAINTING SUPPLIES	\$331.63
					<b>\$482.15</b>
SOUTHERN CALIFORNIA GAS CO	000005837	03/03/22	05200799004FE B22	NATURAL GAS, RES 2, FEB 2022	\$4,175.08
		03/03/22	08940813002JA N22	NATURAL GAS, RES 1, JAN 2022	\$2,218.12
		03/03/22	08520813000FE B22	NATURAL GAS, DISTRICT FEB 2022	\$67.90

# Payment Listing by Class

3/1/2022 - 3/31/2022

SOUTHERN CALIFORNIA GAS CO	000005837	03/03/22	08940813002FE B22	NATURAL GAS, RES 1, FEB 2022	\$1,096.59
	000005877	03/10/22	05060829008FE B22	NATURAL GAS, WELL 5. FEB 2022	\$19,667.59
	000006026	03/31/22	05200799004M AR22	NATURAL GAS,, RES 2, MAR 2022	\$2,854.35
	<b>3</b>				<b>\$30,079.63</b>
STIVERS & ASSOCIATES INC.	000005948	03/17/22	12-879	MWRF LANDSCAPE CONSULTANT	\$450.00
	000006040	03/31/22	12-882	MWRF LANDSCAPE CONSULTING	\$450.00
		03/31/22	12-881	LANDSCAPE CONSULTING	\$1,750.00
	<b>2</b>				<b>\$2,650.00</b>
THE HOME DEPOT COMMERCIAL ACCT	000005917	03/17/22	1915FEB22	TOOLS & EQUIPMENT	\$1,387.57
		<b>1</b>			<b>\$1,387.57</b>
TYCO/ JOHNSON CONTROLS	000005989	03/24/22	36992149	INSTALL BADGE READERS	\$6,121.86
		<b>1</b>			<b>\$6,121.86</b>
UNITED INTERIORS	000005990	03/24/22	5775	FURNITURE	\$2,234.57
		<b>1</b>			<b>\$2,234.57</b>
USA BLUEBOOK	000005931	03/17/22	874662	WATER OPS SUPPLIES	\$555.92
		03/17/22	850821	WATER OPS SUPPLIES	\$284.03
		03/17/22	850500	WATER OPS SUPPLIES	\$3,585.60
	<b>1</b>				<b>\$4,425.55</b>
VALLEY POWER	000005884	03/10/22	B07049	WATER OPS SUPPLIES	\$643.15
		<b>1</b>			<b>\$643.15</b>
VONAGE HOLDINGS CORPORATION	000005887	03/10/22	2155511	TELEPHONE SERVICES	\$10,508.85
		<b>1</b>			<b>\$10,508.85</b>
WECK ANALYTICAL ENVIRONMENTAL SERVICES INC.	000006029	03/31/22	70882	WATER QUALITY ANALYSIS	\$3,649.50
		<b>1</b>			<b>\$3,649.50</b>
WESTBOUND COMMUNICATIONS	000005934	03/17/22	4797	DIGITAL & SOCIAL MEDIA SERVICE	\$5,683.26
		<b>1</b>			<b>\$5,683.26</b>
WHITTINGHAM PUBLIC AFFAIRS ADVISORS	000005905	03/10/22	001453	SCAQMD CONSULTING	\$1,306.25
		<b>1</b>			<b>\$1,306.25</b>

# Payment Listing by Class

3/1/2022 - 3/31/2022

Vendor Name	Check #/Count	Payment Date	Invoice Number	Invoice Description	Payment Amount
<b>Total VARIOUS</b>	<b>54</b>				<b>\$403,697.97</b>
<b>WATER SUPPLY</b>					
AIRGAS USA LLC	000005912	03/17/22	9986923967	CYLINDER RENTAL	\$118.32
	<b>1</b>				<b>\$118.32</b>
CULLIGAN OF SANTA ANA	000006013	03/31/22	1253019	WATER SOFTENER - SALT	\$1,349.07
	<b>1</b>				<b>\$1,349.07</b>
LINDE INC.	000005875	03/10/22	69262829	CARBON DIOXIDE	\$4,183.72
		03/10/22	69279891	CARBON DIOXIDE TANK RENTAL	\$2,862.92
	000006024	03/31/22	69458858	CARBON DIOXIDE	\$4,713.34
	<b>2</b>				<b>\$11,759.98</b>
MUNICIPAL WATER DISTRICT OF OC	000005901	03/10/22	16935	EMERGENCY SUPPLIES	\$3,735.00
		03/10/22	16944	SPONSORSHIP	\$850.00
	0176052	03/17/22	2582	SMART TIMERS - JANUARY 2022	\$777.00
	WIRE	03/17/22	16952	SHARED SVC YEAR 111	\$18,506.00
	<b>3</b>				<b>\$23,868.00</b>
NALCO WATER PRETREATMENT SOLUTIONS	000005871	03/10/22	2612419	MWRF GARDEN SUPPLIES	\$551.42
	<b>1</b>				<b>\$551.42</b>
OCWD	WIRE	03/29/22	24038	FEB 2022 GAP WATER	\$55,087.55
		03/03/22	23988	GAP JANUARY 2022	\$22,706.45
	<b>1</b>				<b>\$77,794.00</b>
PACIFIC STAR CHEMICAL DBA NORTHSTAR CHEMICAL	000005872	03/10/22	217044	SOD HYPO	\$3,024.48
		03/10/22	217585	SOD HYPO	\$1,092.18
		03/10/22	217584	SOD HYPO	\$2,676.80
	000006004	03/24/22	217969	SOD HYPO	\$180.95
		03/24/22	217966	SOD HYPO	\$1,227.89
		03/24/22	217968	SOD HYPO	\$2,502.31
		03/24/22	217967	SOD HYPO	\$1,585.92
		03/24/22	217965	SOD HYPO	\$1,711.86
		03/24/22	218425	SOD HYPO	\$3,399.31
		03/24/22	218423	SOD HYPO	\$2,274.82
		03/24/22	218424	SOD HYPO	\$258.50

# Payment Listing by Class

3/1/2022 - 3/31/2022

Vendor Name	Check #/Count	Payment Date	Invoice Number	Invoice Description	Payment Amount
PACIFIC STAR CHEMICAL DBA NORTHSTAR CHEMICAL	000006038	03/31/22	219033	SOD HYPO	\$2,316.18
		03/31/22	219032	SOD HYPO	\$1,739.72
	<b>3</b>				<b>\$23,990.92</b>
SEPARATION PROCESSES, INC	000005986	03/24/22	10392	SUPPORT SERVICES	\$2,103.50
	<b>1</b>				<b>\$2,103.50</b>
TESTOIL	000006027	03/31/22	320451	OIL TESTING	\$445.38
	<b>1</b>				<b>\$445.38</b>
UNITED WATERWORKS INC.	000005814	03/03/22	S100104656.001	WATER OPS SUPPLIES	\$2,449.75
	000005883	03/10/22	S100106175.001	WATER OPS SUPPLIES	\$3,637.65
	000005950	03/17/22	S100103676.003	WATER OPS SUPPLIES	\$942.46
		03/17/22	S100106020.002	WATER OPS SUPPLIES	\$731.64
		03/17/22	S100106020.001	WATER OPS SUPPLIES	\$9,020.01
	<b>3</b>				<b>\$16,781.51</b>
<b>Total WATER SUPPLY</b>	<b>16</b>				<b>\$158,762.10</b>
<b>WATER SYSTEM</b>					
ALS TRUESDAIL LABORATORIES INC	000005812	03/03/22	522200729	WATER QUALITY TESTING	\$27.50
	000005880	03/10/22	522200883	WATER QUALITY TESTING	\$22.00
	000005988	03/24/22	522201030	WATER QUALITY TESTING	\$11.00
		03/24/22	522201002	WATER QUALITY TESTING	\$11.00
	000006028	03/31/22	522201057	WATER QUALITY TESTING	\$22.00
	<b>4</b>				<b>\$93.50</b>
BADGER METER INC.	000005843	03/10/22	80093223	METER CELLULAR ENDPOINTS	\$226.95
	000005940	03/17/22	1489864	METERS	\$1,058.93
		03/17/22	1490330	METERS	\$299.92
	<b>2</b>				<b>\$1,585.80</b>
CHARLES P CROWLEY	000005967	03/24/22	29523	WATER OPS PARTS	\$393.83
	<b>1</b>				<b>\$393.83</b>
CLA-VAL	000005941	03/17/22	839200	REPAIRS	\$7,924.42
		03/17/22	839199	REPAIRS	\$3,100.54

# Payment Listing by Class

3/1/2022 - 3/31/2022

Vendor Name	Check #/Count	Payment Date	Invoice Number	Invoice Description	Payment Amount
CLA-VAL	000005941	03/17/22	837770	REPAIRS	\$8,710.19
		03/17/22	839198	REPAIRS	\$3,870.58
		03/17/22	839197	REPAIRS	\$4,139.82
<b>1</b>					<b>\$27,745.55</b>
DIG SAFE BOARD	000005970	03/24/22	DSB20210499	DIG SAFE BOARD FEES	\$212.88
		<b>1</b>			
EWLES MATERIALS INC	000005916	03/17/22	435020	BOBTAIL DUMP FEES	\$270.00
		<b>1</b>			
IRVINE PIPE & SUPPLY	000005860	03/10/22	1039158	PIPE FITTINGS & SUPPLIES	\$2,444.96
		<b>1</b>			
LARRY'S BUILDING MATERIALS	000005865	03/10/22	CM-135582	M22-001FH PAVING MATERIALS	\$36.37
		03/10/22	CM-135581	M22-001FH PAVING MATERIALS	\$63.28
	000005945	03/17/22	CM-135724	PAVING MATERIALS	\$169.58
		03/17/22	CM-135801	PAVING MATERIALS	\$77.58
		03/17/22	CM-135740	PAVING MATERIALS	\$53.83
<b>2</b>					<b>\$400.64</b>
LINDE GAS & EQUIPMENT INC.	000005810	03/03/22	68874823	WELDING SUPPLIES	\$1,430.53
	000005925	03/17/22	69000170	TANK RENTAL	\$177.46
	000006023	03/31/22	69562449	TANK RENTAL	\$162.16
<b>3</b>					<b>\$1,770.15</b>
OMAR & SON'S TRUCKING	000005903	03/10/22	6807	DIRT HAULING	\$808.00
		<b>1</b>			
OMEGA ENGINEERING, INC	000005874	03/10/22	0227322	M21-250A1 SCADA ROOM UPDATES	\$3,342.00
		<b>1</b>			
RELIABLE MONITORING SERVICES	000005811	03/03/22	2122965	GAS DETECTION SYS-CALIBRATE	\$450.00
		03/03/22	2122964	GAS DETECTION SYS-CALIBRATE	\$450.00
<b>1</b>					<b>\$900.00</b>
SOUTH COAST A.Q.M.D.	000006009	03/24/22	3954658	FLAT FEE - LAST FY EMISSIONS	\$142.59
		03/24/22	3954660	FLAT FEE - LAST FY EMISSIONS	\$142.59

# Payment Listing by Class

3/1/2022 - 3/31/2022

Vendor Name	Check #/Count	Payment Date	Invoice Number	Invoice Description	Payment Amount
SOUTH COAST A.Q.M.D.	000006009	03/24/22	3951296	RENEWAL FEES - AMMONIA TANK	\$880.30
		03/24/22	3951297	RENEWAL FEE:ICE EM ELEC GEN	\$880.30
		03/24/22	3951139	RENEWAL FEES - AMMONIA TANK	\$440.15
		03/24/22	3954256	FLAT FEE - LAST FY EMISSIONS	\$142.59
	<b>1</b>				<b>\$2,628.52</b>
UNDERGROUND SERVICE ALERT/SC	000005881	03/10/22	220220434	UNDERGROUND DIG ALERT	\$561.10
	<b>1</b>				<b>\$561.10</b>
UNITED RENTALS	000005882	03/10/22	202878182-001	BOOM RENTAL	\$1,258.02
	<b>1</b>				<b>\$1,258.02</b>
VULCAN MATERIALS	000005888	03/10/22	73202951	PAVING MATERIALS	\$529.32
	000005933	03/17/22	73217883	PAVING MATERIALS	\$464.28
	000005991	03/24/22	73221957	PAVING MATERIALS	\$383.89
	<b>3</b>				<b>\$1,377.49</b>
<b>Total WATER SYSTEM</b>	<b>25</b>				<b>\$45,792.44</b>
<b>Total Payments (All)</b>	<b>262</b>				<b>\$4,681,465.25</b>



*Dedicated to  
Satisfying our Community's  
Water Needs*

## MEMORANDUM

TO: Board of Directors  
FROM: Marwan Khalifa, CPA, MBA, Chief Financial Officer  
DATE: April 26, 2022  
SUBJECT: Monthly Financial Reports

---

### RECOMMENDATION

Receive and file the Monthly Financial Reports.

### STRATEGIC PLAN

Goal #3: Be financially responsible and transparent.

### PRIOR BOARD ACTION/DISCUSSION

None.

### DISCUSSION

The attached Treasurer's status reports reflect the performance of Mesa Water's cash and investment accounts.

### FINANCIAL IMPACT

None.

### ATTACHMENTS

Attachment A: Monthly Treasurer's Status Report on Investments as of 3/31/22  
Attachment B: Monthly Treasurer's Status Report on Investments as of 2/28/22



**Mesa Water District**  
**Quarterly Treasurer's Report on Investments**  
**As of 03/31/2022**



Investments are in compliance with the Investment Policy adopted as Resolution 1506 of the Mesa Water District Board of Directors. The liquidity of investments will meet cash flow needs for the next six months except under unforeseen catastrophic circumstances.

<b>INVESTMENTS</b>	<b>Maturity Date</b>	<b>Days to Maturity</b>	<b>Yield to Maturity @ Cost</b>	<b>Cost Value</b>	<b>% of Portfolio</b>	<b>Policy % Limit</b>	<b>Market Value</b>	<b>Interest Year to Date</b>	<b>Notes</b>
Local Agency Investment Fund (LAIF)	Liquid	1	0.37%	1,084.71	0.00%	No Limit	1,084.71	2.16	1,4
Orange County Investment Pool (OCIP)	Liquid	1	0.40%	828,578.46	2.41%	No Limit	828,578.46	3,033.32	1,6
Miscellaneous (Petty Cash, Emergency Cash, etc.)	Liquid	1	0.00%	14,000.00	0.04%	N/A	14,000.00	0.00	
US Bank Custody Account									2,5
Negotiable Certificate of Deposit	Various	884	1.29%	9,931,000.00	28.07%	30.00%	9,646,046.01	105,312.19	
US Agency Bonds	Various	971	0.89%	16,111,075.79	44.76%	No Limit	15,379,323.25	103,006.50	
US Treasury Bonds	Various	976	0.48%	2,436,512.55	6.74%	No Limit	2,317,693.00	3,875.00	
<b>Sub Total / Average</b>		<b>941</b>	<b>0.996%</b>	<b>28,478,588.34</b>			<b>27,343,062.26</b>	<b>212,193.69</b>	
US Bank Custody Account	Liquid	1	0.01%	3,118,295.25	9.07%	No Limit	3,118,295.25	41.53	
Pacific Premier Bank	Liquid	1	1.25%	3,062,765.83	8.91%	No Limit	3,062,765.83	0.00	1,3
<b>Total   Average</b>		<b>749</b>	<b>0.915%</b>	<b>\$35,503,312.59</b>	<b>100.00%</b>		<b>\$34,367,786.51</b>	<b>\$215,270.70</b>	

<b>PARS OPEB &amp; Pension Trust</b>	<b>1 Month Rate of Return</b>	<b>3 Month Rate of Return</b>	<b>Cost Value</b>	<b>Market Value</b>
Public Agency Retirement Services (PARS)				
Capital Appreciation HighMark PLUS Fund				
OPEB	0.83%	-5.02%	1,873,799.84	2,109,165.58
Pension Trust	0.84%	-5.06%	13,517,184.22	15,502,804.30
<b>Benchmark - S &amp; P 500 Index</b>			<b>15,390,984.06</b>	<b>17,611,969.88</b>
1 Month   3.83 %    3 Month   -5.18 %    1 YEAR   13.47 %				

<b>RISK RETENTION CORPORATION</b>	<b>Monthly Rate of Return</b>	<b>Balance</b>
Pacific Premier Bank	N/A	5,949,973.00

**Sources of Market Value Valuation - Account Statements**

LAIF, OCIP & US Bank

I certify that this report reflects the cash and investments of Mesa Water District and is in conformity with the Government Code requirements and the District Investment Policy/Guidelines in effect at the time of the investment.

**Local Agency Investment Fund (LAIF)**

District LAIF includes the funds designated for advances; construction, customer deposits, working capital cash and monies to pay COP principal/interest payments.

**Weighted Average Return | 0.915 %**

Benchmark: 3 Month Treasury Bill - March | .45 %

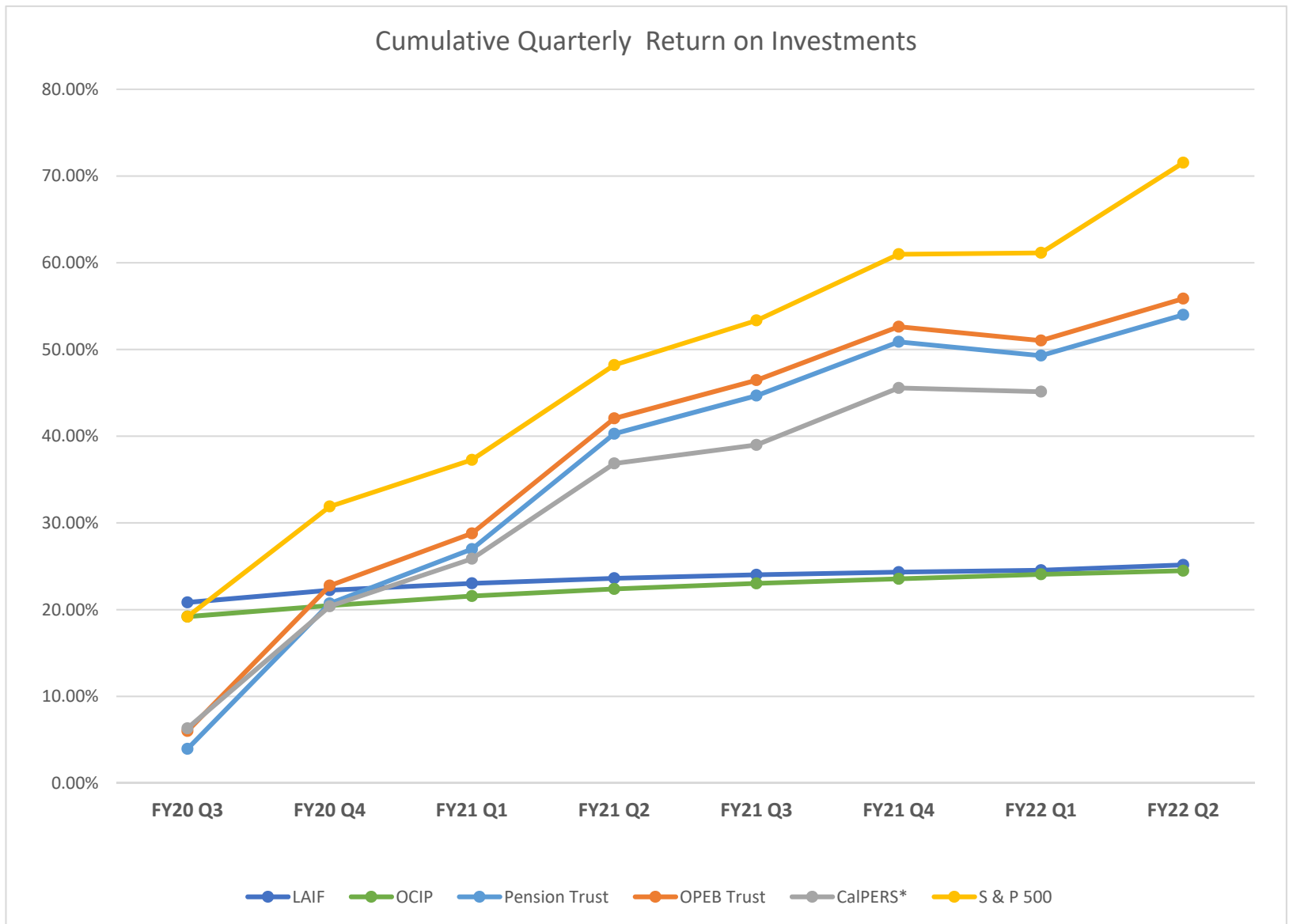
**Weighted Average Maturity | 2.1 Years**

Days to Maturity | 749

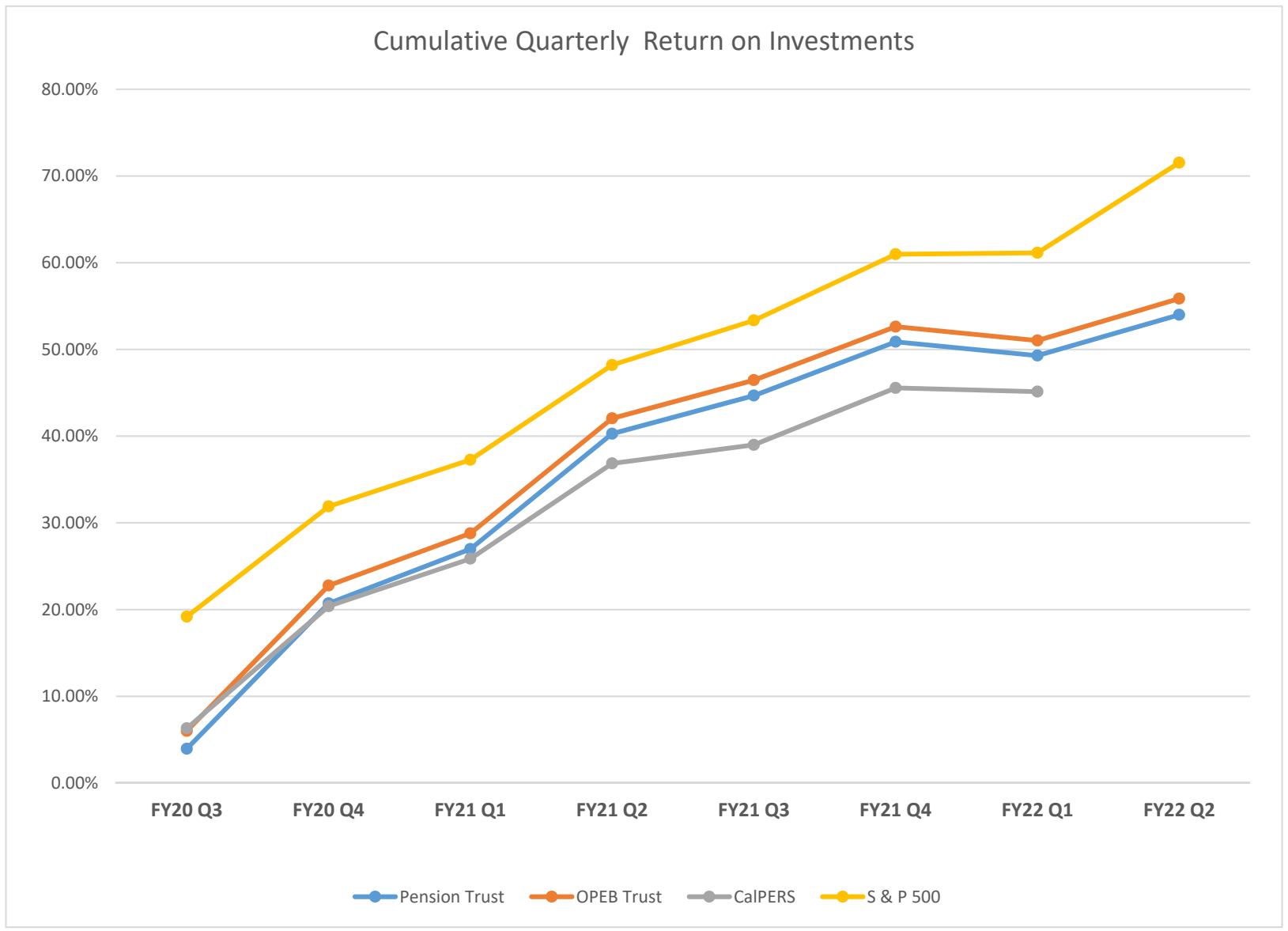
**Notes**

1. The interest or yield shown is for the current month net of fees.
2. The interest rate (Yield to Maturity @Cost) shown is the guaranteed annual interest rate for the term of the investment.
3. The rate shown is the Earnings Credit Rate. These earnings are applied against bank service charges; no actual monies are received.
4. LAIF general ledger carrying value reflects market value (unrealized gains/losses) only at fiscal year end. LAIF only provides the market value participation factor quarterly. The March Fair Value Factor is 0.988753538. The yield earned on the Treasurer's Reports does not reflect change in fair market value.
5. US Bank Custody Account general ledger carrying value reflects market value (unrealized gains/losses). The Yield earned does not reflect change in fair market value.
6. Orange County Investment Pool March 2022 | Net Asset Value is 1.00.

*Marwan Khalifa*  
**Marwan Khalifa, CPA, MBA, District Treasurer**



\* CalPERS FY22 Q2 data was unavailable at time of publishing.



**\* CalPERS FY22 Q2 data was unavailable at time of publishing.**

Mesa Water District  
 Transactions Summary  
 Quarterly Treasurer's Status Report - Investment Activity  
 Group By: Action  
 Portfolio / Report Group: Report Group | Treasurer's Report  
 Begin Date: 12/31/2021, End Date: 03/31/2022

Description	CUSIP/Ticker	YTM @ Cost	Settlement Date	Maturity Date	Face Amount/Shares	Principal	Interest/Dividends	Total
<b>Buy</b>								
T-Note 0.125 8/31/2023	91282CCU3	0.775	1/24/2022	8/31/2023	200,000.00	197,941.02	100.83	198,041.85
FFCB 1.32 1/21/2025	3133ENLU2	2.070	3/17/2022	1/21/2025	250,000.00	244,844.50	513.33	245,357.83
FFCB 1.68 3/10/2027	3133ENRD4	2.200	3/17/2022	3/10/2027	250,000.00	243,898.50	81.67	243,980.17
<b>Sub Total / Average Buy</b>					<b>700,000.00</b>	<b>686,684.02</b>	<b>695.83</b>	<b>687,379.85</b>
<b>Matured</b>								
First National Bank MI 2 1/20/2022	32110YJT3	0.000	1/20/2022	1/20/2022	201,000.00	201,000.00	0.00	201,000.00
State Bank India NY 2.35 3/14/2022	8562846V1	0.000	3/14/2022	3/14/2022	247,000.00	247,000.00	0.00	247,000.00
<b>Sub Total / Average Matured</b>					<b>448,000.00</b>	<b>448,000.00</b>	<b>0.00</b>	<b>448,000.00</b>

Mesa Water District

Date To Date

Interest | Received - Quarterly

Report Format: By Transaction

Group By: Asset Category

Portfolio / Report Group: Report Group | Treasurer's Report

Begin Date: 12/31/2021, End Date: 3/31/2022

Description	CUSIP/Ticker	Settlement Date	Maturity Date	Coupon Rate	Ending Face Amount/Shares	Interest/Dividends	Sell Accrued Interest
<b>LAIF   Policy</b>							
LAIF LGIP	LGIP0012	6/30/2010	N/A	N/A	1,084.71	0.62	0.00
<b>Sub Total/Average</b>					<b>1,084.71</b>	<b>0.62</b>	<b>0.00</b>
<b>Orange County LGIP</b>							
Orange County Investment Pool LGIP	LGIP9LC	9/30/2011	N/A	N/A	828,578.46	872.06	0.00
<b>Sub Total/Average</b>					<b>828,578.46</b>	<b>872.06</b>	<b>0.00</b>
<b>Miscellaneous Cash ( Petty   Emergency )</b>							
Miscellaneous Cash	CASH	6/30/2015	N/A	N/A	14,000.00	0.00	0.00
<b>Sub Total/Average</b>					<b>14,000.00</b>	<b>0.00</b>	<b>0.00</b>
<b>Negotiable CD</b>							
First National Bank MI 2 1/20/2022	32110YJT3	1/20/2017	1/20/2022	2.000	0.00	341.42	0.00
State Bank India NY 2.35 3/14/2022	8562846V1	3/14/2017	3/14/2022	2.350	0.00	2,878.40	0.00
American Express 2.45 4/5/2022	02587DN38	4/5/2017	4/5/2022	2.450	247,000.00	0.00	0.00
Homestreet Bank WA 0.1 8/22/2022	43785QPQ0	2/22/2021	8/22/2022	0.100	249,000.00	61.40	0.00
Ally Bank UT 1.85 10/24/2022	02007GML4	10/24/2019	10/24/2022	1.850	247,000.00	0.00	0.00
Preferred Bank CA 0.25 7/17/2023	740367LV7	7/17/2020	7/17/2023	0.250	249,000.00	153.49	0.00
Merrick Bank UT 3 7/31/2023	59013J6G9	1/30/2019	7/31/2023	3.000	249,000.00	1,841.92	0.00
Enterprise Bank & Trust 1.75 11/8/2023	29367SJR6	11/8/2019	11/8/2023	1.750	249,000.00	1,074.45	0.00
Raymond James Bank 1.75 11/8/2023	75472RAH4	11/8/2019	11/8/2023	1.750	247,000.00	0.00	0.00
Third Federal Savings 1.75 11/13/2023	88413QCJ5	11/12/2019	11/13/2023	1.750	247,000.00	0.00	0.00
Marlin Business Bank UT 1.7 12/4/2023	57116ATG3	12/2/2019	12/4/2023	1.700	249,000.00	1,043.76	0.00
John Marshall Bancorp VA 0.2 12/29/2023	47804GGC1	12/30/2020	12/29/2023	0.200	249,000.00	122.80	0.00
Goldman Sachs NY 3.3 1/16/2024	38148P4E4	1/16/2019	1/16/2024	3.300	245,000.00	4,075.73	0.00
Bankwell Bank CT 0.35 1/30/2024	06654BCM1	7/30/2020	1/30/2024	0.350	249,000.00	439.33	0.00
Morgan Stanley UT 3.05 1/31/2024	61690UDV9	1/31/2019	1/31/2024	3.050	246,000.00	3,782.33	0.00
Morgan Stanley NY 3.05 1/31/2024	61760AVF3	1/31/2019	1/31/2024	3.050	246,000.00	3,782.33	0.00
Enerbank UT 1.15 4/29/2024	29278TNY2	4/29/2020	4/29/2024	1.150	249,000.00	706.07	0.00
First Freedom Bank 1.1 4/30/2024	32027BAM9	4/30/2020	4/30/2024	1.100	249,000.00	675.37	0.00
Capital One VA 2.65 5/22/2024	14042RLP4	5/22/2019	5/22/2024	2.650	246,000.00	0.00	0.00

Description	CUSIP/Ticker	Settlement Date	Maturity Date	Coupon Rate	Ending Face Amount/Shares	Interest/Dividends	Sell Accrued Interest
Eaglebank MD 2.5 5/24/2024	27002YEN2	5/24/2019	5/24/2024	2.500	249,000.00	1,534.93	0.00
Farm Bureau Bank NV 0.25 7/9/2024	307660LK4	10/9/2020	7/9/2024	0.250	249,000.00	153.49	0.00
Luana Savings Bank IA 0.2 8/19/2024	549104WN3	2/19/2021	8/19/2024	0.200	249,000.00	251.05	0.00
Synchrony Bank UT 0.55 9/3/2024	87164WA73	9/3/2021	9/3/2024	0.550	249,000.00	679.12	0.00
Sallie Mae Bank UT 1.9 10/16/2024	7954504P7	10/17/2019	10/16/2024	1.900	247,000.00	0.00	0.00
Celtic Bank UT 1.65 10/23/2024	15118RSV0	10/23/2019	10/23/2024	1.650	249,000.00	1,013.05	0.00
Garnett State Bank 1.7 11/19/2024	366526AW1	11/19/2019	11/19/2024	1.700	249,000.00	1,043.76	0.00
Citizens State Bank 1.7 11/22/2024	176688CR8	11/22/2019	11/22/2024	1.700	249,000.00	1,043.76	0.00
Transportation Alliance Bank 0.4 1/30/2025	89388CFD5	8/3/2021	1/30/2025	0.400	247,000.00	243.62	0.00
BMO Harris Bank IL 0.5 3/28/2025-20	05600XAY6	9/28/2020	3/28/2025	0.500	249,000.00	306.99	0.00
Baycoast Bank MA 0.9 3/31/2025	072727BG4	3/31/2020	3/31/2025	0.900	248,000.00	1,112.94	0.00
First Commercial Bank MS 0.3 3/31/2025	31984GFK0	9/30/2020	3/31/2025	0.300	249,000.00	184.19	0.00
Flagstar Bank MI 1.25 4/30/2025	33847E3A3	4/30/2020	4/30/2025	1.250	248,000.00	0.00	0.00
Apex Bank TN 0.95 5/8/2025	03753XBK5	5/8/2020	5/8/2025	0.950	249,000.00	583.28	0.00
Seattle Bank WA 0.75 6/2/2025-20	81258PKJ1	6/2/2020	6/2/2025	0.750	249,000.00	460.48	0.00
Medallion Bank UT 0.6 7/15/2025	58404DHM6	7/15/2020	7/15/2025	0.600	249,000.00	368.39	0.00
BMW Bank UT 0.5 9/25/2025	05580AXF6	9/25/2020	9/25/2025	0.500	249,000.00	617.38	0.00
Texas Exchange Bank TX 0.6 12/18/2025	88241TJR2	12/18/2020	12/18/2025	0.600	249,000.00	368.39	0.00
JPMorgan Chase OH 0.5 12/29/2025-21	48128UUZ0	12/29/2020	12/29/2025	0.500	249,000.00	0.00	0.00
Live Oak Banking NC 0.5 2/10/2026	538036NE0	2/10/2021	2/10/2026	0.500	249,000.00	306.99	0.00
Toyota Financial Savings NV 0.95 7/29/2026	89235MLE9	7/29/2021	7/29/2026	0.950	248,000.00	1,187.68	0.00
UBS Bank UT 0.95 8/25/2026	90348JS50	8/25/2021	8/25/2026	0.950	249,000.00	583.28	0.00
Capital One Bank VA 1.1 11/17/2026	14042TDW4	11/17/2021	11/17/2026	1.100	248,000.00	0.00	0.00
<b>Sub Total/Average</b>					<b>9,931,000.00</b>	<b>33,021.57</b>	<b>0.00</b>
<b>US Agency</b>							
FNMA 1.875 4/5/2022	3135G0T45	3/23/2020	4/5/2022	1.875	500,000.00	0.00	0.00
FNMA 1.375 9/6/2022 FHLB	3135G0W33	11/8/2019	9/6/2022	1.375	500,000.00	3,437.50	0.00
3 12/9/2022	3130AFE78	1/9/2019	12/9/2022	3.000	1,000,000.00	0.00	0.00
FFCB 0.125 5/3/2023-21	3133EMPA4	2/5/2021	5/3/2023	0.125	250,000.00	0.00	0.00
FFCB 2.125 6/5/2023	3133EKPT7	11/8/2019	6/5/2023	2.125	500,000.00	0.00	0.00
FHLMC 0.375 7/14/2023-22	3134GV5F1	7/14/2020	7/14/2023	0.375	250,000.00	468.75	0.00
FAMC 3.05 9/19/2023	3132X06C0	1/9/2019	9/19/2023	3.050	500,000.00	7,625.00	0.00
FFCB 0.25 9/21/2023-22	3133EMAM4	9/24/2020	9/21/2023	0.250	500,000.00	625.00	0.00
FFCB 0.27 11/3/2023-22	3133EMFN7	11/3/2020	11/3/2023	0.270	250,000.00	0.00	0.00
FHLMC 0.3 11/13/2023-22	3134GXAY0	11/13/2020	11/13/2023	0.300	250,000.00	0.00	0.00
FFCB 0.25 3/1/2024-21	3133EMSD5	3/24/2021	3/1/2024	0.250	250,000.00	312.50	0.00
FHLMC 0.5 5/20/2024-22	3134GVXR4	5/21/2020	5/20/2024	0.500	500,000.00	0.00	0.00
FAMC 2.15 6/5/2024	31422BGA2	11/8/2019	6/5/2024	2.150	500,000.00	0.00	0.00
FHLMC 0.45 7/8/2024-22	3134GV4S4	7/13/2020	7/8/2024	0.450	750,000.00	1,687.50	0.00

Description	CUSIP/Ticker	Settlement Date	Maturity Date	Coupon Rate	Ending Face Amount/Shares	Interest/Dividends	Sell Accrued Interest
FHLMC 0.35 9/30/2024-22	3134GWVM5	9/30/2020	9/30/2024	0.350	250,000.00	437.50	0.00
FFCB 0.3 11/12/2024-21	3133EMQQ8	3/2/2021	11/12/2024	0.300	250,000.00	0.00	0.00
FFCB 1.32 1/21/2025	3133ENLU2	3/17/2022	1/21/2025	1.320	250,000.00	0.00	0.00
FFCB 0.32 2/3/2025-21	3133EMPV8	2/5/2021	2/3/2025	0.320	250,000.00	400.00	0.00
FHLB 0.625 2/24/2025-22	3130ANQ86	8/24/2021	2/24/2025	0.625	250,000.00	781.25	0.00
FFCB 0.43 3/3/2025	3133EMSJ2	3/3/2021	3/3/2025	0.430	250,000.00	537.50	0.00
FHLB 0.5 3/10/2025-21	3130ALDZ4	3/24/2021	3/10/2025	0.500	250,000.00	625.00	0.00
FHLMC 0.7 5/13/2025-21	3134GVSY5	5/13/2020	5/13/2025	0.700	500,000.00	0.00	0.00
FFCB 0.6 6/16/2025-22	3133EMH47	6/17/2021	6/16/2025	0.600	250,000.00	0.00	0.00
FNMA 0.6 7/29/2025-22	3136G4D75	12/18/2020	7/29/2025	0.600	250,000.00	750.00	0.00
FNMA 0.5 8/14/2025-23	3135G05S8	4/29/2021	8/14/2025	0.500	250,000.00	625.00	0.00
FNMA 0.375 8/25/2025	3135G05X7	11/12/2020	8/25/2025	0.375	250,000.00	468.75	0.00
FFCB 0.53 9/29/2025-21	3133EMBH4	6/17/2021	9/29/2025	0.530	500,000.00	1,325.00	0.00
FHLMC 0.4 9/30/2025-21	3134GWVP8	9/30/2020	9/30/2025	0.400	250,000.00	500.00	0.00
FHLMC 0.65 10/27/2025-21	3134GW5R3	5/25/2021	10/27/2025	0.650	375,000.00	0.00	0.00
FHLMC 0.45 10/29/2025-21	3134GW3J3	4/22/2021	10/29/2025	0.450	250,000.00	0.00	0.00
FNMA 0.54 11/3/2025-22	3135GA2G5	10/30/2020	11/3/2025	0.540	500,000.00	0.00	0.00
FNMA 0.56 11/17/2025-22	3135GA2Z3	11/17/2020	11/17/2025	0.560	325,000.00	0.00	0.00
FNMA 0.58 11/25/2025-22	3135GA5E7	11/30/2020	11/25/2025	0.580	250,000.00	0.00	0.00
FFCB 0.47 12/22/2025-22	3133EMLC4	12/22/2020	12/22/2025	0.470	250,000.00	0.00	0.00
FFCB 0.45 2/2/2026-23	3133EMPD8	3/2/2021	2/2/2026	0.450	300,000.00	675.00	0.00
FHLB 0.53 2/10/2026	3130AKWW2	8/19/2021	2/10/2026	0.530	310,000.00	821.50	0.00
FHLB 0.625 2/24/2026-21	3130AL7M0	3/2/2021	2/24/2026	0.625	250,000.00	781.25	0.00
FFCB 0.8 3/9/2026-23	3133EMSU7	9/24/2021	3/9/2026	0.800	250,000.00	1,000.00	0.00
FHLB 0.6 3/10/2026-21	3130ALFX7	3/10/2021	3/10/2026	0.600	250,000.00	750.00	0.00
FHLB 0.75 3/16/2026-21	3130ALF33	3/24/2021	3/16/2026	0.750	250,000.00	937.50	0.00
FHLB 0.85 3/30/2026-21	3130ANY79	11/10/2021	3/30/2026	0.850	250,000.00	1,062.50	0.00
FHLMC 1.03 4/29/2026-22	3130ALZM9	4/29/2021	4/29/2026	1.030	250,000.00	0.00	0.00
FHLB 0.875 5/26/2026-21	3130AMHB1	5/28/2021	5/26/2026	0.875	250,000.00	0.00	0.00
FFCB 0.9 6/15/2026-22	3133EMH21	6/17/2021	6/15/2026	0.900	250,000.00	0.00	0.00
FFCB 0.94 9/28/2026-22	3133EM6E7	9/28/2021	9/28/2026	0.940	250,000.00	1,175.00	0.00
FHLMC 0.8 10/27/2026-21	3134GW4C7	11/10/2021	10/27/2026	0.800	250,000.00	0.00	0.00
FFCB 1.46 11/30/2026-23	3133ENFP0	11/30/2021	11/30/2026	1.460	250,000.00	0.00	0.00
FFCB 1.68 3/10/2027	3133ENRD4	3/17/2022	3/10/2027	1.680	250,000.00	0.00	0.00
<b>Sub Total/Average</b>					<b>16,060,000.00</b>	<b>27,809.00</b>	<b>0.00</b>

**US Treasury**

T-Note 0.125 8/31/2023	91282CCU3	1/24/2022	8/31/2023	0.125	200,000.00	125.00	0.00
T-Note 0.375 10/31/2023	91282CDD0	11/10/2021	10/31/2023	0.375	250,000.00	0.00	0.00
T-Note 0.125 2/15/2024	91282CBM2	8/19/2021	2/15/2024	0.125	250,000.00	156.25	0.00

Description	CUSIP/Ticker	Settlement Date	Maturity Date	Coupon Rate	Ending Face Amount/Shares	Interest/Dividends	Sell Accrued Interest
T-Note 0.25 3/15/2024	91282CBR1	9/24/2021	3/15/2024	0.250	250,000.00	312.50	0.00
T-Note 0.25 6/15/2024	91282CCG4	9/24/2021	6/15/2024	0.250	250,000.00	0.00	0.00
T-Note 0.375 4/30/2025	912828ZL7	7/1/2021	4/30/2025	0.375	250,000.00	0.00	0.00
T-Note 0.375 4/30/2025	912828ZL7	8/19/2021	4/30/2025	0.375	250,000.00	0.00	0.00
T-Note 0.25 6/30/2025	912828ZW3	4/22/2021	6/30/2025	0.250	250,000.00	0.00	0.00
T-Note 0.375 1/31/2026	91282CBH3	4/29/2021	1/31/2026	0.375	250,000.00	468.75	0.00
T-Note 0.625 7/31/2026	91282CCP4	9/24/2021	7/31/2026	0.625	250,000.00	781.25	0.00
<b>Sub Total/Average</b>					<b>2,450,000.00</b>	<b>1,843.75</b>	<b>0.00</b>
<b>US Bank MM Custody  </b>							
US Bank   Custodian MM	MM65000	7/31/2020	N/A	N/A	3,118,295.25	16.79	0.00
<b>Sub Total/Average</b>					<b>3,118,295.25</b>	<b>16.79</b>	<b>0.00</b>
<b>Pacific Premier Bank   Policy - n/a</b>							
Pacific Premier Bank   Checking Cash	MM0831	5/28/2020	N/A	N/A	3,062,765.83	0.00	0.00
<b>Sub Total/Average</b>					<b>3,062,765.83</b>	<b>0.00</b>	<b>0.00</b>
<b>Total / Average</b>					<b>35,465,724.25</b>	<b>63,563.79</b>	<b>0.00</b>



Mesa Water District  
Portfolio Holdings  
Investment Report | PARS Trust  
Report Format: By CUSIP / Ticker  
Group By: Portfolio Name  
Average By: Market Value  
Portfolio / Report Group: PARS OPEB Trust  
As of 3/31/2022

Description	CUSIP/Ticker	Security Type	Face Amount/Shares	Cost Value	Market Value
<b>PARS OPEB Trust</b>					
Columbia Contrarian Fund	19766M709	Mutual Fund	4,929.15	128,379.91	162,957.04
DFA Large Cap	233203868	Mutual Fund	3,911.14	91,630.55	101,493.77
Dodge & Cox International	256206103	Mutual Fund	826.40	31,591.61	38,848.54
Dodge & Cox Stock Fund	256219106	Mutual Fund	547.83	99,755.43	134,515.64
Doubeline Core Fix Income	258620301	Mutual Fund	10,832.45	119,787.65	111,899.01
Harbor Capital Appreciation	411512528	Mutual Fund	1,081.54	90,055.25	94,299.64
Hartford Schroders	41665X859	Mutual Fund	6,472.79	115,009.19	112,561.93
iShares Russell Mid Cap	464287499	Mutual Fund	1,910.00	83,660.56	149,056.40
iShares SP500	464287408	Mutual Fund	399.00	52,012.70	62,132.28
MFS International	552746356	Mutual Fund	968.94	33,917.07	38,854.11
PGIM Total Return Bond	74440B884	Mutual Fund	8,389.61	123,182.48	112,839.36
PIMCO	693390841	Mutual Fund	3,118.61	28,144.98	26,539.37
Pimco Total Return Fund	693390700	Mutual Fund	11,668.88	122,621.80	111,787.84
Price T Rowe Growth	741479406	Mutual Fund	1,014.54	77,449.73	91,695.08
Undiscovered	904504479	Mutual Fund	1,331.24	94,107.81	115,044.37
US Bank PARS - OPEB Trust MM	MM4900	Money Market	116,763.46	116,763.46	116,763.46
Vanguard Growth & Income	921913208	Mutual Fund	3,181.33	252,797.78	318,834.10
Vanguard Real Estate	922908553	Mutual Fund	397.00	32,737.21	43,022.89
Vanguard Short Term	922031836	Mutual Fund	4,594.46	49,986.52	47,414.61
Vanguard Small Cap Growth	922908595	Mutual Fund	478.00	130,208.15	118,606.14
<b>Sub Total / Average PARS OPEB Trust</b>			<b>182,816.37</b>	<b>1,873,799.84</b>	<b>2,109,165.58</b>
<b>Total / Average</b>			<b>182,816.37</b>	<b>1,873,799.84</b>	<b>2,109,165.58</b>

Mesa Water District  
Portfolio Holdings  
Investment Report | PARS Trust  
Report Format: By CUSIP / Ticker  
Group By: Portfolio Name  
Average By: Market Value  
Portfolio / Report Group: PARS Pension Trust  
As of 3/31/2022

Description	CUSIP/Ticker	Security Type	Face Amount/Shares	Cost Value	Market Value
<b>PARS Pension Trust</b>					
Columbia Contrarian Fund	19766M709	Mutual Fund	36,465.57	976,632.35	1,205,551.24
DFA Large Cap	233203868	Mutual Fund	29,044.04	670,547.45	753,692.78
Dodge & Cox International	256206103	Mutual Fund	6,205.03	239,181.97	291,698.57
Dodge & Cox Stock Fund	256219106	Mutual Fund	3,906.84	724,156.16	959,285.24
Doubeline Core Fix Income	258620301	Mutual Fund	81,535.18	896,907.78	842,258.12
Harbor Capital Appreciation	411512528	Mutual Fund	8,012.32	670,953.41	698,595.22
Hartford Schroders	41665X859	Mutual Fund	47,914.02	831,557.88	833,224.83
iShares Russell Mid Cap	464287499	Mutual Fund	14,190.00	401,341.88	1,107,387.60
iShares SP500	464287408	Mutual Fund	3,156.00	412,075.50	491,452.32
MFS International	552746356	Mutual Fund	7,275.24	245,474.90	291,737.52
PGIM Total Return Bond	74440B884	Mutual Fund	62,612.61	913,856.70	842,139.97
PIMCO	693390841	Mutual Fund	23,434.94	211,230.70	199,431.39
Pimco Total Return Fund	693390700	Mutual Fund	87,396.09	911,525.59	837,254.60
Price T Rowe Growth	741479406	Mutual Fund	7,549.85	580,412.11	682,356.80
Undiscovered	904504479	Mutual Fund	9,893.17	671,906.06	854,967.74
US Bank PARS - Pension Trust MM	MM4901	Money Market	687,798.23	687,798.23	687,798.23
Vanguard Growth & Income	921913208	Mutual Fund	23,498.16	1,873,977.13	2,354,985.61
Vanguard Real Estate	922908553	Mutual Fund	3,054.00	243,720.84	330,961.98
Vanguard Short Term	922031836	Mutual Fund	34,488.61	374,213.54	355,922.39
Vanguard Small Cap Growth	922908595	Mutual Fund	3,555.00	979,714.04	882,102.15
<b>Sub Total / Average PARS Pension Trust</b>			<b>1,180,984.90</b>	<b>13,517,184.22</b>	<b>15,502,804.30</b>
<b>Total / Average</b>			<b>1,180,984.90</b>	<b>13,517,184.22</b>	<b>15,502,804.30</b>

Mesa Water District  
Transactions Summary  
Quarterly Treasurer's Status Report - Investment Activity  
Group By: Action  
Portfolio / Report Group: PARS OPEB Trust  
Begin Date: 12/31/2021, End Date: 03/31/2022

Description	CUSIP/Ticker	YTM @ Cost	Settlement Date	Maturity Date	Face Amount/Shares	Principal	Interest/Dividends	Total
<b>Buy</b>								
PIMCO	693390841	0.000	1/4/2022	N/A	87.61	788.45	0.00	788.45
Hartford Schroders	41665X859	0.000	1/4/2022	N/A	171.25	3,276.02	0.00	3,276.02
Undiscovered	904504479	0.000	1/4/2022	N/A	102.58	8,817.61	0.00	8,817.61
Pimco Total Return Fund	693390700	0.000	1/4/2022	N/A	572.10	5,829.71	0.00	5,829.71
Vanguard Small Cap Growth	922908595	0.000	1/4/2022	N/A	41.00	9,932.69	0.00	9,932.69
Vanguard Small Cap Growth	922908595	0.000	1/4/2022	N/A	522.00	145,413.54	0.00	145,413.54
PGIM Total Return Bond	74440B884	0.000	1/4/2022	N/A	410.37	5,884.70	0.00	5,884.70
Price T Rowe Growth	741479406	0.000	1/4/2022	N/A	19.66	2,061.58	0.00	2,061.58
Vanguard Short Term	922031836	0.000	1/4/2022	N/A	184.71	1,985.63	0.00	1,985.63
Doubeline Core Fix Income	258620301	0.000	1/4/2022	N/A	552.02	6,016.96	0.00	6,016.96
Harbor Capital Appreciation	411512528	0.000	1/4/2022	N/A	22.25	2,224.77	0.00	2,224.77
iShares Russell Mid Cap	464287499	0.000	1/4/2022	N/A	6.00	497.36	0.00	497.36
Vanguard Growth & Income	921913208	0.000	1/26/2022	N/A	85.42	8,210.33	0.00	8,210.33
Vanguard Real Estate	922908553	0.000	1/26/2022	N/A	8.00	849.26	0.00	849.26
Price T Rowe Growth	741479406	0.000	1/26/2022	N/A	127.23	11,155.29	0.00	11,155.29
Harbor Capital Appreciation	411512528	0.000	1/26/2022	N/A	143.28	11,939.74	0.00	11,939.74
iShares Russell Mid Cap	464287499	0.000	1/26/2022	N/A	42.00	3,187.44	0.00	3,187.44
Columbia Contrarian Fund	19766M709	0.000	1/31/2022	N/A	83.13	2,635.22	0.00	2,635.22
Pimco Total Return Fund	693390700	0.000	1/31/2022	N/A	22.31	224.22	0.00	224.22
PGIM Total Return Bond	74440B884	0.000	1/31/2022	N/A	20.47	288.84	0.00	288.84
Vanguard Short Term	922031836	0.000	1/31/2022	N/A	6.02	64.04	0.00	64.04
PIMCO	693390841	0.000	2/25/2022	N/A	47.93	412.67	0.00	412.67
Hartford Schroders	41665X859	0.000	2/25/2022	N/A	180.61	3,310.51	0.00	3,310.51
Vanguard Real Estate	922908553	0.000	2/25/2022	N/A	2.00	207.83	0.00	207.83
DFA Large Cap	233203868	0.000	2/25/2022	N/A	46.41	1,215.36	0.00	1,215.36
Pimco Total Return Fund	693390700	0.000	2/25/2022	N/A	20.83	207.07	0.00	207.07
Pimco Total Return Fund	693390700	0.000	2/25/2022	N/A	65.49	645.72	0.00	645.72
Dodge & Cox International	256206103	0.000	2/25/2022	N/A	20.89	992.72	0.00	992.72
PGIM Total Return Bond	74440B884	0.000	2/25/2022	N/A	18.99	262.50	0.00	262.50
PGIM Total Return Bond	74440B884	0.000	2/25/2022	N/A	106.99	1,466.78	0.00	1,466.78
MFS International	552746356	0.000	2/25/2022	N/A	39.87	1,596.22	0.00	1,596.22
Vanguard Short Term	922031836	0.000	2/25/2022	N/A	6.25	65.80	0.00	65.80

Description	CUSIP/Ticker	YTM @ Cost	Settlement Date	Maturity Date	Face Amount/Shares	Principal	Interest/Dividends	Total
Doubeline Core Fix Income	258620301	0.000	2/25/2022	N/A	75.07	793.47	0.00	793.47
iShares Russell Mid Cap	464287499	0.000	2/25/2022	N/A	257.00	19,606.38	0.00	19,606.38
Hartford Schroders	41665X859	0.000	3/16/2022	N/A	579.907	9,899.01	0.00	9,899.01
Undiscovered	904504479	0.000	3/16/2022	N/A	56.089	4,853.99	0.00	4,853.99
Columbia Contrarian Fund	19766M709	0.000	3/16/2022	N/A	23.457	746.16	0.00	746.16
Vanguard Small Cap Growth	922908595	0.000	3/16/2022	N/A	34.00	8,011.75	0.00	8,011.75
Price T Rowe Growth	741479406	0.000	3/16/2022	N/A	46.833	3,976.61	0.00	3,976.61
Harbor Capital Appreciation	411512528	0.000	3/16/2022	N/A	50.004	4,059.36	0.00	4,059.36
Dodge & Cox Stock Fund	256219106	0.000	3/29/2022	N/A	4.878	1,220.02	0.00	1,220.02
Pimco Total Return Fund	693390700	0.000	3/31/2022	N/A	23.043	220.75	0.00	220.75
PGIM Total Return Bond	74440B884	0.000	3/31/2022	N/A	20.91	281.24	0.00	281.24
Vanguard Short Term	922031836	0.000	3/31/2022	N/A	6.245	64.45	0.00	64.45
<b>Sub Total / Average Buy</b>					<b>4,963.106</b>	<b>295,399.77</b>	<b>0.00</b>	<b>295,399.77</b>

<b>Dividend</b>								
PIMCO	693390841	0.000	1/31/2022	N/A	0.00	0.00	95.56	95.56
Pimco Total Return Fund	693390700	0.000	1/31/2022	N/A	0.00	0.00	224.22	224.22
PGIM Total Return Bond	74440B884	0.000	1/31/2022	N/A	0.00	0.00	288.84	288.84
Vanguard Short Term	922031836	0.000	1/31/2022	N/A	0.00	0.00	64.04	64.04
PIMCO	693390841	0.000	2/28/2022	N/A	0.00	0.00	102.52	102.52
Pimco Total Return Fund	693390700	0.000	2/28/2022	N/A	0.00	0.00	207.07	207.07
PGIM Total Return Bond	74440B884	0.000	2/28/2022	N/A	0.00	0.00	262.50	262.50
Vanguard Short Term	922031836	0.000	2/28/2022	N/A	0.00	0.00	65.80	65.80
Doubeline Core Fix Income	258620301	0.000	2/28/2022	N/A	0.00	0.00	262.45	262.45
Dodge & Cox Stock Fund	256219106	0.000	3/28/2022	N/A	0.00	0.00	3.80	3.80
Dodge & Cox Stock Fund	256219106	0.000	3/28/2022	N/A	0.00	0.00	792.72	792.72
PIMCO	693390841	0.000	3/31/2022	N/A	0.00	0.00	102.92	102.92
iShares SP500	464287408	0.000	3/31/2022	N/A	0.00	0.00	282.00	282.00
Vanguard Real Estate	922908553	0.000	3/31/2022	N/A	0.00	0.00	228.95	228.95
Dodge & Cox Stock Fund	256219106	0.000	3/31/2022	N/A	0.00	0.00	423.50	423.50
Pimco Total Return Fund	693390700	0.000	3/31/2022	N/A	0.00	0.00	220.75	220.75
PGIM Total Return Bond	74440B884	0.000	3/31/2022	N/A	0.00	0.00	281.24	281.24
Vanguard Short Term	922031836	0.000	3/31/2022	N/A	0.00	0.00	64.45	64.45
Doubeline Core Fix Income	258620301	0.000	3/31/2022	N/A	0.00	0.00	260.32	260.32
iShares Russell Mid Cap	464287499	0.000	3/31/2022	N/A	0.00	0.00	410.71	410.71
<b>Sub Total / Average Dividend</b>					<b>0.00</b>	<b>0.00</b>	<b>4,644.36</b>	<b>4,644.36</b>

<b>Sell</b>								
iShares SP500	464287408	0.000	1/4/2022	N/A	14.00	2,228.90	0.00	2,228.90
Vanguard Growth & Income	921913208	0.000	1/4/2022	N/A	82.66	8,689.52	0.00	8,689.52

Description	CUSIP/Ticker	YTM @ Cost	Settlement Date	Maturity Date	Face Amount/Shares	Principal	Interest/Dividends	Total
Vanguard Real Estate	922908553	0.000	1/4/2022	N/A	14.00	1,617.29	0.00	1,617.29
DFA Large Cap	233203868	0.000	1/4/2022	N/A	357.29	9,871.90	0.00	9,871.90
Dodge & Cox Stock Fund	256219106	0.000	1/4/2022	N/A	22.75	5,741.69	0.00	5,741.69
Columbia Contrarian Fund	19766M709	0.000	1/4/2022	N/A	145.09	4,986.85	0.00	4,986.85
Dodge & Cox International	256206103	0.000	1/4/2022	N/A	209.75	10,072.24	0.00	10,072.24
MFS International	552746356	0.000	1/4/2022	N/A	211.87	9,313.89	0.00	9,313.89
Victory RS	92647Q363	0.000	1/4/2022	N/A	2.77	219.54	0.00	219.54
Victory RS	92647Q363	0.000	1/4/2022	N/A	2.994	237.30	0.00	237.30
Victory RS	92647Q363	0.000	1/4/2022	N/A	11.418	904.98	0.00	904.98
Victory RS	92647Q363	0.000	1/4/2022	N/A	14.293	1,132.86	0.00	1,132.86
Victory RS	92647Q363	0.000	1/4/2022	N/A	29.408	2,330.86	0.00	2,330.86
Victory RS	92647Q363	0.000	1/4/2022	N/A	45.08	3,573.02	0.00	3,573.02
Victory RS	92647Q363	0.000	1/4/2022	N/A	56.502	4,478.32	0.00	4,478.32
Victory RS	92647Q363	0.000	1/4/2022	N/A	60.983	4,833.48	0.00	4,833.48
Victory RS	92647Q363	0.000	1/4/2022	N/A	67.156	5,322.75	0.00	5,322.75
Victory RS	92647Q363	0.000	1/4/2022	N/A	82.45	6,534.94	0.00	6,534.94
Victory RS	92647Q363	0.000	1/4/2022	N/A	88.793	7,037.68	0.00	7,037.68
Victory RS	92647Q363	0.000	1/4/2022	N/A	96.475	7,646.55	0.00	7,646.55
Victory RS	92647Q363	0.000	1/4/2022	N/A	106.424	8,435.11	0.00	8,435.11
Victory RS	92647Q363	0.000	1/4/2022	N/A	161.488	12,799.45	0.00	12,799.45
Victory RS	92647Q363	0.000	1/4/2022	N/A	277.419	21,988.07	0.00	21,988.07
Victory RS	92647Q363	0.000	1/4/2022	N/A	293.664	23,275.64	0.00	23,275.64
PIMCO	693390841	0.000	1/26/2022	N/A	126.27	1,113.72	0.00	1,113.72
Hartford Schroders	41665X859	0.000	1/26/2022	N/A	277.94	5,200.18	0.00	5,200.18
iShares SP500	464287408	0.000	1/26/2022	N/A	9.00	1,373.87	0.00	1,373.87
DFA Large Cap	233203868	0.000	1/26/2022	N/A	80.65	2,109.80	0.00	2,109.80
Undiscovered	904504479	0.000	1/26/2022	N/A	11.92	984.81	0.00	984.81
Undiscovered	904504479	0.000	1/26/2022	N/A	70.15	5,793.43	0.00	5,793.43
Dodge & Cox Stock Fund	256219106	0.000	1/26/2022	N/A	2.28	555.52	0.00	555.52
Dodge & Cox Stock Fund	256219106	0.000	1/26/2022	N/A	24.03	5,849.31	0.00	5,849.31
Pimco Total Return Fund	693390700	0.000	1/26/2022	N/A	623.64	6,248.86	0.00	6,248.86
Dodge & Cox International	256206103	0.000	1/26/2022	N/A	74.83	3,580.57	0.00	3,580.57
PGIM Total Return Bond	74440B884	0.000	1/26/2022	N/A	412.00	5,800.89	0.00	5,800.89
MFS International	552746356	0.000	1/26/2022	N/A	4.03	164.95	0.00	164.95
Vanguard Short Term	922031836	0.000	1/26/2022	N/A	0.004	0.04	0.00	0.04
Vanguard Short Term	922031836	0.000	1/26/2022	N/A	255.816	2,721.87	0.00	2,721.87
Doubeline Core Fix Income	258620301	0.000	1/26/2022	N/A	591.18	6,367.04	0.00	6,367.04
iShares SP500	464287408	0.000	2/25/2022	N/A	28.00	4,273.47	0.00	4,273.47
Undiscovered	904504479	0.000	2/25/2022	N/A	0.004	0.345	0.00	0.35
Undiscovered	904504479	0.000	2/25/2022	N/A	1.246	107.456	0.00	107.46

Description	CUSIP/Ticker	YTM @ Cost	Settlement Date	Maturity Date	Face Amount/Shares	Principal	Interest/Dividends	Total
Undiscovered	904504479	0.000	2/25/2022	N/A	11.162	962.616	0.00	962.62
Undiscovered	904504479	0.000	2/25/2022	N/A	11.733	1,011.859	0.00	1,011.86
Undiscovered	904504479	0.000	2/25/2022	N/A	15.016	1,294.987	0.00	1,294.99
Undiscovered	904504479	0.000	2/25/2022	N/A	18.425	1,588.981	0.00	1,588.98
Undiscovered	904504479	0.000	2/25/2022	N/A	20.038	1,728.087	0.00	1,728.09
Undiscovered	904504479	0.000	2/25/2022	N/A	23.016	1,984.911	0.00	1,984.91
Undiscovered	904504479	0.000	2/25/2022	N/A	23.139	1,995.518	0.00	1,995.52
Undiscovered	904504479	0.000	2/25/2022	N/A	27.979	2,412.922	0.00	2,412.92
Undiscovered	904504479	0.000	2/25/2022	N/A	36.862	3,178.996	0.00	3,179.00
Undiscovered	904504479	0.000	2/25/2022	N/A	36.864	3,179.169	0.00	3,179.17
Undiscovered	904504479	0.000	2/25/2022	N/A	50.093	4,320.044	0.00	4,320.04
Undiscovered	904504479	0.000	2/25/2022	N/A	85.883	7,406.59	0.00	7,406.59
Dodge & Cox Stock Fund	256219106	0.000	2/25/2022	N/A	0.002	0.489	0.00	0.49
Dodge & Cox Stock Fund	256219106	0.000	2/25/2022	N/A	1.833	448.249	0.00	448.25
Dodge & Cox Stock Fund	256219106	0.000	2/25/2022	N/A	5.69	1,391.455	0.00	1,391.46
Dodge & Cox Stock Fund	256219106	0.000	2/25/2022	N/A	9.329	2,281.351	0.00	2,281.35
Dodge & Cox Stock Fund	256219106	0.000	2/25/2022	N/A	10.296	2,517.825	0.00	2,517.83
Columbia Contrarian Fund	19766M709	0.000	2/25/2022	N/A	325.66	10,505.79	0.00	10,505.79
Vanguard Small Cap Growth	922908595	0.000	2/25/2022	N/A	119.00	28,799.44	0.00	28,799.44
Price T Rowe Growth	741479406	0.000	2/25/2022	N/A	71.16	6,359.39	0.00	6,359.39
Harbor Capital Appreciation	411512528	0.000	2/25/2022	N/A	1.969	164.654	0.00	164.65
Harbor Capital Appreciation	411512528	0.000	2/25/2022	N/A	5.503	460.179	0.00	460.18
Harbor Capital Appreciation	411512528	0.000	2/25/2022	N/A	11.05	924.038	0.00	924.04
Harbor Capital Appreciation	411512528	0.000	2/25/2022	N/A	44.908	3,755.358	0.00	3,755.36
Vanguard Growth & Income	921913208	0.000	2/28/2022	N/A	170.65	16,498.15	0.00	16,498.15
Vanguard Short Term	922031836	0.000	2/28/2022	N/A	7.81	82.21	0.00	82.21
iShares SP500	464287408	0.000	3/16/2022	N/A	9.00	1,365.15	0.00	1,365.15
DFA Large Cap	233203868	0.000	3/16/2022	N/A	390.17	9,992.25	0.00	9,992.25
Dodge & Cox Stock Fund	256219106	0.000	3/16/2022	N/A	1.834	449.331	0.00	449.33
Dodge & Cox Stock Fund	256219106	0.000	3/16/2022	N/A	11.263	2,759.439	0.00	2,759.44
Dodge & Cox International	256206103	0.000	3/16/2022	N/A	6.307	290.816	0.00	290.82
Dodge & Cox International	256206103	0.000	3/16/2022	N/A	8.62	397.468	0.00	397.47
Dodge & Cox International	256206103	0.000	3/16/2022	N/A	17.018	784.70	0.00	784.70
Dodge & Cox International	256206103	0.000	3/16/2022	N/A	18.887	870.879	0.00	870.88
Dodge & Cox International	256206103	0.000	3/16/2022	N/A	62.687	2,890.497	0.00	2,890.50
Dodge & Cox International	256206103	0.000	3/16/2022	N/A	155.398	7,165.40	0.00	7,165.40
MFS International	552746356	0.000	3/16/2022	N/A	320.731	12,550.20	0.00	12,550.20
iShares Russell Mid Cap	464287499	0.000	3/16/2022	N/A	125.00	9,368.07	0.00	9,368.07
<b>Sub Total / Average Sell</b>					<b>7,319.702</b>	<b>369,656.419</b>	<b>0.00</b>	<b>369,656.42</b>

Mesa Water District  
Transactions Summary  
Quarterly Treasurer's Status Report - Investment Activity  
Group By: Action  
Portfolio / Report Group: PARS Pension Trust  
Begin Date: 12/31/2021, End Date: 03/31/2022

Description	CUSIP/Ticker	YTM @ Cost	Settlement Date	Maturity Date	Face Amount/Shares	Principal	Interest/Dividends	Total
<b>Buy</b>								
PIMCO	693390841	0.000	1/4/2022	N/A	491.294	4,421.65	0.00	4,421.65
Hartford Schroders	41665X859	0.000	1/4/2022	N/A	1,576.36	30,155.69	0.00	30,155.69
Vanguard Growth & Income	921913208	0.000	1/4/2022	N/A	2,566.44	269,809.84	0.00	269,809.84
Undiscovered	904504479	0.000	1/4/2022	N/A	1,105.67	95,043.72	0.00	95,043.72
Columbia Contrarian Fund	19766M709	0.000	1/4/2022	N/A	3,445.54	118,423.27	0.00	118,423.27
Pimco Total Return Fund	693390700	0.000	1/4/2022	N/A	4,037.27	41,139.82	0.00	41,139.82
Vanguard Small Cap Growth	922908595	0.000	1/4/2022	N/A	3,894.00	1,084,751.58	0.00	1,084,751.58
PGIM Total Return Bond	74440B884	0.000	1/4/2022	N/A	2,964.67	42,513.43	0.00	42,513.43
Price T Rowe Growth	741479406	0.000	1/4/2022	N/A	695.905	72,986.52	0.00	72,986.52
Vanguard Short Term	922031836	0.000	1/4/2022	N/A	1,361.78	14,639.10	0.00	14,639.10
Doubeline Core Fix Income	258620301	0.000	1/4/2022	N/A	3,555.83	38,758.58	0.00	38,758.58
Harbor Capital Appreciation	411512528	0.000	1/4/2022	N/A	1,283.65	128,339.40	0.00	128,339.40
Vanguard Growth & Income	921913208	0.000	1/26/2022	N/A	514.01	49,406.72	0.00	49,406.72
Vanguard Real Estate	922908553	0.000	1/26/2022	N/A	51.00	5,414.02	0.00	5,414.02
Vanguard Small Cap Growth	922908595	0.000	1/26/2022	N/A	292.00	70,740.13	0.00	70,740.13
Price T Rowe Growth	741479406	0.000	1/26/2022	N/A	901.798	79,069.66	0.00	79,069.66
Harbor Capital Appreciation	411512528	0.000	1/26/2022	N/A	1,005.05	83,750.38	0.00	83,750.38
iShares Russell Mid Cap	464287499	0.000	1/26/2022	N/A	250.00	18,972.85	0.00	18,972.85
Columbia Contrarian Fund	19766M709	0.000	1/31/2022	N/A	426.881	13,532.14	0.00	13,532.14
PIMCO	693390841	0.000	2/18/2022	N/A	635.77	5,448.55	0.00	5,448.55
Vanguard Real Estate	922908553	0.000	2/18/2022	N/A	121.00	12,351.54	0.00	12,351.54
Pimco Total Return Fund	693390700	0.000	2/18/2022	N/A	1,734.574	17,154.94	0.00	17,154.94
PGIM Total Return Bond	74440B884	0.000	2/18/2022	N/A	1,564.401	21,635.66	0.00	21,635.66
MFS International	552746356	0.000	2/18/2022	N/A	9.508	388.86	0.00	388.86
Vanguard Short Term	922031836	0.000	2/18/2022	N/A	455.283	4,794.13	0.00	4,794.13
Doubeline Core Fix Income	258620301	0.000	2/18/2022	N/A	1,663.738	17,652.26	0.00	17,652.26
Hartford Schroders	41665X859	0.000	3/16/2022	N/A	6,511.19	111,146.08	0.00	111,146.08
Price T Rowe Growth	741479406	0.000	3/16/2022	N/A	376.472	31,966.20	0.00	31,966.20
Harbor Capital Appreciation	411512528	0.000	3/16/2022	N/A	400.155	32,484.61	0.00	32,484.61
iShares Russell Mid Cap	464287499	0.000	3/16/2022	N/A	982.00	73,738.87	0.00	73,738.87
<b>Sub Total / Average Buy</b>					<b>44,873.239</b>	<b>2,590,630.20</b>	<b>0.00</b>	<b>2,590,630.20</b>

Description	CUSIP/Ticker	YTM @ Cost	Settlement Date	Maturity Date	Face Amount/Shares	Principal	Interest/Dividends	Total
<b>Dividend</b>								
PIMCO	693390841	0.000	1/31/2022	N/A	0.00	0.00	712.75	712.75
Pimco Total Return Fund	693390700	0.000	1/31/2022	N/A	0.00	0.00	1,669.55	1,669.55
PGIM Total Return Bond	74440B884	0.000	1/31/2022	N/A	0.00	0.00	2,150.83	2,150.83
Vanguard Short Term	922031836	0.000	1/31/2022	N/A	0.00	0.00	477.60	477.60
PIMCO	693390841	0.000	2/28/2022	N/A	0.00	0.00	766.00	766.00
Pimco Total Return Fund	693390700	0.000	2/28/2022	N/A	0.00	0.00	1,541.65	1,541.65
PGIM Total Return Bond	74440B884	0.000	2/28/2022	N/A	0.00	0.00	1,953.92	1,953.92
Vanguard Short Term	922031836	0.000	2/28/2022	N/A	0.00	0.00	489.19	489.19
Doubeline Core Fix Income	258620301	0.000	2/28/2022	N/A	0.00	0.00	1,948.68	1,948.68
Doubeline Core Fix Income	258620301	0.000	3/1/2022	N/A	0.00	0.00	1,959.43	1,959.43
Vanguard Real Estate	922908553	0.000	3/28/2022	N/A	0.00	0.00	1,761.24	1,761.24
Dodge & Cox Stock Fund	256219106	0.000	3/28/2022	N/A	0.00	0.00	5,703.97	5,703.97
Dodge & Cox Stock Fund	256219106	0.000	3/28/2022	N/A	0.00	0.00	27.35	27.35
Dodge & Cox Stock Fund	256219106	0.000	3/29/2022	N/A	0.00	0.00	3,047.33	3,047.33
iShares SP500	464287408	0.000	3/30/2022	N/A	0.00	0.00	2,230.57	2,230.57
iShares Russell Mid Cap	464287499	0.000	3/30/2022	N/A	0.00	0.00	3,051.29	3,051.29
PIMCO	693390841	0.000	3/31/2022	N/A	0.00	0.00	773.43	773.43
Pimco Total Return Fund	693390700	0.000	3/31/2022	N/A	0.00	0.00	1,656.66	1,656.66
PGIM Total Return Bond	74440B884	0.000	3/31/2022	N/A	0.00	0.00	2,104.23	2,104.23
Vanguard Short Term	922031836	0.000	3/31/2022	N/A	0.00	0.00	484.48	484.48
<b>Sub Total / Average Dividend</b>					<b>0.00</b>	<b>0.00</b>	<b>34,510.15</b>	<b>34,510.15</b>
<b>Sell</b>								
iShares SP500	464287408	0.000	1/4/2022	N/A	123.00	19,582.50	0.00	19,582.50
Vanguard Real Estate	922908553	0.000	1/4/2022	N/A	132.00	15,248.72	0.00	15,248.72
DFA Large Cap	233203868	0.000	1/4/2022	N/A	2,912.88	80,482.76	0.00	80,482.76
Dodge & Cox Stock Fund	256219106	0.000	1/4/2022	N/A	116.737	29,459.75	0.00	29,459.75
Dodge & Cox International	256206103	0.000	1/4/2022	N/A	1,378.03	66,172.90	0.00	66,172.90
MFS International	552746356	0.000	1/4/2022	N/A	931.55	40,951.07	0.00	40,951.07
Victory RS	92647Q363	0.000	1/4/2022	N/A	31.301	2,480.91	0.00	2,480.91
Victory RS	92647Q363	0.000	1/4/2022	N/A	62.904	4,985.77	0.00	4,985.77
Victory RS	92647Q363	0.000	1/4/2022	N/A	143.88	11,403.93	0.00	11,403.93
Victory RS	92647Q363	0.000	1/4/2022	N/A	162.674	12,893.54	0.00	12,893.54
Victory RS	92647Q363	0.000	1/4/2022	N/A	218.082	17,285.18	0.00	17,285.18
Victory RS	92647Q363	0.000	1/4/2022	N/A	341.64	27,078.38	0.00	27,078.38
Victory RS	92647Q363	0.000	1/4/2022	N/A	391.19	31,005.71	0.00	31,005.71
Victory RS	92647Q363	0.000	1/4/2022	N/A	594.004	47,080.75	0.00	47,080.75
Victory RS	92647Q363	0.000	1/4/2022	N/A	647.581	51,327.26	0.00	51,327.26
Victory RS	92647Q363	0.000	1/4/2022	N/A	658.753	52,212.75	0.00	52,212.75



Description	CUSIP/Ticker	YTM @ Cost	Settlement Date	Maturity Date	Face Amount/Shares	Principal	Interest/Dividends	Total
Victory RS	92647Q363	0.000	1/4/2022	N/A	679.987	53,895.76	0.00	53,895.76
Victory RS	92647Q363	0.000	1/4/2022	N/A	1,152.06	91,312.26	0.00	91,312.26
Victory RS	92647Q363	0.000	1/4/2022	N/A	2,412.67	191,228.19	0.00	191,228.19
Victory RS	92647Q363	0.000	1/4/2022	N/A	3,004.152	238,109.04	0.00	238,109.04
iShares Russell Mid Cap	464287499	0.000	1/4/2022	N/A	43.00	3,559.80	0.00	3,559.80
PIMCO	693390841	0.000	1/26/2022	N/A	1,056.62	9,319.39	0.00	9,319.39
Hartford Schroders	41665X859	0.000	1/26/2022	N/A	2,287.56	42,800.25	0.00	42,800.25
iShares SP500	464287408	0.000	1/26/2022	N/A	86.00	13,128.16	0.00	13,128.16
DFA Large Cap	233203868	0.000	1/26/2022	N/A	760.55	19,895.89	0.00	19,895.89
Undiscovered	904504479	0.000	1/26/2022	N/A	666.99	55,086.37	0.00	55,086.37
Dodge & Cox Stock Fund	256219106	0.000	1/26/2022	N/A	218.112	53,088.46	0.00	53,088.46
Pimco Total Return Fund	693390700	0.000	1/26/2022	N/A	4,923.17	49,330.13	0.00	49,330.13
Dodge & Cox International	256206103	0.000	1/26/2022	N/A	598.46	28,636.41	0.00	28,636.41
PGIM Total Return Bond	74440B884	0.000	1/26/2022	N/A	3,235.70	45,558.66	0.00	45,558.66
MFS International	552746356	0.000	1/26/2022	N/A	76.72	3,137.97	0.00	3,137.97
Vanguard Short Term	922031836	0.000	1/26/2022	N/A	219.50	2,335.43	0.00	2,335.43
Vanguard Short Term	922031836	0.000	1/26/2022	N/A	1,860.45	19,795.21	0.00	19,795.21
Doubeline Core Fix Income	258620301	0.000	1/26/2022	N/A	4,812.78	51,833.64	0.00	51,833.64
Hartford Schroders	41665X859	0.000	2/18/2022	N/A	1,009.941	19,320.17	0.00	19,320.17
Vanguard Growth & Income	921913208	0.000	2/18/2022	N/A	1,389.749	133,540.98	0.00	133,540.98
DFA Large Cap	233203868	0.000	2/18/2022	N/A	348.379	9,211.15	0.00	9,211.15
Undiscovered	904504479	0.000	2/18/2022	N/A	121.578	10,343.856	0.00	10,343.86
Undiscovered	904504479	0.000	2/18/2022	N/A	126.702	10,779.806	0.00	10,779.81
Undiscovered	904504479	0.000	2/18/2022	N/A	173.006	14,719.35	0.00	14,719.35
Undiscovered	904504479	0.000	2/18/2022	N/A	379.537	32,291.008	0.00	32,291.01
Undiscovered	904504479	0.000	2/18/2022	N/A	699.177	59,485.979	0.00	59,485.98
Dodge & Cox Stock Fund	256219106	0.000	2/18/2022	N/A	325.00	79,491.75	0.00	79,491.75
Columbia Contrarian Fund	19766M709	0.000	2/18/2022	N/A	2,375.806	75,479.36	0.00	75,479.36
Vanguard Small Cap Growth	922908595	0.000	2/18/2022	N/A	450.00	106,980.43	0.00	106,980.43
Dodge & Cox International	256206103	0.000	2/18/2022	N/A	190.53	9,280.72	0.00	9,280.72
Price T Rowe Growth	741479406	0.000	2/18/2022	N/A	112.496	9,936.772	0.00	9,936.77
Price T Rowe Growth	741479406	0.000	2/18/2022	N/A	427.374	37,749.948	0.00	37,749.95
Harbor Capital Appreciation	411512528	0.000	2/18/2022	N/A	517.719	43,012.09	0.00	43,012.09
iShares SP500	464287408	0.000	3/16/2022	N/A	79.00	11,983.06	0.00	11,983.06
DFA Large Cap	233203868	0.000	3/16/2022	N/A	2,199.24	56,322.46	0.00	56,322.46
Undiscovered	904504479	0.000	3/16/2022	N/A	21.839	1,889.95	0.00	1,889.95
Undiscovered	904504479	0.000	3/16/2022	N/A	355.365	30,753.29	0.00	30,753.29
Undiscovered	904504479	0.000	3/16/2022	N/A	381.008	32,972.43	0.00	32,972.43
Dodge & Cox Stock Fund	256219106	0.000	3/16/2022	N/A	98.297	24,082.77	0.00	24,082.77
Vanguard Small Cap Growth	922908595	0.000	3/16/2022	N/A	181.00	42,685.04	0.00	42,685.04

Description	CUSIP/Ticker	YTM @ Cost	Settlement Date	Maturity Date	Face Amount/Shares	Principal	Interest/Dividends	Total
Dodge & Cox International	256206103	0.000	3/16/2022	N/A	1,581.86	72,939.52	0.00	72,939.52
MFS International	552746356	0.000	3/16/2022	N/A	2,013.746	78,797.88	0.00	78,797.88
<b>Sub Total / Average Sell</b>					<b>52,499.036</b>	<b>2,485,752.669</b>	<b>0.00</b>	<b>2,485,752.67</b>

**Mesa Water District**  
**Monthly Treasurer's Status Report on Investments**  
**2/28/2022**



Investments are in compliance with the Investment Policy adopted as Resolution 1506 of the Mesa Water District Board of Directors. The liquidity of investments will meet cash flow needs for the next six months except under unforeseen catastrophic circumstances.

<b>INVESTMENTS</b>	<b>Maturity Date</b>	<b>Days to Maturity</b>	<b>YTM@Cost</b>	<b>Cost Value</b>	<b>% of Portfolio</b>	<b>Policy % Limit</b>	<b>Market Value</b>
Local Agency Investment Fund (LAIF)	Liquid	1	0.28%	1,084.71	0.00%	No Limit	1,084.71
Orange County Investment Pool (OCIP)	Liquid	1	0.38%	828,336.45	2.14%	No Limit	828,336.45
Miscellaneous Cash (Petty, Emergency, etc.)	Liquid	1	0.00%	14,000.00	0.04%	N/A	14,000.00
<b>US Bank Custody Account</b>							
Negotiable Certificate of Deposit	Various	895	1.31%	10,178,000.00	25.94%	30.00%	10,039,214.78
US Agency Bonds	Various	992	0.85%	15,622,332.79	39.22%	No Limit	15,181,732.30
US Treasury Bonds	Various	1,009	0.48%	2,436,512.55	6.11%	No Limit	2,365,792.00
<b>Sub Total / Average</b>		<b>958</b>	<b>0.99%</b>	<b>28,236,845.34</b>			<b>27,586,739.08</b>
US Bank Custody Account	Liquid	1	0.01%	4,030,730.28	10.41%	No Limit	4,030,730.28
Pacific Premier Bank	Liquid	1	1.25%	6,246,335.80	16.14%	No Limit	6,246,335.80
<b>Total / Average</b>		<b>683</b>	<b>0.91%</b>	<b>\$ 39,357,332.58</b>	<b>100.00%</b>		<b>\$ 38,707,226.32</b>

<b>PARS OPEB &amp; PENSION TRUS</b>	<b>Monthly Rate of Return</b>	<b>Cost Value</b>	<b>Market Value</b>
Public Agency Retirement Services (PARS)			
Capital Appreciation HighMark PLUS Fund			
OPEB	-1.99%	\$ 1,853,925.94	\$ 2,093,051.65
Pension Trust	-2.00%	\$ 13,618,388.72	\$ 15,539,702.42
		\$ 15,472,314.66	\$ 17,632,754.07

**PARS OPEB & Pension Trust Benchmark - S & P 500 Index**

1 Month | - 3.14 %

<b>RISK RETENTION CORPORATION</b>	<b>Monthly Rate of Return</b>	<b>Balance</b>
Pacific Premier Bank	N/A	\$ 249,971.00

**California | Local Government Investment Pools**

**(1) Local Agency Investment Fund | LAIF** includes funds designated for allocation of working capital cash to reserves, working capital cash and advances for construction. LAIF market value on Monthly Treasurer's Status Report on Investments for months between quarters is the dollar amount invested times the fair market value Fair Value factor of prior quarter end. The general ledger LAIF carrying value reflects market value (unrealized gains and losses) only at fiscal year end. LAIF provides the Fair Value factor as of March 31, June 30, September 30 and December 31 each year. LAIF market value on this report is based on the December 2021 Fair Value Factor of 0.997439120.

**(2) Orange County Treasurer's Investment Pool | OCIP** - The 2022 Net Asset Value Factor is estimated at 1.00, and the interest rate is the Monthly Net Yield.

**Weighted Average Return**

Mesa Water® Funds | 0.84%

Benchmark: 3 Month Treasury Bill - February 2022 | 0.31 %

**Weighted Average Maturity**

Years | 1.9 Days | 683

Mesa Water District  
Date To Date  
Interest | Received - Monthly  
Report Format: By Transaction  
Group By: Asset Category  
Portfolio / Report Group: Report Group | Treasurer's Report  
Begin Date: 1/31/2022, End Date: 2/28/2022

Description	CUSIP/Ticker	Settlement Date	Maturity Date	Coupon Rate	Ending Face Amount/Shares	Interest/Dividends	Sell Accrued Interest
<b>LAIF</b>							
LAIF LGIP	LGIP0012	6/30/2010	N/A	N/A	1,084.71	0.00	0.00
<b>Sub Total/Average</b>					<b>1,084.71</b>	<b>0.00</b>	<b>0.00</b>
<b>Orange County LGIP</b>							
Orange County Investment Pool LGIP	LGIP9LC	9/30/2011	N/A	N/A	828,336.45	309.47	0.00
<b>Sub Total/Average</b>					<b>828,336.45</b>	<b>309.47</b>	<b>0.00</b>
<b>Miscellaneous Cash ( Petty   Emergency )</b>							
Miscellaneous Cash	CASH	6/30/2015	N/A	N/A	14,000.00	0.00	0.00
<b>Sub Total/Average</b>					<b>14,000.00</b>	<b>0.00</b>	<b>0.00</b>
<b>Negotiable CD</b>							
State Bank India NY 2.35 3/14/2022	8562846V1	3/14/2017	3/14/2022	2.350	247,000.00	0.00	0.00
American Express 2.45 4/5/2022	02587DN38	4/5/2017	4/5/2022	2.450	247,000.00	0.00	0.00
Goldman Sachs NY 3.3 1/16/2024	38148P4E4	1/16/2019	1/16/2024	3.300	245,000.00	0.00	0.00
Merrick Bank UT 3 7/31/2023	59013J6G9	1/30/2019	7/31/2023	3.000	249,000.00	634.44	0.00
Morgan Stanley UT 3.05 1/31/2024	61690UDV9	1/31/2019	1/31/2024	3.050	246,000.00	0.00	0.00
Morgan Stanley NY 3.05 1/31/2024	61760AVF3	1/31/2019	1/31/2024	3.050	246,000.00	0.00	0.00
Capital One VA 2.65 5/22/2024	14042RLP4	5/22/2019	5/22/2024	2.650	246,000.00	0.00	0.00
Eaglebank MD 2.5 5/24/2024	27002YEN2	5/24/2019	5/24/2024	2.500	249,000.00	528.70	0.00
Sallie Mae Bank UT 1.9 10/16/2024	7954504P7	10/17/2019	10/16/2024	1.900	247,000.00	0.00	0.00
Celtic Bank UT 1.65 10/23/2024	15118RSV0	10/23/2019	10/23/2024	1.650	249,000.00	348.94	0.00
Ally Bank UT 1.85 10/24/2022	02007GML4	10/24/2019	10/24/2022	1.850	247,000.00	0.00	0.00
Enterprise Bank & Trust 1.75 11/8/2023	29367SJR6	11/8/2019	11/8/2023	1.750	249,000.00	370.09	0.00
Raymond James Bank 1.75 11/8/2023	75472RAH4	11/8/2019	11/8/2023	1.750	247,000.00	0.00	0.00
Third Federal Savings 1.75 11/13/2023	88413QCJ5	11/12/2019	11/13/2023	1.750	247,000.00	0.00	0.00
Garnett State Bank 1.7 11/19/2024	366526AW1	11/19/2019	11/19/2024	1.700	249,000.00	359.52	0.00
Citizens State Bank 1.7 11/22/2024	176688CR8	11/22/2019	11/22/2024	1.700	249,000.00	359.52	0.00
Marlin Business Bank UT 1.7 12/4/2023	57116ATG3	12/2/2019	12/4/2023	1.700	249,000.00	359.52	0.00
Baycoast Bank MA 0.9 3/31/2025	072727BG4	3/31/2020	3/31/2025	0.900	248,000.00	0.00	0.00

Description	CUSIP/Ticker	Settlement Date	Maturity Date	Coupon Rate	Ending Face Amount/Shares	Interest/Dividends	Sell Accrued Interest
Enerbank UT 1.15 4/29/2024	29278TNY2	4/29/2020	4/29/2024	1.150	249,000.00	235.36	0.00
First Freedom Bank 1.1 4/30/2024	32027BAM9	4/30/2020	4/30/2024	1.100	249,000.00	217.62	0.00
Flagstar Bank MI 1.25 4/30/2025	33847E3A3	4/30/2020	4/30/2025	1.250	248,000.00	0.00	0.00
Apex Bank TN 0.95 5/8/2025	03753XBK5	5/8/2020	5/8/2025	0.950	249,000.00	200.91	0.00
Seattle Bank WA 0.75 6/2/2025-20	81258PKJ1	6/2/2020	6/2/2025	0.750	249,000.00	158.61	0.00
Medallion Bank UT 0.6 7/15/2025	58404DHM6	7/15/2020	7/15/2025	0.600	249,000.00	126.89	0.00
Preferred Bank CA 0.25 7/17/2023	740367LV7	7/17/2020	7/17/2023	0.250	249,000.00	52.87	0.00
Bankwell Bank CT 0.35 1/30/2024	06654BCM1	7/30/2020	1/30/2024	0.350	249,000.00	0.00	0.00
BMW Bank UT 0.5 9/25/2025	05580AXF6	9/25/2020	9/25/2025	0.500	249,000.00	0.00	0.00
BMO Harris Bank IL 0.5 3/28/2025-20	05600XAY6	9/28/2020	3/28/2025	0.500	249,000.00	0.00	0.00
First Commercial Bank MS 0.3 3/31/2025	31984GFK0	9/30/2020	3/31/2025	0.300	249,000.00	59.35	0.00
Farm Bureau Bank NV 0.25 7/9/2024	307660LK4	10/9/2020	7/9/2024	0.250	249,000.00	52.87	0.00
Texas Exchange Bank TX 0.6 12/18/2025	88241TJR2	12/18/2020	12/18/2025	0.600	249,000.00	126.89	0.00
JPMorgan Chase OH 0.5 12/29/2025-21	48128UUZ0	12/29/2020	12/29/2025	0.500	249,000.00	0.00	0.00
John Marshall Bancorp VA 0.2 12/29/2023	47804GGC1	12/30/2020	12/29/2023	0.200	249,000.00	39.57	0.00
Live Oak Banking NC 0.5 2/10/2026	538036NE0	2/10/2021	2/10/2026	0.500	249,000.00	105.74	0.00
Luana Savings Bank IA 0.2 8/19/2024	549104WN3	2/19/2021	8/19/2024	0.200	249,000.00	251.05	0.00
Homestreet Bank WA 0.1 8/22/2022	43785QPQ0	2/22/2021	8/22/2022	0.100	249,000.00	21.15	0.00
Toyota Financial Savings NV 0.95 7/29/2026	89235MLE9	7/29/2021	7/29/2026	0.950	248,000.00	0.00	0.00
Transportation Alliance Bank 0.4 1/30/2025	89388CFD5	8/3/2021	1/30/2025	0.400	247,000.00	78.50	0.00
UBS Bank UT 0.95 8/25/2026	90348JS50	8/25/2021	8/25/2026	0.950	249,000.00	200.91	0.00
Synchrony Bank UT 0.55 9/3/2024	87164WA73	9/3/2021	9/3/2024	0.550	249,000.00	0.00	0.00
Capital One Bank VA 1.1 11/17/2026	14042TDW4	11/17/2021	11/17/2026	1.100	248,000.00	0.00	0.00
<b>Sub Total/Average</b>					<b>10,178,000.00</b>	<b>4,889.02</b>	<b>0.00</b>
<b>US Agency</b>							
FHLB 3 12/9/2022	3130AFE78	1/9/2019	12/9/2022	3.000	1,000,000.00	0.00	0.00
FAMC 3.05 9/19/2023	3132X06C0	1/9/2019	9/19/2023	3.050	500,000.00	0.00	0.00
FFCB 2.125 6/5/2023	3133EKPT7	11/8/2019	6/5/2023	2.125	500,000.00	0.00	0.00
FNMA 1.375 9/6/2022	3135G0W33	11/8/2019	9/6/2022	1.375	500,000.00	0.00	0.00
FAMC 2.15 6/5/2024	31422BGA2	11/8/2019	6/5/2024	2.150	500,000.00	0.00	0.00
FNMA 1.875 4/5/2022	3135G0T45	3/23/2020	4/5/2022	1.875	500,000.00	0.00	0.00
FHLMC 0.7 5/13/2025-21	3134GVS55	5/13/2020	5/13/2025	0.700	500,000.00	0.00	0.00
FHLMC 0.5 5/20/2024-22	3134GVXR4	5/21/2020	5/20/2024	0.500	500,000.00	0.00	0.00
FHLMC 0.45 7/8/2024-22	3134GV4S4	7/13/2020	7/8/2024	0.450	750,000.00	0.00	0.00
FHLMC 0.375 7/14/2023-22	3134GV5F1	7/14/2020	7/14/2023	0.375	250,000.00	0.00	0.00
FFCB 0.25 9/21/2023-22	3133EMAM4	9/24/2020	9/21/2023	0.250	500,000.00	0.00	0.00
FHLMC 0.35 9/30/2024-22	3134GWVM5	9/30/2020	9/30/2024	0.350	250,000.00	0.00	0.00
FHLMC 0.4 9/30/2025-21	3134GWVP8	9/30/2020	9/30/2025	0.400	250,000.00	0.00	0.00

Description	CUSIP/Ticker	Settlement Date	Maturity Date	Coupon Rate	Ending Face Amount/Shares	Interest/Dividends	Sell Accrued Interest
FNMA 0.54 11/3/2025-22	3135GA2G5	10/30/2020	11/3/2025	0.540	500,000.00	0.00	0.00
FFCB 0.27 11/3/2023-22	3133EMFN7	11/3/2020	11/3/2023	0.270	250,000.00	0.00	0.00
FNMA 0.375 8/25/2025	3135G05X7	11/12/2020	8/25/2025	0.375	250,000.00	468.75	0.00
FHLMC 0.3 11/13/2023-22	3134GXAY0	11/13/2020	11/13/2023	0.300	250,000.00	0.00	0.00
FNMA 0.56 11/17/2025-22	3135GA2Z3	11/17/2020	11/17/2025	0.560	325,000.00	0.00	0.00
FNMA 0.58 11/25/2025-22	3135GA5E7	11/30/2020	11/25/2025	0.580	250,000.00	0.00	0.00
FNMA 0.6 7/29/2025-22	3136G4D75	12/18/2020	7/29/2025	0.600	250,000.00	0.00	0.00
FFCB 0.47 12/22/2025-22	3133EMLC4	12/22/2020	12/22/2025	0.470	250,000.00	0.00	0.00
FFCB 0.125 5/3/2023-21	3133EMPA4	2/5/2021	5/3/2023	0.125	250,000.00	0.00	0.00
FFCB 0.32 2/3/2025-21	3133EMPV8	2/5/2021	2/3/2025	0.320	250,000.00	400.00	0.00
FHLB 0.625 2/24/2026-21	3130AL7M0	3/2/2021	2/24/2026	0.625	250,000.00	781.25	0.00
FFCB 0.45 2/2/2026-23	3133EMPD8	3/2/2021	2/2/2026	0.450	300,000.00	675.00	0.00
FFCB 0.3 11/12/2024-21	3133EMQQ8	3/2/2021	11/12/2024	0.300	250,000.00	0.00	0.00
FFCB 0.43 3/3/2025	3133EMSJ2	3/3/2021	3/3/2025	0.430	250,000.00	0.00	0.00
FHLB 0.6 3/10/2026-21	3130ALFX7	3/10/2021	3/10/2026	0.600	250,000.00	0.00	0.00
FHLB 0.5 3/10/2025-21	3130ALDZ4	3/24/2021	3/10/2025	0.500	250,000.00	0.00	0.00
FHLB 0.75 3/16/2026-21	3130ALF33	3/24/2021	3/16/2026	0.750	250,000.00	0.00	0.00
FFCB 0.25 3/1/2024-21	3133EMSD5	3/24/2021	3/1/2024	0.250	250,000.00	0.00	0.00
FHLMC 0.45 10/29/2025-21	3134GW3J3	4/22/2021	10/29/2025	0.450	250,000.00	0.00	0.00
FHLMC 1.03 4/29/2026-22	3130ALZM9	4/29/2021	4/29/2026	1.030	250,000.00	0.00	0.00
FNMA 0.5 8/14/2025-23	3135G05S8	4/29/2021	8/14/2025	0.500	250,000.00	625.00	0.00
FHLMC 0.65 10/27/2025-21	3134GW5R3	5/25/2021	10/27/2025	0.650	375,000.00	0.00	0.00
FHLB 0.875 5/26/2026-21	3130AMHB1	5/28/2021	5/26/2026	0.875	250,000.00	0.00	0.00
FFCB 0.53 9/29/2025-21	3133EMBH4	6/17/2021	9/29/2025	0.530	500,000.00	0.00	0.00
FFCB 0.9 6/15/2026-22	3133EMH21	6/17/2021	6/15/2026	0.900	250,000.00	0.00	0.00
FFCB 0.6 6/16/2025-22	3133EMH47	6/17/2021	6/16/2025	0.600	250,000.00	0.00	0.00
FHLB 0.53 2/10/2026	3130AKVW2	8/19/2021	2/10/2026	0.530	310,000.00	821.50	0.00
FHLB 0.625 2/24/2025-22	3130ANQ86	8/24/2021	2/24/2025	0.625	250,000.00	781.25	0.00
FFCB 0.8 3/9/2026-23	3133EMSU7	9/24/2021	3/9/2026	0.800	250,000.00	0.00	0.00
FFCB 0.94 9/28/2026-22	3133EM6E7	9/28/2021	9/28/2026	0.940	250,000.00	0.00	0.00
FHLB 0.85 3/30/2026-21	3130ANY79	11/10/2021	3/30/2026	0.850	250,000.00	0.00	0.00
FHLMC 0.8 10/27/2026-21	3134GW4C7	11/10/2021	10/27/2026	0.800	250,000.00	0.00	0.00
FFCB 1.46 11/30/2026-23	3133ENFP0	11/30/2021	11/30/2026	1.460	250,000.00	0.00	0.00
<b>Sub Total/Average</b>					<b>15,560,000.00</b>	<b>4,552.75</b>	<b>0.00</b>

**US Treasury**

T-Note 0.25 6/30/2025	912828ZW3	4/22/2021	6/30/2025	0.250	250,000.00	0.00	0.00
T-Note 0.375 1/31/2026	91282CBH3	4/29/2021	1/31/2026	0.375	250,000.00	0.00	0.00
T-Note 0.375 4/30/2025	912828ZL7	7/1/2021	4/30/2025	0.375	250,000.00	0.00	0.00

Description	CUSIP/Ticker	Settlement Date	Maturity Date	Coupon Rate	Ending Face Amount/Shares	Interest/Dividends	Sell Accrued Interest
T-Note 0.375 4/30/2025	912828ZL7	8/19/2021	4/30/2025	0.375	250,000.00	0.00	0.00
T-Note 0.125 2/15/2024	91282CBM2	8/19/2021	2/15/2024	0.125	250,000.00	156.25	0.00
T-Note 0.25 3/15/2024	91282CBR1	9/24/2021	3/15/2024	0.250	250,000.00	0.00	0.00
T-Note 0.25 6/15/2024	91282CCG4	9/24/2021	6/15/2024	0.250	250,000.00	0.00	0.00
T-Note 0.625 7/31/2026	91282CCP4	9/24/2021	7/31/2026	0.625	250,000.00	0.00	0.00
T-Note 0.375 10/31/2023	91282CDD0	11/10/2021	10/31/2023	0.375	250,000.00	0.00	0.00
T-Note 0.125 8/31/2023	91282CCU3	1/24/2022	8/31/2023	0.125	200,000.00	125.00	0.00
<b>Sub Total/Average</b>					<b>2,450,000.00</b>	<b>281.25</b>	<b>0.00</b>
<b>US Bank MM Custody</b>							
US Bank   Custodian MM	MM65000	7/31/2020	N/A	N/A	4,030,730.28	0.83	0.00
<b>Sub Total/Average</b>					<b>4,030,730.28</b>	<b>0.83</b>	<b>0.00</b>
<b>Total / Average</b>					<b>33,062,151.44</b>	<b>10,033.32</b>	<b>0.00</b>

Mesa Water District  
Portfolio Holdings  
Investment Report | PARS Trust  
Report Format: By CUSIP / Ticker  
Group By: Portfolio Name  
Average By: Market Value  
Portfolio / Report Group: PARS OPEB Trust  
As of 2/28/2022

Description	CUSIP/Ticker	Security Type	Face Amount/Shares	Cost Value	Market Value
<b>PARS OPEB Trust</b>					
Columbia Contrarian Fund	19766M709	Mutual Fund	4,905.69	127,633.75	157,864.54
DFA Large Cap	233203868	Mutual Fund	4,301.31	99,765.59	111,489.67
Dodge & Cox International	256206103	Mutual Fund	1,095.33	42,362.28	51,063.15
Dodge & Cox Stock Fund	256219106	Mutual Fund	556.05	100,976.69	135,682.96
Doubeline Core Fix Income	258620301	Mutual Fund	10,832.45	119,787.65	114,932.08
Harbor Capital Appreciation	411512528	Mutual Fund	1,031.54	85,995.89	86,711.11
Hartford Schroders	41665X859	Mutual Fund	5,892.88	105,110.18	106,366.70
iShares Russell Mid Cap	464287499	Mutual Fund	2,035.00	83,660.68	155,311.20
iShares SP500	464287408	Mutual Fund	408.00	53,183.29	61,950.72
MFS International	552746356	Mutual Fund	1,289.67	42,667.85	51,315.62
PGIM Total Return Bond	74440B884	Mutual Fund	8,368.70	122,901.24	115,654.50
PIMCO	693390841	Mutual Fund	3,118.61	28,144.98	26,882.41
Pimco Total Return Fund	693390700	Mutual Fund	11,645.84	122,401.05	115,759.59
Price T Rowe Growth	741479406	Mutual Fund	967.71	73,473.12	86,978.39
Undiscovered	904504479	Mutual Fund	1,275.15	89,253.82	110,809.24
US Bank PARS - OPEB Trust MM	MM4900	Money Market	98,954.42	98,954.42	98,954.42
Vanguard Growth & Income	921913208	Mutual Fund	3,181.33	252,797.78	307,572.14
Vanguard Real Estate	922908553	Mutual Fund	397.00	32,737.21	40,708.38
Vanguard Short Term	922031836	Mutual Fund	4,588.22	49,922.07	48,313.67
Vanguard Small Cap Growth	922908595	Mutual Fund	444.00	122,196.40	108,731.16
<b>Sub Total / Average PARS OPEB Trust</b>			<b>165,288.90</b>	<b>1,853,925.94</b>	<b>2,093,051.65</b>
<b>Total / Average</b>			<b>165,288.90</b>	<b>1,853,925.94</b>	<b>2,093,051.65</b>



Mesa Water District  
Portfolio Holdings  
Investment Report | PARS Trust  
Report Format: By CUSIP / Ticker  
Group By: Portfolio Name  
Average By: Market Value  
Portfolio / Report Group: PARS Pension Trust  
As of 2/28/2022

Description	CUSIP/Ticker	Security Type	Face Amount/Shares	Cost Value	Market Value
<b>PARS Pension Trust</b>					
Columbia Contrarian Fund	19766M709	Mutual Fund	36,465.57	976,632.35	1,173,461.56
DFA Large Cap	233203868	Mutual Fund	31,243.28	716,401.61	809,825.75
Dodge & Cox International	256206103	Mutual Fund	7,786.89	311,606.40	363,024.91
Dodge & Cox Stock Fund	256219106	Mutual Fund	4,005.14	744,024.08	977,293.23
Doubeline Core Fix Income	258620301	Mutual Fund	81,535.18	896,907.78	865,088.00
Harbor Capital Appreciation	411512528	Mutual Fund	7,612.16	638,468.80	639,879.58
Hartford Schroders	41665X859	Mutual Fund	41,402.83	720,411.80	747,321.10
iShares Russell Mid Cap	464287499	Mutual Fund	13,208.00	327,603.01	1,008,034.56
iShares SP500	464287408	Mutual Fund	3,235.00	422,350.61	491,202.40
MFS International	552746356	Mutual Fund	9,288.99	312,733.67	369,609.13
PGIM Total Return Bond	74440B884	Mutual Fund	62,612.61	913,856.70	865,306.62
PIMCO	693390841	Mutual Fund	23,434.94	211,230.70	202,009.24
Pimco Total Return Fund	693390700	Mutual Fund	87,396.09	911,525.59	868,717.18
Price T Rowe Growth	741479406	Mutual Fund	7,173.38	548,445.91	644,744.55
Undiscovered	904504479	Mutual Fund	10,651.38	718,596.77	925,605.09
US Bank PARS - Pension Trust MM	MM4901	Money Market	725,546.22	725,546.22	725,546.22
Vanguard Growth & Income	921913208	Mutual Fund	23,498.16	1,873,977.13	2,271,802.11
Vanguard Real Estate	922908553	Mutual Fund	3,054.00	243,720.84	313,157.16
Vanguard Short Term	922031836	Mutual Fund	34,488.61	374,213.54	363,164.99
Vanguard Small Cap Growth	922908595	Mutual Fund	3,736.00	1,030,135.21	914,909.04
<b>Sub Total / Average PARS Pension Trust</b>			<b>1,217,374.43</b>	<b>13,618,388.72</b>	<b>15,539,702.42</b>
<b>Total / Average</b>			<b>1,217,374.43</b>	<b>13,618,388.72</b>	<b>15,539,702.42</b>

Mesa Water District  
Transactions Summary  
Monthly Treasurer's Status Report - Investment Activity  
Group By: Action  
Portfolio / Report Group: PARS OPEB Trust  
Begin Date: 01/31/2022, End Date: 02/28/2022

Description	CUSIP/Ticker	YTM @ Cost	Settlement Date	Maturity Date	Face Amount/Shares	Principal	Interest/Dividends	Total
<b>Buy</b>								
PIMCO	693390841	0.000	2/25/2022	N/A	47.93	412.67	0.00	412.67
Hartford Schroders	41665X859	0.000	2/25/2022	N/A	180.61	3,310.51	0.00	3,310.51
Vanguard Real Estate	922908553	0.000	2/25/2022	N/A	2.00	207.83	0.00	207.83
DFA Large Cap	233203868	0.000	2/25/2022	N/A	46.41	1,215.36	0.00	1,215.36
Pimco Total Return Fund	693390700	0.000	2/25/2022	N/A	20.83	207.07	0.00	207.07
Pimco Total Return Fund	693390700	0.000	2/25/2022	N/A	65.49	645.72	0.00	645.72
Dodge & Cox International	256206103	0.000	2/25/2022	N/A	20.89	992.72	0.00	992.72
PGIM Total Return Bond	74440B884	0.000	2/25/2022	N/A	18.99	262.50	0.00	262.50
PGIM Total Return Bond	74440B884	0.000	2/25/2022	N/A	106.99	1,466.78	0.00	1,466.78
MFS International	552746356	0.000	2/25/2022	N/A	39.87	1,596.22	0.00	1,596.22
Vanguard Short Term	922031836	0.000	2/25/2022	N/A	6.25	65.80	0.00	65.80
Doubeline Core Fix Income	258620301	0.000	2/25/2022	N/A	75.07	793.47	0.00	793.47
iShares Russell Mid Cap	464287499	0.000	2/25/2022	N/A	257.00	19,606.38	0.00	19,606.38
<b>Sub Total / Average Buy</b>					<b>888.33</b>	<b>30,783.03</b>	<b>0.00</b>	<b>30,783.03</b>
<b>Dividend</b>								
PIMCO	693390841	0.000	2/28/2022	N/A	0.00	0.00	102.52	102.52
Pimco Total Return Fund	693390700	0.000	2/28/2022	N/A	0.00	0.00	207.07	207.07
PGIM Total Return Bond	74440B884	0.000	2/28/2022	N/A	0.00	0.00	262.50	262.50
Vanguard Short Term	922031836	0.000	2/28/2022	N/A	0.00	0.00	65.80	65.80
Doubeline Core Fix Income	258620301	0.000	2/28/2022	N/A	0.00	0.00	262.45	262.45
<b>Sub Total / Average Dividend</b>					<b>0.00</b>	<b>0.00</b>	<b>900.34</b>	<b>900.34</b>
<b>Sell</b>								
iShares SP500	464287408	0.000	2/25/2022	N/A	28.00	4,273.47	0.00	4,273.47
Undiscovered	904504479	0.000	2/25/2022	N/A	0.004	0.345	0.00	0.35
Undiscovered	904504479	0.000	2/25/2022	N/A	1.246	107.456	0.00	107.46
Undiscovered	904504479	0.000	2/25/2022	N/A	11.162	962.616	0.00	962.62
Undiscovered	904504479	0.000	2/25/2022	N/A	11.733	1,011.859	0.00	1,011.86
Undiscovered	904504479	0.000	2/25/2022	N/A	15.016	1,294.987	0.00	1,294.99
Undiscovered	904504479	0.000	2/25/2022	N/A	18.425	1,588.981	0.00	1,588.98
Undiscovered	904504479	0.000	2/25/2022	N/A	20.038	1,728.087	0.00	1,728.09
Undiscovered	904504479	0.000	2/25/2022	N/A	23.016	1,984.911	0.00	1,984.91

Description	CUSIP/Ticker	YTM @ Cost	Settlement Date	Maturity Date	Face Amount/Shares	Principal	Interest/Dividends	Total
Undiscovered	904504479	0.000	2/25/2022	N/A	23.139	1,995.518	0.00	1,995.52
Undiscovered	904504479	0.000	2/25/2022	N/A	27.979	2,412.922	0.00	2,412.92
Undiscovered	904504479	0.000	2/25/2022	N/A	36.862	3,178.996	0.00	3,179.00
Undiscovered	904504479	0.000	2/25/2022	N/A	36.864	3,179.169	0.00	3,179.17
Undiscovered	904504479	0.000	2/25/2022	N/A	50.093	4,320.044	0.00	4,320.04
Undiscovered	904504479	0.000	2/25/2022	N/A	85.883	7,406.59	0.00	7,406.59
Dodge & Cox Stock Fund	256219106	0.000	2/25/2022	N/A	0.002	0.489	0.00	0.49
Dodge & Cox Stock Fund	256219106	0.000	2/25/2022	N/A	1.833	448.249	0.00	448.25
Dodge & Cox Stock Fund	256219106	0.000	2/25/2022	N/A	5.69	1,391.455	0.00	1,391.46
Dodge & Cox Stock Fund	256219106	0.000	2/25/2022	N/A	9.329	2,281.351	0.00	2,281.35
Dodge & Cox Stock Fund	256219106	0.000	2/25/2022	N/A	10.296	2,517.825	0.00	2,517.83
Columbia Contrarian Fund	19766M709	0.000	2/25/2022	N/A	325.66	10,505.79	0.00	10,505.79
Vanguard Small Cap Growth	922908595	0.000	2/25/2022	N/A	119.00	28,799.44	0.00	28,799.44
Price T Rowe Growth	741479406	0.000	2/25/2022	N/A	71.16	6,359.39	0.00	6,359.39
Harbor Capital Appreciation	411512528	0.000	2/25/2022	N/A	1.969	164.654	0.00	164.65
Harbor Capital Appreciation	411512528	0.000	2/25/2022	N/A	5.503	460.179	0.00	460.18
Harbor Capital Appreciation	411512528	0.000	2/25/2022	N/A	11.05	924.038	0.00	924.04
Harbor Capital Appreciation	411512528	0.000	2/25/2022	N/A	44.908	3,755.358	0.00	3,755.36
Vanguard Growth & Income	921913208	0.000	2/28/2022	N/A	170.65	16,498.15	0.00	16,498.15
Vanguard Short Term	922031836	0.000	2/28/2022	N/A	7.81	82.21	0.00	82.21
<b>Sub Total / Average Sell</b>					<b>1,174.32</b>	<b>109,634.529</b>	<b>0.00</b>	<b>109,634.53</b>

Mesa Water District  
Transactions Summary  
Monthly Treasurer's Status Report - Investment Activity  
Group By: Action  
Portfolio / Report Group: PARS Pension Trust  
Begin Date: 01/31/2022, End Date: 02/28/2022

Description	CUSIP/Ticker	YTM @ Cost	Settlement Date	Maturity Date	Face Amount/Shares	Principal	Interest/Dividends	Total
<b>Buy</b>								
PIMCO	693390841	0.000	2/18/2022	N/A	635.77	5,448.55	0.00	5,448.55
Vanguard Real Estate	922908553	0.000	2/18/2022	N/A	121.00	12,351.54	0.00	12,351.54
Pimco Total Return Fund	693390700	0.000	2/18/2022	N/A	1,734.574	17,154.94	0.00	17,154.94
PGIM Total Return Bond	74440B884	0.000	2/18/2022	N/A	1,564.401	21,635.66	0.00	21,635.66
MFS International	552746356	0.000	2/18/2022	N/A	9.508	388.86	0.00	388.86
Vanguard Short Term	922031836	0.000	2/18/2022	N/A	455.283	4,794.13	0.00	4,794.13
Doubline Core Fix Income	258620301	0.000	2/18/2022	N/A	1,663.738	17,652.26	0.00	17,652.26
<b>Sub Total / Average Buy</b>					<b>6,184.274</b>	<b>79,425.94</b>	<b>0.00</b>	<b>79,425.94</b>
<b>Dividend</b>								
PIMCO	693390841	0.000	2/28/2022	N/A	0.00	0.00	766.00	766.00
Pimco Total Return Fund	693390700	0.000	2/28/2022	N/A	0.00	0.00	1,541.65	1,541.65
PGIM Total Return Bond	74440B884	0.000	2/28/2022	N/A	0.00	0.00	1,953.92	1,953.92
Vanguard Short Term	922031836	0.000	2/28/2022	N/A	0.00	0.00	489.19	489.19
Doubline Core Fix Income	258620301	0.000	2/28/2022	N/A	0.00	0.00	1,948.68	1,948.68
<b>Sub Total / Average Dividend</b>					<b>0.00</b>	<b>0.00</b>	<b>6,699.44</b>	<b>6,699.44</b>
<b>Sell</b>								
Hartford Schroders	41665X859	0.000	2/18/2022	N/A	1,009.941	19,320.17	0.00	19,320.17
Vanguard Growth & Income	921913208	0.000	2/18/2022	N/A	1,389.749	133,540.98	0.00	133,540.98
DFA Large Cap	233203868	0.000	2/18/2022	N/A	348.379	9,211.15	0.00	9,211.15
Undiscovered	904504479	0.000	2/18/2022	N/A	121.578	10,343.856	0.00	10,343.86
Undiscovered	904504479	0.000	2/18/2022	N/A	126.702	10,779.806	0.00	10,779.81
Undiscovered	904504479	0.000	2/18/2022	N/A	173.006	14,719.35	0.00	14,719.35
Undiscovered	904504479	0.000	2/18/2022	N/A	379.537	32,291.008	0.00	32,291.01
Undiscovered	904504479	0.000	2/18/2022	N/A	699.177	59,485.979	0.00	59,485.98
Dodge & Cox Stock Fund	256219106	0.000	2/18/2022	N/A	325.00	79,491.75	0.00	79,491.75
Columbia Contrarian Fund	19766M709	0.000	2/18/2022	N/A	2,375.806	75,479.36	0.00	75,479.36
Vanguard Small Cap Growth	922908595	0.000	2/18/2022	N/A	450.00	106,980.43	0.00	106,980.43
Dodge & Cox International	256206103	0.000	2/18/2022	N/A	190.53	9,280.72	0.00	9,280.72
Price T Rowe Growth	741479406	0.000	2/18/2022	N/A	112.496	9,936.772	0.00	9,936.77
Price T Rowe Growth	741479406	0.000	2/18/2022	N/A	427.374	37,749.948	0.00	37,749.95
Harbor Capital Appreciation	411512528	0.000	2/18/2022	N/A	517.719	43,012.09	0.00	43,012.09
<b>Sub Total / Average Sell</b>					<b>8,646.994</b>	<b>651,623.369</b>	<b>0.00</b>	<b>651,623.37</b>



## MONTHLY COMMITTEE

### Major Staff Projects

Title	Comments	Status
Human Resource Information System/Payroll System	Human Resource Information System/Payroll System	In Process
Water Rate Study	Water Rate Study	In Process
2023 Budget	2023 Budget	In Process



*Dedicated to  
Satisfying our Community's  
Water Needs*

## MEMORANDUM

TO: Board of Directors  
FROM: Stacy Taylor, Water Policy Manager  
DATE: April 26, 2022  
SUBJECT: State Advocacy Update

---

### RECOMMENDATION

Receive and file the State Advocacy Update.

### STRATEGIC PLAN

Goal #7: Actively participate in regional and statewide water issues.

### PRIOR BOARD ACTION/DISCUSSION

This item is provided at the monthly Board of Directors Committee meeting.

### DISCUSSION

An updated State Advocacy report will be provided at the April 26, 2022 meeting.

### FINANCIAL IMPACT

In Fiscal Year 2022, \$235,000 is budgeted for Support Services; \$171,150 has been spent to date.

### ATTACHMENTS

None.



*Dedicated to  
Satisfying our Community's  
Water Needs*

## MEMORANDUM

TO: Board of Directors  
FROM: Stacy Taylor, Water Policy Manager  
DATE: April 26, 2022  
SUBJECT: Orange County Update

---

### RECOMMENDATION

Receive and file the Orange County Update.

### STRATEGIC PLAN

Goal #7: Actively participate in regional and statewide water issues.

### PRIOR BOARD ACTION/DISCUSSION

This item is provided at the monthly Board of Directors Committee meeting.

### DISCUSSION

The Mesa Water District (Mesa Water®) governmental relations program includes monitoring local and regional political issues and policy-setting authorities (i.e., County of Orange, Orange County Local Agency Formation Commission, etc.). An updated Orange County report will be provided at the April 26, 2022 meeting.

### FINANCIAL IMPACT

In Fiscal Year 2022, \$235,000 is budgeted for Support Services; \$171,150 has been spent to date.

### ATTACHMENTS

None.



*Dedicated to  
Satisfying our Community's  
Water Needs*

## MEMORANDUM

TO: Board of Directors  
FROM: Celeste Carrillo, Public Affairs Coordinator  
DATE: April 26, 2022  
SUBJECT: Outreach Update

---

### RECOMMENDATION

Receive and file the Outreach Update.

### STRATEGIC PLAN

Goal #4: Increase public awareness about Mesa Water and about water.  
Goal #6: Provide outstanding customer service.  
Goal #7: Actively participate in regional and statewide water issues.

### PRIOR BOARD ACTION/DISCUSSION

This item is provided at the monthly Board of Directors Committee meeting.

### DISCUSSION

Mesa Water District's (Mesa Water®) outreach program aims to connect Mesa Water with its constituents in order to achieve Goal #4 of the Board of Directors' (Board) Strategic Plan. Outreach activities are also designed to achieve the Strategic Plan goals related to customer service and/or regional water issues involvement by educating and informing the District's constituents about Mesa Water, water issues, and water in general. Mesa Water's constituents include external audiences, such as customers, community members, elected officials, industry colleagues, media, water districts and special districts – as well as internal audiences, such as staff, retirees and Board members.

### Upcoming Fiscal Year 2022 Events

- **Institute for Conservation, Research and Education (ICRE) Student Poster Presentation** – Mesa Water District, 1965 Placentia Avenue, Costa Mesa:  
Thursday, June 2, 2022, 5:00 p.m. to 6:30 p.m.

The benefits of Mesa Water's involvement in this program include:

- Mesa Water will be developing future environmental leaders, decision makers, and community leaders by providing unique experiential educational opportunities for local students; and
- During the Ecological Field Studies Program, students will conduct real-world ecological research. Acting as ecologists, with guidance from professionals, students develop a question and a hypothesis, and identify the best research methods and techniques to test their hypothesis. With field equipment in hand, students set up their experiments and collect data approximately one day each month over most of the





school year. Near the end of the data collection period, students begin constructing posters that will display their work and results.

- Once the collection is complete, students analyze their results and make conclusions that are shared and discussed with other students, their families, and community members at an end-of-year poster presentation, hosted at Mesa Water District's Headquarters.

The benefits of Mesa Water's outreach program include:

- Informing constituents about Southern California's perpetual drought, the historical drought facing California, and the importance of developing local and cost-effective sources of safe, reliable water for Mesa Water's service area and the region at large;
- Educating constituents about the importance of water and water stewardship, in order to sustain Southern California's population, quality of life, business, and economy;
- Educating constituents about Mesa Water's stewardship of ratepayer funds and financial responsibility to fund, invest in, and save for the current and future provision of safe and reliable water for the District's service area;
- Informing constituents of the District's infrastructure improvements to ensure water quality and water reliability for its service area;
- Learning from constituents and evolving as a well-informed Board of Directors;
- Promoting water use efficiency to Mesa Water's customers and community members to help them save water, money, and the environment;
- Ensuring, for public health and safety reasons, that Mesa Water customers and community members identify the District as their water provider and as the source of information about water in emergency situations;
- Supporting Mesa Water's service area as an actively involved participant in programs that provide added value and benefits to the community;
- Informing the media of Mesa Water's activities that benefit the District's customers and community;
- Empowering Mesa Water's Board and staff with information that will help them provide the best possible service to the District's customers and community members; and,
- Strengthening Mesa Water's industry relations to provide opportunities for improving the District's business and operations -- including the areas of financial and human resources strength, infrastructure and technological innovation, and setting/supporting policies that have a positive impact on Mesa Water's service area -- so that the District can continue to provide safe, high-quality, reliable, and affordable water to its customers.



### FINANCIAL IMPACT

In Fiscal Year 2022, \$590,920 is budgeted for Public Affairs Support Services; \$386,655 has been spent to date.

### ATTACHMENTS

None.



*Dedicated to  
Satisfying our Community's  
Water Needs*

## MEMORANDUM

TO: Engineering and Operations Committee  
FROM: Phil Lauri, P.E., Assistant General Manager  
DATE: April 26, 2022  
SUBJECT: Fiscal Year 2021 Water Loss Audit

---

### RECOMMENDATION

Receive the presentation.

### STRATEGIC PLAN

Goal #1: Provide a safe, abundant, and reliable water supply.

Goal #2: Practice perpetual infrastructure renewal and improvement.

### PRIOR BOARD ACTION/DISCUSSION

At its May 17, 2016 meeting, the Engineering and Operations (E&O) Committee received an information item entitled, "Water Loss Update."

At its October 16, 2018 meeting, the E&O Committee received a presentation on the results of the Fiscal Year (FY) 2018 Water Loss Audit.

At its November 19, 2019 meeting, the E&O Committee received a presentation on the results of the FY 2019 Water Loss Audit.

At its January 26, 2021 Committee meeting, the Board of Directors (Board) received a presentation on the results of the FY 2020 Water Loss Audit.

### DISCUSSION

#### **Water Loss Regulations**

California Senate Bill No. 555 ([SB 555](#)) requires urban retail water suppliers to perform an annual water audit using the American Water Works Association's ([AWWA](#)) Free Water Audit Software, version 5.0. The water audit must be validated by a third party certified Water Audit Validator. The validated water audit must be submitted to the State Department of Water Resources annually by December 31 for fiscal year filers. Mesa Water District's (Mesa Water®) FY 2021 Validated Water Loss Audit is included as Attachment A.

#### **Proposed Water Loss Regulatory Changes**

Water Code section 10608.34 (added by SB 555 in 2015) requires the State Water Resources Control Board (State Water Board) to develop and adopt economically feasible water loss performance standards for urban retail water suppliers (URWS). The State Water Board has been working on [rulemaking](#) since 2017. The most recent proposed rule was issued for 45-day comment period on December 24, 2021. The final rule is expected to address both "Apparent Losses" and "Real Losses". An example of an Apparent Loss is billing errors, and an example of a Real Loss is a main line break. It is anticipated that each URWS will be assigned an individual



performance standard for Real Loss based on the output of the State's economic model for cost-benefit of water loss reduction, and will be required to achieve its Real Loss performance standard by 2028 for compliance. Real Loss performance standards range from 10 to 49 gallons per connection per day across the state. Mesa Water's Real Loss Performance Standard is 20 gallons per connection per day. Mesa Water has achieved this result annually since the FY 2018 Water Loss Audit. The proposed rule would add an Apparent Loss Performance Standard for URWS. Each URWS's Apparent Loss performance standard will be based on the URWS's Apparent Losses during the baseline audit years. Exceeding the Apparent Loss standard does not constitute non-compliance but does trigger additional reporting and analysis of Apparent Losses. The State has not yet issued Apparent Loss standards.

Between 2023 and 2028, URWS will be required to submit three questionnaires to the State in addition to submitting the third party-validated Water Loss Audit. The questionnaires solicit information related to the following:

- Water Loss Audit Data Quality
- Asset Management
- Pressure Management

Mesa Water's Water Policy Manager has been working with the Association of California Water Agencies ([ACWA](#)) and the California Municipal Utilities Association ([CMUA](#)) to advocate for reasonable Water Loss Performance Standards that include a simplified compliance pathway for URWS who demonstrated very low real losses before the State issued the Water Loss Performance Standards. In the draft regulation issued on December 24, 2021, Mesa Water would qualify for the simplified compliance pathway based on achieving less than 16 gallons per connection per day in its FY 2020 and FY 2021 Water Loss Audits. This would be beneficial for Mesa Water to be able to continue its effective water loss program without additional investment for negligible water loss reduction.

### **Annual Water Loss Audit**

The annual water loss audit starts with a water balance for water that entered the distribution system (water supplied) and water that reached customer meters (water sold). The difference between water supplied and water sold is considered water loss. The water loss is further classified and adjusted by production meter and customer meter accuracy testing, estimates of authorized consumption but unmetered water uses, estimates of water theft, and estimates of billing errors. Water losses are characterized as Apparent (or unavoidable) Losses or Real Losses. Costs are applied to the losses, and a total cost impact is calculated for evaluation. Operations data is also used to normalize the water losses to system pressure and number of connections. To compare urban systems (more than 3,000 customers) on the same scale, the Infrastructure Leakage Index (ILI) is calculated as a ratio of the actual water loss to the theoretical minimum water loss given the system pressure, length of main lines, and number of connections based on industry standards.

For each input to the water loss audit, the validity of the input is scored by the third party water audit validator based on criteria in AWWA M36 Water Audits and Loss Control Programs, Fourth



Edition, as well as the Water Loss Audit Validator Guidance Document. A final data validity score is an output of the Water Audit Software. It is a weighted calculation based on inputs, and normalized to a 100-point scale. A data validity score of 51 or higher indicates actionable data for setting goals and strategies for water loss improvement.

**Fiscal Year 2021 Water Loss Audit Results**

Table 1 summarizes Mesa Water’s Water Loss Audit Key Performance Indicators (KPI), and compares Mesa Water’s FY 2021 performance to the Water Research Foundation (WRF) North American Water Loss Audit database, and locally to Orange County retail water agencies. Of the water produced by Mesa Water, only 1.6% is attributed to Real Loss from breaks and background leakage, and is considered the Real Loss from leaking infrastructure. Statistics on real water loss percentages from other agencies are not available for comparison. Rather than comparing agencies on percentage of Real Loss, the State standard for comparing Real Loss is normalized to gallons of Real Loss per connection per day. For FY 2021, Mesa Water’s Real Loss was calculated to be 10.59 gallons per connection per day. This is among the best performance in Orange County and in WRF’s North American Water Loss Audit database.

**Table 1. Water Loss Audit Key Performance Indicators**

KPI	Mesa Water	North American Percentile	MWDOC Member Agency Percentile	Rank in MWDOC Agencies
Real Loss (as percent of water supplied)	1.6%	NA	NA	NA
Real Loss (Gal/connection/day)	10.59	Lowest 10%	Lowest 15%	4 <sup>th</sup> lowest
Infrastructure Leakage Index (ILI)	0.58	Lowest 10%	Lowest 15%	4 <sup>th</sup> lowest
Data Validity Score	82	NA	100%	Top score

Infrastructure Leakage Index (ILI) is ratio of the actual Real Loss to the theoretical minimum Real Loss. The lowest achievable ILI should be 1; however, Mesa Water’s ILI is 0.58. This is among the best in Orange County, and in the WRF North American Water Loss Database. Mesa Water’s Water Loss Audit Data Validity Score of 82 is the best in Orange County. Comparison for the Data Validity Score for the WRF North American Water Loss Database is not available.

**FINANCIAL IMPACT**

In Fiscal Year 2022, \$20,000 is budgeted for Water Loss Audits; no funds have been spent to date.

**ATTACHMENTS**

Attachment A: Fiscal Year 2021 Validated Water Loss Audit



# AWWA Free Water Audit Software: Reporting Worksheet

WAS v5.0  
American Water Works Association  
Copyright © 2014, All Rights Reserved.

? Click to access definition  
+ Click to add a comment

Water Audit Report for: **Mesa Water District (CA3010004)**  
Reporting Year: **2020**      **7/2020 - 6/2021**

Please enter data in the white cells below. Where available, metered values should be used; if metered values are unavailable please estimate a value. Indicate your confidence in the accuracy of the input data by grading each component (n/a or 1-10) using the drop-down list to the left of the input cell. Hover the mouse over the cell to obtain a description of the grades

**All volumes to be entered as: ACRE-FEET PER YEAR**

To select the correct data grading for each input, determine the highest grade where the utility meets or exceeds all criteria for that grade and all grades below it.

### WATER SUPPLIED

----- Enter grading in column 'E' and 'J' ----->

Volume from own sources:	+ ?	9	16,264.500	acre-ft/yr
Water imported:	+ ?	7	66.500	acre-ft/yr
Water exported:	+ ?	n/a		acre-ft/yr

### Master Meter and Supply Error Adjustments

Pcnt:	Value:		
+ ?	10	0.58%	<input checked="" type="radio"/> <input type="radio"/>
+ ?	7	0	<input checked="" type="radio"/> <input type="radio"/>
+ ?			<input checked="" type="radio"/> <input type="radio"/>

**WATER SUPPLIED:**      **16,237.210** acre-ft/yr

Enter negative % or value for under-registration  
Enter positive % or value for over-registration

### AUTHORIZED CONSUMPTION

Billed metered:	+ ?	9	15,386.140	acre-ft/yr
Billed unmetered:	+ ?	n/a		acre-ft/yr
Unbilled metered:	+ ?	n/a		acre-ft/yr
Unbilled unmetered:	+ ?	5	202.965	acre-ft/yr

Default option selected for Unbilled unmetered - a grading of 5 is applied but not displayed

**AUTHORIZED CONSUMPTION:**      **15,589.105** acre-ft/yr

Click here: ?  
for help using option buttons below

Pcnt:	Value:	
1.25%	<input checked="" type="radio"/> <input type="radio"/>	acre-ft/yr

Use buttons to select percentage of water supplied  
**OR**  
value

### WATER LOSSES (Water Supplied - Authorized Consumption)

**648.105** acre-ft/yr

#### Apparent Losses

Unauthorized consumption: + ?      **40.593** acre-ft/yr

Default option selected for unauthorized consumption - a grading of 5 is applied but not displayed

Customer metering inaccuracies:	+ ?	7	304.396	acre-ft/yr
Systematic data handling errors:	+ ?	5	38.465	acre-ft/yr

Default option selected for Systematic data handling errors - a grading of 5 is applied but not displayed

**Apparent Losses:**      **383.455** acre-ft/yr

Pcnt:	Value:	
0.25%	<input checked="" type="radio"/> <input type="radio"/>	acre-ft/yr
1.94%	<input checked="" type="radio"/> <input type="radio"/>	acre-ft/yr
0.25%	<input checked="" type="radio"/> <input type="radio"/>	acre-ft/yr

### Real Losses (Current Annual Real Losses or CARL)

**Real Losses = Water Losses - Apparent Losses:**      **264.650** acre-ft/yr

**WATER LOSSES:**      **648.105** acre-ft/yr

### NON-REVENUE WATER

**NON-REVENUE WATER:**      **851.070** acre-ft/yr

= Water Losses + Unbilled Metered + Unbilled Unmetered

### SYSTEM DATA

Length of mains:	+ ?	9	328.4	miles
Number of <u>active</u> AND <u>inactive</u> service connections:	+ ?	7	22,315	
Service connection density:	?		<b>68</b>	conn./mile main

Are customer meters typically located at the curbstops or property line?     

Average length of customer service line has been set to zero and a data grading score of 10 has been applied

Average operating pressure: + ?      7      78.9      psi

### COST DATA

Total annual cost of operating water system:	+ ?	10	\$33,981,193	\$/Year
Customer retail unit cost (applied to Apparent Losses):	+ ?	9	\$4.49	\$/100 cubic feet (ccf)
Variable production cost (applied to Real Losses):	+ ?	7	\$662.96	\$/acre-ft

Use Customer Retail Unit Cost to value real losses

### WATER AUDIT DATA VALIDITY SCORE:

**\*\*\* YOUR SCORE IS: 82 out of 100 \*\*\***

A weighted scale for the components of consumption and water loss is included in the calculation of the Water Audit Data Validity Score

### PRIORITY AREAS FOR ATTENTION:

Based on the information provided, audit accuracy can be improved by addressing the following components:

1: Volume from own sources

2: Unauthorized consumption

3: Systematic data handling errors



# AWWA Free Water Audit Software: System Attributes and Performance Indicators

WAS v5.0

American Water Works Association.  
Copyright © 2014, All Rights Reserved.

Water Audit Report for: **Mesa Water District (CA3010004)**  
 Reporting Year: **2020**      **7/2020 - 6/2021**

**\*\*\* YOUR WATER AUDIT DATA VALIDITY SCORE IS: 82 out of 100 \*\*\***

**System Attributes:**

Apparent Losses:	<b>383.455</b>	acre-ft/yr
+	Real Losses:	<b>264.650</b> acre-ft/yr
=	<b>Water Losses:</b>	<b>648.105</b> acre-ft/yr

? Unavoidable Annual Real Losses (UARL): **452.85** acre-ft/yr

Annual cost of Apparent Losses: **\$749,978**

Annual cost of Real Losses: **\$175,452**      Valued at **Variable Production Cost**  
 Return to Reporting Worksheet to change this assumption

**Performance Indicators:**

Financial:	{	Non-revenue water as percent by volume of Water Supplied:	<b>5.2%</b>	
		Non-revenue water as percent by cost of operating system:	<b>3.1%</b>	Real Losses valued at Variable Production Cost

Operational Efficiency:	{	Apparent Losses per service connection per day:	<b>15.34</b>	gallons/connection/day
		Real Losses per service connection per day:	<b>10.59</b>	gallons/connection/day
		Real Losses per length of main per day*:	<b>N/A</b>	
		Real Losses per service connection per day per psi pressure:	<b>0.13</b>	gallons/connection/day/psi

From Above, Real Losses = Current Annual Real Losses (CARL): **264.65** acre-feet/year

? Infrastructure Leakage Index (ILI) [CARL/UARL]: **0.58**

\* This performance indicator applies for systems with a low service connection density of less than 32 service connections/mile of pipeline



# AWWA Free Water Audit Software: Water Balance

WAS v5.0

American Water Works Association.  
Copyright © 2014, All Rights Reserved.

Water Audit Report for:	Mesa Water District (CA3010004)	
Reporting Year:	2020	7/2020 - 6/2021
Data Validity Score:	82	

Own Sources (Adjusted for known errors)  16,170.710	Water Exported 0.000	Billed Water Exported				Revenue Water  15,386.140
	Water Supplied  16,237.210	Authorized Consumption  15,589.105	Billed Authorized Consumption  15,386.140	Billed Metered Consumption (water exported is removed)  15,386.140	Billed Unmetered Consumption  0.000	
Water Losses  648.105			Unbilled Authorized Consumption  202.965	Unbilled Metered Consumption  0.000		Unbilled Unmetered Consumption  202.965
	Water Imported  66.500	Real Losses  264.650	Apparent Losses  383.455	Unauthorized Consumption  40.593	Non-Revenue Water (NRW)  851.070	
Leakage on Transmission and/or Distribution Mains <i>Not broken down</i>			Customer Metering Inaccuracies  304.396			
			Leakage and Overflows at Utility's Storage Tanks <i>Not broken down</i>			
			Leakage on Service Connections <i>Not broken down</i>			





*Dedicated to  
Satisfying our Community's  
Water Needs*

## MEMORANDUM

TO: Board of Directors  
FROM: Marwan Khalifa, CPA, MBA, Chief Financial Officer  
DATE: April 26, 2022  
SUBJECT: Pension & Other Post-Employment Benefits Trust Update

---

### RECOMMENDATION

Receive the presentation.

### STRATEGIC PLAN

Goal #3: Be financially responsible and transparent.

### PRIOR BOARD ACTION/DISCUSSION

At its April 10, 2014 meeting, the Board of Directors (Board) approved the selection of Public Agency Retirement Services (PARS) as a third party Other Post-Employment Benefits (OPEB) Trust provider and funded the trust with annual \$250,000 contributions over four years.

At its June 16, 2014 meeting, the Finance Committee directed staff to invest \$150,000 by June 30, 2014 into the OPEB Trust and the remaining \$100,000 within the succeeding three months.

At its July 10, 2014 meeting, the Board approved an investment strategy of Capital Appreciation and selection of an Active Portfolio Management Strategy for Mesa Water's OPEB Trust.

At its April 17, 2017 meeting, the Finance Committee received an update on the OPEB Trust performance and Pension Stabilization Fund.

At its June 8, 2017 meeting, the Board adopted Resolution No. 1499 Adoption of the Public Agencies Post-Employment Benefits Trust Administered by PARS; Appointed the District Treasurer as Mesa Water's Plan Administrator; Authorized the Plan Administrator to execute an Agreement for Administrative Services and other documents necessary to implement and administer the Public Agencies Post-Employment Benefits Trust (Program); and Authorized the Plan Administrator to move assets currently in the Public Agencies Post-Retirement Health Care Plan Trust to the OPEB Account established in the name of the Mesa Water District under the Public Agencies Post-Employment Benefits Trust.

At its June 20, 2020 Committee meeting, the Board received an annual update on the Pension & OPEB Trust.

At its February 23, 2021 Committee meeting, the Board received an annual update on the Pension & OPEB Trust.

### DISCUSSION

Mesa Water District (Mesa Water®), at the direction of its Board, established an Other Post-Employment Benefits (OPEB) Trust and Pension Rate Stabilization Trust in order to set aside the funds necessary to pay for future OPEB and Pension liability payments. This decision has



significantly reduced the District's OPEB liability and eliminated the District's Pension liability.

- The OPEB Trust was funded with an initial \$1,000,000 and an additional \$110,000 in Fiscal Years 2020, 2021, and 2022. This investment has seen compounded returns over approximately eight years of 58.6%.
- The Pension Trust was funded with \$13,000,000. This investment has seen a return of approximately 38.9% in the nearly five years since inception.
- The result of these short-term returns is an increase of \$5,838,692 in earnings within the OPEB and Pension Trust. These earnings improve the District's ability to pay down its liabilities.

The OPEB trust to pre-fund Other Post-Employment Benefits was established in June 2014.

- Since it was established, the District has funded the OPEB Trust with \$1,330,000 over nearly eight fiscal years.
- These funds have grown through the investment in the Capital Appreciation HighMark Plus investment account to \$2,109,522 as of March 31, 2022 (Attachment A).
- The total OPEB liability as of June 30, 2020 is \$1,790,353 - resulting in a Net OPEB Plan Asset of \$319,169 as of March 31, 2022.

The Defined Benefit Pension Plan trust to pre-fund Pension Liability was established in June 2017.

- Since it was established, the District, with direction from the Board, has funded the Pension Trust with \$13,000,000 in \$1 million increments over thirteen months.
- These funds have changed through the investment in the Capital Appreciation HighMark Plus investment account over nearly five years to \$15,505,467.
- In Fiscal Years 2019, 2020, and 2021, Mesa Water distributed \$531,042, \$517,312 and \$795,933 respectively, to pay CalPERS the annual pension payment.
- Additionally, Mesa Water distributed \$709,415 to pay CalPERS pension payments resulting in a balance of \$15,505,467 as of March 31, 2022 (Attachment A).
- The total Defined Benefit Pension Plan liability as of June 30, 2020 is \$12,575,902, resulting in a Net Pension Plan Asset of \$2,929,565 as of March 31, 2022.

## FINANCIAL IMPACT

Increased potential investment returns for long-term reductions in the District's pension expense and pension liability.

## ATTACHMENTS

Attachment A: PARS OPEB and Pension Trust Contributions and Earnings Detail

# PARS OPEB AND PENSION TRUST CONTRIBUTIONS AND EARNINGS DETAIL

## PARS OPEB TRUST

Date	Beginning Balance	Contributions	Disbursements	Investment Gain (Loss)	PARS Expenses	Ending Balance	1 Year Return	
							PARS <sup>1</sup>	CALPERS <sup>2</sup>
6/30/2014	-	150,000	-	0	-	150,000	N/A	18.40%
6/30/2015	150,000	350,000	-	14,385	(4,359)	510,025	5.66%	2.40%
6/30/2016	510,025	250,000	-	(3,104)	(5,072)	751,849	-1.70%	0.60%
6/30/2017	751,849	250,000	-	135,762	(6,367)	1,131,243	15.56%	11.20%
6/30/2018	1,131,243	-	-	113,337	(6,991)	1,237,589	10.05%	8.60%
6/30/2019	1,237,589	-	-	81,003	(6,279)	1,312,312	6.56%	6.70%
6/30/2020	1,312,312	110,000	-	27,415	(6,904)	1,442,823	1.92%	4.70%
6/30/2021	1,442,823	110,000	-	305,060	(3,907)	1,853,977	33.11%	21.30%
3/31/2022	1,853,977	110,000	-	(43,784)	(7,433)	2,109,522	4.01%	NA
		1,330,000	-	630,073	(47,313)			

<sup>1</sup> Source: PARS Statements, return stated net of PARS expenses.

<sup>2</sup> Source: CALPERS Website, return stated net of expenses.

## PARS PENSION TRUST

Date	Beginning Balance	Contributions	Disbursements	Investment Gain (Loss)	PARS Expenses	Ending Balance	1 Year Return	
							PARS <sup>1</sup>	CALPERS <sup>2</sup>
6/30/2018	-	12,000,000	-	308,740	(30,617)	12,278,123	7.96%	8.60%
6/30/2019	12,278,123	1,000,000	(531,042)	845,616	(64,636)	13,528,061	6.59%	6.70%
6/30/2020	13,528,061	-	(517,312)	244,221	(66,170)	13,188,800	1.83%	4.70%
6/30/2021	13,188,800	-	(795,933)	4,293,719	(71,031)	16,615,556	33.50%	21.30%
3/31/2022	16,615,556	-	(709,415)	(344,319)	(56,354)	15,505,467	3.90%	NA
		13,000,000	(2,553,702)	5,347,977	(288,807)			

<sup>1</sup> Source: PARS Statements, return stated net of PARS expenses.

<sup>2</sup> Source: CALPERS Website, return stated net of expenses.



*Dedicated to  
Satisfying our Community's  
Water Needs*

## MEMORANDUM

TO: Board of Directors  
FROM: Phil Lauri, P.E., Assistant General Manager  
DATE: April 26, 2022  
SUBJECT: Capital Improvement Program Renewal Quarterly Update

---

### RECOMMENDATION

Receive the presentation.

### STRATEGIC PLAN

Goal #1: Provide a safe, abundant, and reliable water supply.  
Goal #2: Practice perpetual infrastructure renewal and improvement.  
Goal #4: Increase public awareness about Mesa Water and about water.  
Goal #6: Provide outstanding customer service.

### PRIOR BOARD ACTION/DISCUSSION

At its November 14, 2019 workshop, the Board of Directors (Board) provided direction to staff to develop funding options to complete the next phase of projects from the 2014 Capital Improvement Program Master Plan Update.

At its March 12, 2020 meeting, the Board approved the proposed Capital Improvement Program Renewal (CIPR).

At its May 14, 2020 meeting, the Board awarded contracts to six consulting firms to provide on-call professional design services to support the CIPR effort.

At its August 13, 2020 meeting, the Board awarded contracts to five consulting firms to provide on-call professional construction management and inspection services to support the CIPR effort.

At its August 25, 2020 Committee meeting, the Board received a presentation that highlighted the CIPR program update.

At its May 13, 2021 meeting, the Board received a presentation regarding the CIPR quarterly update.

At its September 28, 2021 Committee meeting, the Board received a presentation regarding the CIPR quarterly update.

At its January 25, 2022 Committee meeting, the Board received a presentation regarding the CIPR quarterly update.

### BACKGROUND

In 2014, Mesa Water District (Mesa Water®) updated its Water Master Plan (Master Plan). The Capital Improvement Plan (CIP) identified \$272MM of proposed CIP projects (near-term/\$48MM



and long-term/\$224MM). These projects were prioritized and categorized based on condition assessment, remaining useful life, and future water supply needs to meet future population growth and continued 100% local reliability. Project prioritization was defined and assigned in the following three categories:

- Priority 1: 0-5 years
- Priority 2: 6-10 years
- Priority 3: >10 years

Priority 1 projects included the Well Automation Project, Reservoir Nos. 1 and 2 Silencer and Roof Replacements, OC-44 Pipeline Rehabilitation, Imported Water Turnout Meter Replacements, and implementation of a Pipeline Integrity Testing Program to identify remaining useful life of Mesa Water's pipeline infrastructure. Another key Priority 1 project identified the need for Mesa Water to provide 115% of its peak demands from the principal ground water aquifer. Some of the Priority 2 and 3 projects include the replacement of aging distribution system pipelines identified through the Pipeline Integrity Testing Program, refurbishment of pipeline cathodic protection, reservoir natural gas engine replacements, and abandonment of end-of-life imported water metering vaults. With many of the Priority 1 projects completed or in progress, Mesa Water is focusing on the Priority 2 and 3 projects.

At the March 12, 2020 Board meeting, a proposed \$70MM Capital Improvement Program Renewal was presented to the Board that outlined the main capital replacement programs, costs, and schedules. The Board approved the proposed CIPR and instructed staff to proceed with funding options. At the May 14, 2020 Board meeting, the Board approved staff to solicit Certificates of Participation (COPs) funding to undertake the CIPR.

## DISCUSSION

### Capital Improvement Program Renewal

Mesa Water's CIPR initiative is divided into five main programs: 1) Wells, 2) Reservoirs, 3) Distribution, 4) Routine Capital, and 5) District Facilities. The CIPR is scheduled to span across Fiscal Years (FY) 2020 through 2023. The following is an update for each of the aforementioned programs and projects:

#### Wells Program

The Wells Program has one main project, as outlined below:

##### Chandler & Croddy Wells and Pipeline Project

The Wells Program is a key initiative for Mesa Water to maintain its ability to serve its customers' water demands with 100% local groundwater supplies and achieve the Board's goal of being able to supply 115% of demands in any season. Two new wells will be constructed on two commercial properties purchased in the City of Santa Ana along with approximately 4,600 feet of pipeline to connect to Mesa Water's distribution system.

##### Status

The Chandler & Croddy Wells and Pipeline Project is being constructed in four phases:

- **Demolition:** Hazardous material abatement and demolition of the existing commercial

buildings at both sites was completed in October 2020.

- **Well Drilling:** The Chandler and Croddy Well Drilling was completed in June 2021. The drilling project resulted in the construction of two wells that are expected to produce 4,000 gallons per minute each and meet all drinking water quality standards.
- **Well Equipping/Site Work:** The Well Equipping contractor mobilized in May 2021. The contractor has constructed the underground mechanical piping, chemical structure foundation, well pump concrete pedestals, electrical ductbanks, and electrical building foundations at both the Chandler and Croddy sites. The contractor is currently constructing the Well Building, Electrical Building, perimeter walls, backup diesel generator, and chemical structures at both Well Nos. 12 and 14.
- **Pipeline Construction:** A contract was awarded for the pipeline construction in April 2021. Due to delays in procurement of Ductile Iron Pipe and poor soil conditions encountered in Croddy Way, the pipeline project is approximately five months behind schedule. The contractor has completed the installation of 500 LF of 18-inch Storm Drain piping and is currently installing 1,000 LF of 30-inch pipeline in MacArthur Blvd. (Croddy Way to Mesa Water Distribution System). The installation of the 30-inch pipeline with Croddy Way to Well No.14 is scheduled to start in May 2022. The 16-inch pipeline (Croddy to Chandler) is scheduled to start in June 2022. Extended working hours have been approved to help recover schedule slippage.



*Figure 1. Well No. 14 Well Building*



*Figure 2. Well No. 14 Perimeter Wall*





Figure 3. Chemical Tank Installation



Figure 4. Backup Generator Installation



Figure 5. 30-inch Pipeline Installation



Figure 6. Night work in MacArthur Blvd.

**Schedule**

The Wells Program is currently two months behind schedule with completion scheduled for August 2022. The baseline and current project schedule for the Wells Program is shown in Figure 7.

	2020					2021					2022					2023							
	J	A	S	O	N	D	J	F	M	A	M	J	J	A	S	O	N	D	J	F	M	A	M
<b>Well Program</b>																							
Engineering Services During Construction																							
Demolition																							
Well Drilling																							
Well Equipping																							
Pipeline																							
Construction Management and Inspection																							

Current Date  
  Current Project Schedule  
  Baseline Project Schedule

Figure 7. Wells Program Schedule



### *Budget*

For the CIPR, \$21,698,000 is budgeted for the Wells Program; \$9,200,000 has been spent to date.

### **Reservoirs Program**

The Reservoirs Program has three main projects:

1. Water, Power, and Supply Chain Reliability Assessment
2. Real-Time Chemical Management Systems Project
3. Reservoirs 1 and 2 Pump Station Upgrades Project

A program update is provided below:

#### **Water, Power, and Supply Chain Reliability Assessment**

This project assessed the District's water and power supply reliability and identified potential gaps to maintain 115% of Mesa Water's demands using local groundwater supplies. This project also assessed Mesa Water's supply chain reliability during an emergency event and identified potential gaps in supplies, services, and single points of failure. Recommended mitigation approaches (e.g., back-up power requirements, energy drive systems, emergency resources and equipment, etc.) and associated costs were provided in a series of three technical memos. Recommendations from this assessment are being integrated into the Reservoirs, and other programs as related.

#### *Status*

The Water, Power, and Supply Chain Reliability Assessment was awarded to a CIPR on-call design consultant and the kick-off meeting was held in July 2020. The recommendations of the Water, Power, and Supply Chain Reliability Assessment were approved by the Board at the March 23, 2021 Committee meeting and were used to develop a design scope of work for the Reservoirs 1 and 2 Upgrades Project. The other Supply Chain Reliability Assessment elements of work (e.g., bulk fuel storage, emergency spare parts storage, etc.) will be performed in future capital program budget years.

#### **Real-Time Chemical Management Systems Project**

This project will provide real-time chemical management systems at Reservoirs 1 and 2. Real-time chemical management is critical to ensure stable chlorine disinfection residuals are maintained in the reservoirs and distribution system.

#### *Status*

Design was initiated in FY 2018 and is complete. The Real-Time Chemical Management Systems Project will be bid and constructed along with the Reservoirs 1 and 2 Pump Station Upgrades Project.

#### **Reservoirs 1 and 2 Pump Station Upgrades Project**

The Reservoirs 1 and 2 Pump Station Upgrades Project has several components to increase the efficiency and reliability of Reservoirs 1 and 2:

1. Chemical storage and feed systems (sodium hypochlorite and aqueous ammonia) to help reduce nitrification issues in the distribution system.
2. Pump replacement and conversion of drivers from gas engines to electrical motors.
3. Pipeline surge protection system.





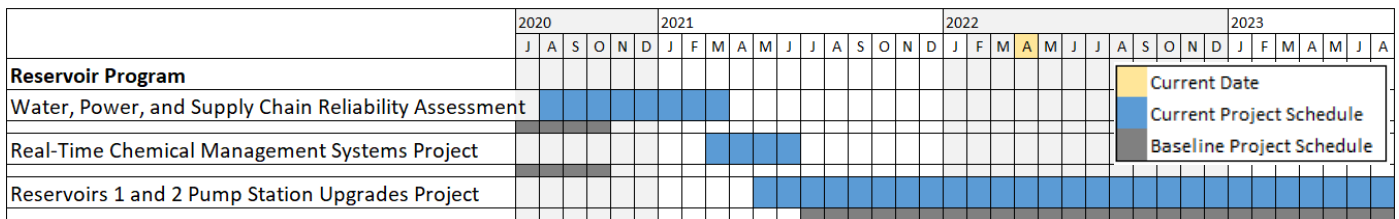
4. Upgrades to the reservoir electrical service through SCE.
5. Installation of back-up diesel generator systems to power the reservoirs in the event of an emergency.
6. Miscellaneous system rehabilitation and upgrades including electrical gear replacement, pipeline rehabilitation, pipeline modifications, and instrumentation.
7. Slurry Dewatering Pit upgrades located at the Reservoir 1 site.

*Status*

The project’s Preliminary and Final Design kicked off in May 2021. The design team submitted the 90% Design Submittal in March 2022. The project team is currently working towards the 100% Design Submittal.

*Schedule*

The Reservoirs Program is one month behind schedule. The Reservoir Program schedule is linked to the Wells Program schedule as Operations will need both reservoirs online until at least one of the new wells is in operation. The first of the new wells is scheduled to be operational in August 2022. The Reservoirs 1 and 2 Pump Station Upgrades Project is scheduled to bid in late May 2022, begin construction in August 2022, and be completed in August 2023. The baseline and current project schedule for the Reservoirs Program is shown in Figure 8.



*Figure 8. Reservoirs Program Schedule*

*Budget*

For the CIPR, \$19,500,000 is budgeted for the Reservoirs Program; \$995,000 has been spent to date.

**Distribution Program**

The Distribution Program has five main projects:

1. Wilson Street Pipeline Replacement Project
2. 1951 Cohort Pipeline Replacement Project
3. Vault Rehabilitation and Abandonment Project
4. Mainline Valve Replacement Project
5. Plastic Service Line Replacement Project

A program update is provided below:

*Wilson Street Pipeline Replacement Project*

This project will replace approximately 4,600 feet of 12-inch cement mortar lined and coated (CMLC) steel pipeline from Harbor Blvd. to Newport Blvd. Work will also include replacement of fire hydrants, service laterals, and mainline valves. This work is being moved forward in the CIPR schedule to coordinate the repaving effort of Wilson Avenue with the City of Costa Mesa Public Works Department.

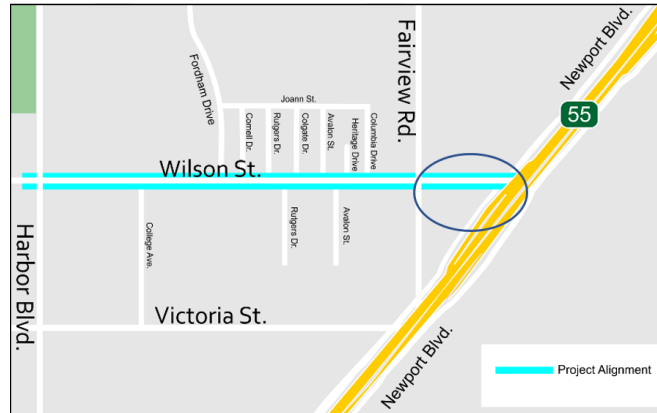


Figure 9. Wilson Street Pipeline Replacement Project

**Status**

The Final Design for the project was completed in March 2021 and a Request for Bids was sent out the same month. The notice to proceed was provided to the selected contractor in August 2021. The contractor has completed the installation of 4,600 feet of 12-inch PVC pipe and the new 12-inch pipeline is in service. The project’s punch list items are currently being completed.



Figure 10. Wilson Street Pipeline Replacement Project Pipeline Installation

**Schedule**

The work is scheduled to be completed in April 2022. The project is ahead of schedule. The baseline and current schedule for the project is shown in Figure 11.

	2020					2021					2022					2023								
	J	A	S	O	N	D	J	F	M	A	M	J	J	A	S	O	N	D	J	F	M	A	M	J
<b>Distribution Program</b>																								
Wilson Street Pipeline Replacement Project																								

Current Date
Current Project Schedule
Baseline Project Schedule

Figure 11. Wilson Street Pipeline Replacement Project Schedule

### 1951 Cohort Pipeline Replacement Project

This project will replace several existing 4-inch through 8-inch CMLC steel pipelines located in Wallace Ave., Meyer Pl., Maple Ave., Anaheim Ave., Bernard St., Harbor Bl., 19th St., Parsons St., West Bay St., Miner St., College St., Avocado St., and Fairview Rd. in the City of Costa Mesa. The 1951 Cohort Pipeline Replacement Project consists of replacing approximately 22,085 linear feet (LF) of existing pipelines in the streets listed with new pipelines.

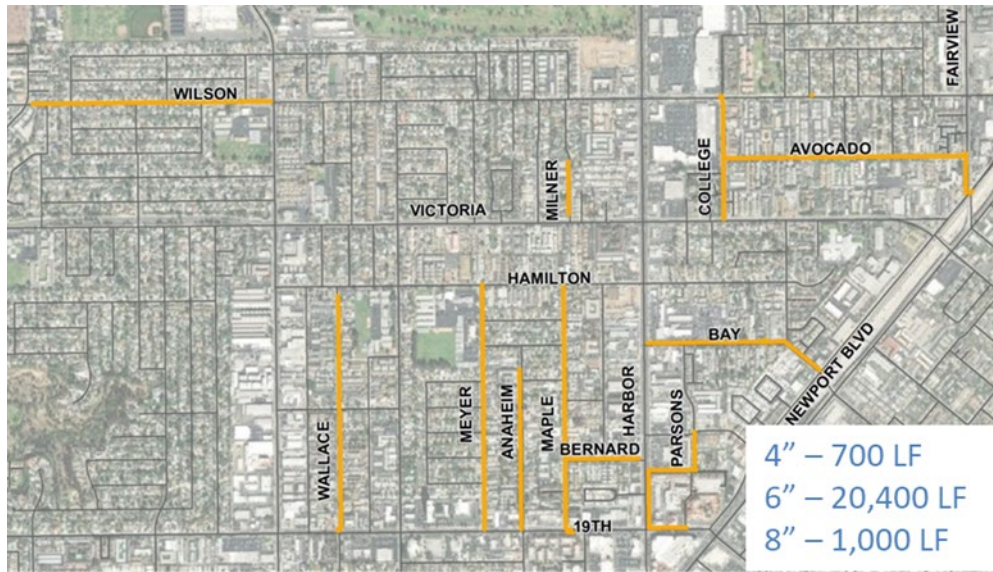


Figure 12. 1951 Cohort Pipeline Replacement Project

#### Status

The Preliminary and Final Design for the 1951 Cohort Pipeline Replacement Project was kicked off in February 2021. The design team delivered Technical Memorandum No. 1 – Pipeline Alignment Options and Recommendations and the Preliminary Design Report in July 2021 and the 50% Design Submittal in November 2021. The design team is currently working on the 90% Design Submittal.

#### Schedule

Due to CIPR budget constraints, the construction of the 1951 Cohort Pipeline Replacement Project is on hold. Additional grant funding opportunities for construction of the project are being evaluated. The baseline and current schedule for the project is shown in Figure 13.

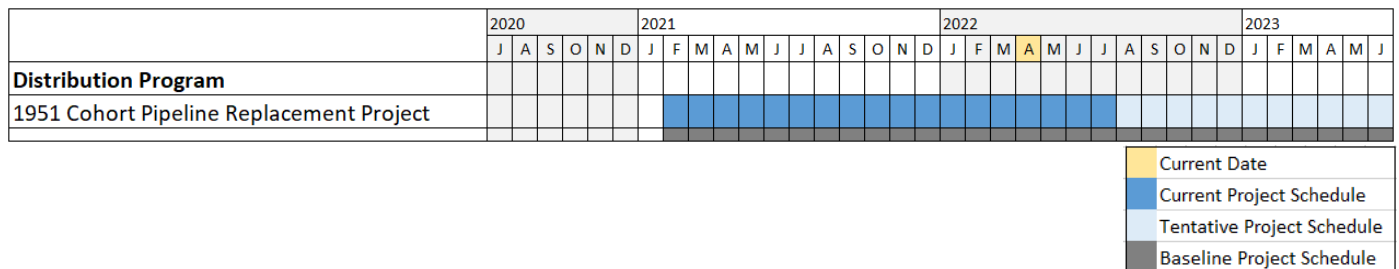


Figure 13. 1951 Cohort Pipeline Replacement Project Schedule



## Vault Rehabilitation and Abandonment Project

This project will rehabilitate one of Mesa Water's larger divisional valve vaults along the OC-44 pipeline and abandon three unused turn-outs and three unused pressure relief stations. Rehabilitation work includes replacement of valves and piping and addition of ventilation fans, lighting, and re-coating of vault interiors.

### Status

Project Preliminary and Final Design was kicked off in September 2020. The Final Design was completed in August 2021 and put out to bid. Bids were received in September 2021 and construction began in October 2021. The project was executed on an accelerated schedule to help the City of Huntington Beach manage their water supply. Mesa Water and the City of Huntington Beach jointly own the OC-44. The repairs required the OC-44 pipeline to be out of service for a period of four weeks. For the City of Huntington Beach to avoid having two main imported water connections down at the same time, they requested that Mesa Water return the OC-44 pipeline to service by December 6, 2021. This was the scheduled date for the I-405 construction project to start work on OC-9, another of the City of Huntington Beach's imported water connections. The accelerated construction project returned the OC-44 pipeline to service by December 8, 2021. The abandonment of the three unused pressure relief stations was subsequently put on hold awaiting a Final Determination from the Federal Aviation Administration for work at John Wayne Airport. The Final Determination has been received and work is scheduled to be completed in May 2022.



*Figure 14. Vault Rehabilitation and Abandonment Project Bonita Creek Vault Installation*



*Figure 15. Vault Rehabilitation and Abandonment Project Santa Ana/Del Mar Vault Abandonment*

### Schedule

The project is currently abandoning three pressure reducing valves that are no longer used. The project is scheduled to be completed in May 2022. The project is seven months behind its baseline schedule. The baseline and current schedule for the project is shown in Figure 16.

	2020					2021					2022					2023							
	J	A	S	O	N	D	J	F	M	A	M	J	J	A	S	O	N	D	J	F	M	A	M
<b>Distribution Program</b>																							
Vault Rehabilitation and Abandonment Project																							

Current Date
Current Project Schedule
Baseline Project Schedule

Figure 16. Vault Rehabilitation and Abandonment Project Schedule

### Mainline Valve Replacement Project

This project will replace or abandon approximately 160 mainline valves that have been identified as inoperable through the routine valve maintenance program and in accordance with the District’s Mainline Valve Spacing Policy. Additionally, this project assessed Mesa Water’s existing valve spacing based on AWWA standards and population levels of service. This analysis helped Mesa Water develop a valve spacing standard that will enable field crews to perform repair and maintenance work while minimizing service outages and impacts to Mesa Water’s customers.

#### Status

Following the adoption of the Mainline Valve Spacing Policy, a scope of work was developed for the replacement or abandonment of the mainline valves. This project will be delivered in two phases.

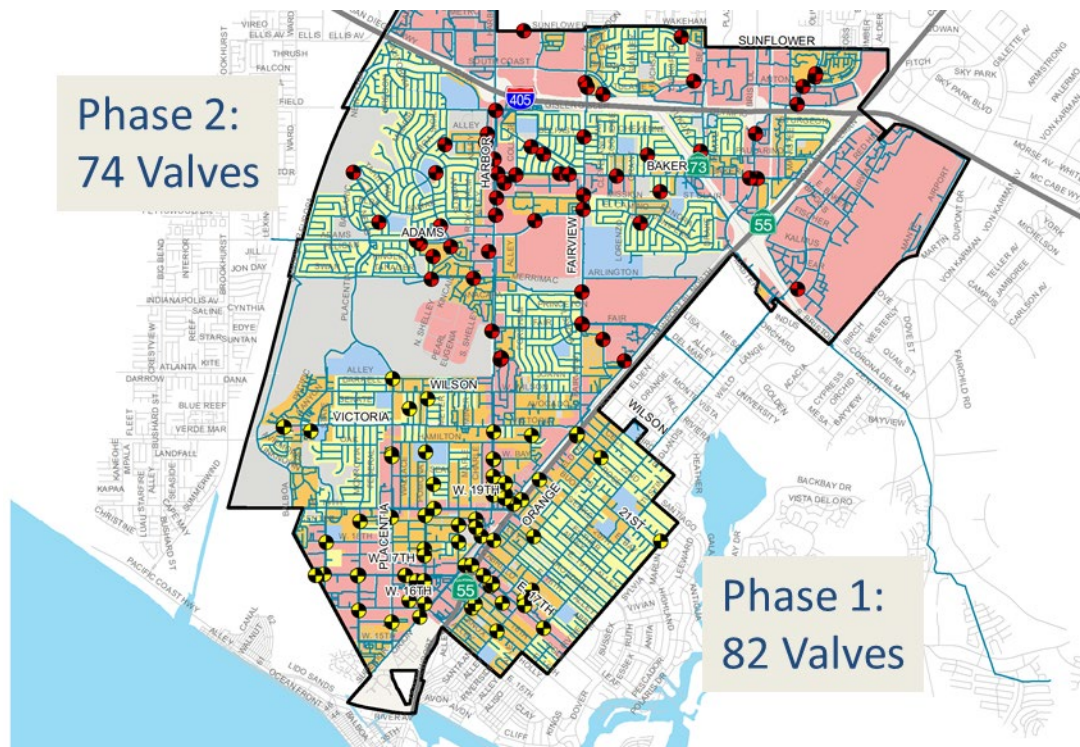


Figure 17. Phases 1 and 2 Valve Replacement Map



*Schedule*

Phase 1 of the project was bid February 2022. The project team is currently contracting with the selected contractor and scheduling the Pre-Construction Meeting. The construction is scheduled to begin in May 2022 and to last eight months. The design team submitted the Phase 2 90% Design Submittal in January 2022 and bid documents are scheduled for completion in May 2022. The project is eight months behind its baseline schedule. The baseline and current schedule for the project is shown in Figure 18.

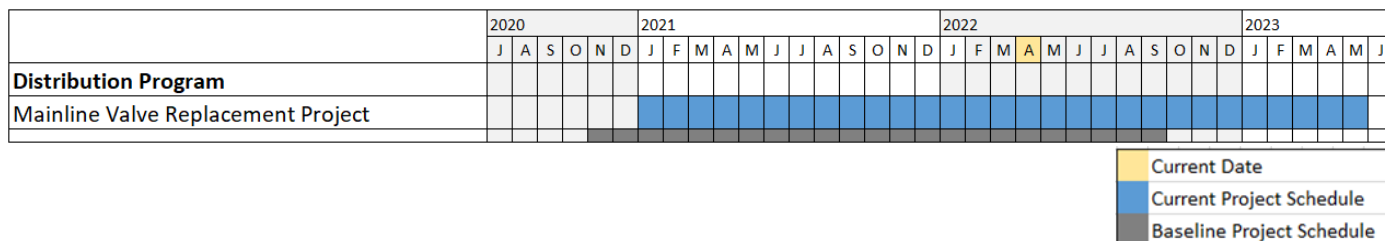


Figure 18. Mainline Valve Replacement Project Schedule

*Plastic Service Line Replacement Project*

This project will replace 1- and 2-inch plastic service lines that were originally installed in 1974 along Shasta Lane, Rainier Way, Whitney Way, Lassen Lane, Rhine Lane, Thames Way, Skyview Lane, Lakeview Lane, and Brookview Way. An increasing number of responsive repairs are made to these service lines each year indicating their need for replacement.

*Status*

A Request for Proposals was solicited from CIPR on-call design firms in August 2021. The preliminary and final design for the project was kicked off in November 2021. The project team has reviewed the project’s utility location efforts and is working on the Preliminary Design Report.




Figure 19. Plastic Service Line Replacement Map



Schedule

The project team is currently working on the Preliminary Design Submittal which is scheduled for May 2022. The project is scheduled to be bid in October 2022 and construction to start in January 2023. The project is on schedule. The baseline and current schedule for the project is shown in Figure 20.

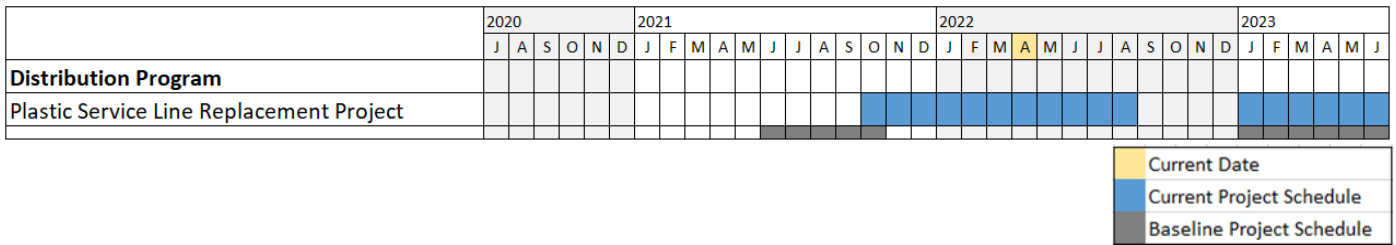


Figure 20. Plastic Service Line Replacement Project Schedule

Budget

For the CIPR, \$8,500,000 is budgeted for the Distribution Program; \$3,500,000 has been spent to date.

Routine Capital Program

Mesa Water maintains and funds a routine operations capital replacement program each year as part of its regular annual budgeting process. Routine operations capital replacement work includes mainline and fire hydrant valve replacements, small and large meter replacements, service line replacements, air-vacuum valves replacements, and other miscellaneous responsive capital repair work (e.g., mainline repairs, service line repairs, etc.). This program is funded at approximately \$1MM each year, which includes labor, parts, equipment, and District overhead. As part of the CIPR, the Routine Capital Program will continue to be funded at \$1MM each year. A detailed work performance report can be viewed in the monthly Committee meeting packet.

District Facilities Program

The District Facilities Program has seven main projects:

1. SCADA Control Room and Wet Lab Upgrade Project
2. Mesa Water Reliability Facility (MWRF) Parking Improvements Project
3. Mesa Water Education Program Development Project
4. District-Wide Security System Project
5. Garage Storage Building Project
6. MWRF and Well Parts Storage Buildings Project
7. Excavation Slurry Dewatering Pit Project

A program update is provided below:

SCADA Control Room and Wet Lab Upgrade Project

This project will upgrade the existing SCADA Control Room, Wet Lab, and SCADA Server Room at the MWRF. Additionally, the project will provide an education and outreach center for Mesa Water customers and students to learn about the value of Mesa Water’s 100% local groundwater reliability and other regional water supplies.





*Figure 21. SCADA Control Room and Wet Lab Upgrade Project Rendering*

#### *Status*

The project concept was approved by the Board in August 2020. This approval kicked off the Design Development phase of the project, which was completed in December 2020. The design team completed the Final Building Design in August 2021 and a Request for Bids was solicited from qualified contractors in September 2021. Bids for the construction project were received on October 15, 2021 and construction started in December 2021. The Administration Building has been demolished and the contractor is currently working on the plumbing, electrical rough ins, HVAC preparation, fire protection, and Southwest Storage Building subgrade.



*Figure 22. Administration Building Demolition*



### Mesa Water Education Program Development Project

This project provides design of the education and outreach center exhibits. This effort includes developing an exhibit curriculum that meets local 4th grade education requirements along with exhibitory curriculum for regional water supplies. Exhibits will be integrated into the new Mesa Water Education Center.

#### *Status*

Mad Systems was selected to provide the MWRF Education Program exhibit designs services. The project is currently developing the exhibits. Exhibit installation will occur at completion of the SCADA Control Room and Wet Lab Upgrade Project.




*Figure 23. Preliminary Education Center Exhibit Rendering*

### Garage Storage Building Project

This project repurposes the existing Mesa Water vehicle repair and maintenance garage for equipment and parts storage. The District's existing warehouse is limited in storage capacity which requires spare stock supplies to be stored outside. An additional warehouse will provide enhanced storage capacity with appropriate storage protocols and security.

#### *Status*

The first phase of the Garage Storage Project was completed in May 2020. This work demolished the existing vehicle service jacks, hydraulic oil systems, air compressors, removal of the mechanical maintenance equipment, concrete work, and interior recoating. The second phase will design and install storage racks and supporting facilities.



*Figure 24. Garage Storage Project Photo*

#### *Schedule*

The second phase of the project was bid in April 2022 and staff is currently contracting with the selected supplier. The construction is scheduled for May 2022.

#### *MWRF and Well Parts Storage Buildings Project*

This project provides a storage facility at Well No. 7 and two on-site MWRF storage facilities. These facilities will be used to store the necessary spare parts to allow for seamless operations, maintenance, and emergency repair work.

#### *Status*

This work is being combined with the design of the SCADA Control Room and Wet Lab Upgrade Project. Construction of these facilities is currently underway along with the SCADA Control Room and Wet Lab Upgrade Project.



*Figure 25. Construction of the Southwest Storage Building at the MWRF*



expenditures and the actual monthly expenditures through February 2022 is shown in Figure 27.

Table 1. CIPR Program Budget

Program	Program Cost	Existing Contracts	Actual Spent to Date
<b>Wells</b>	\$21,700,000	\$21,700,000	\$9,200,000
<b>Reservoirs</b>	\$19,500,000	\$2,600,000	\$995,000
<b>Distribution</b>	\$8,500,000	\$7,100,000	\$3,500,000
<b>Routine Capital</b>	\$3,500,000	\$3,500,000	\$2,250,000
<b>District Facilities</b>	\$8,200,000	\$8,100,000	\$2,270,000
<b>Annual Programs, Staffing, and Other Agency Projects</b>	\$8,600,000	\$8,600,000	\$4,900,000
<b>Total</b>	<b>\$70,000,000</b>	<b>\$51,600,000</b>	<b>\$23,100,000</b>

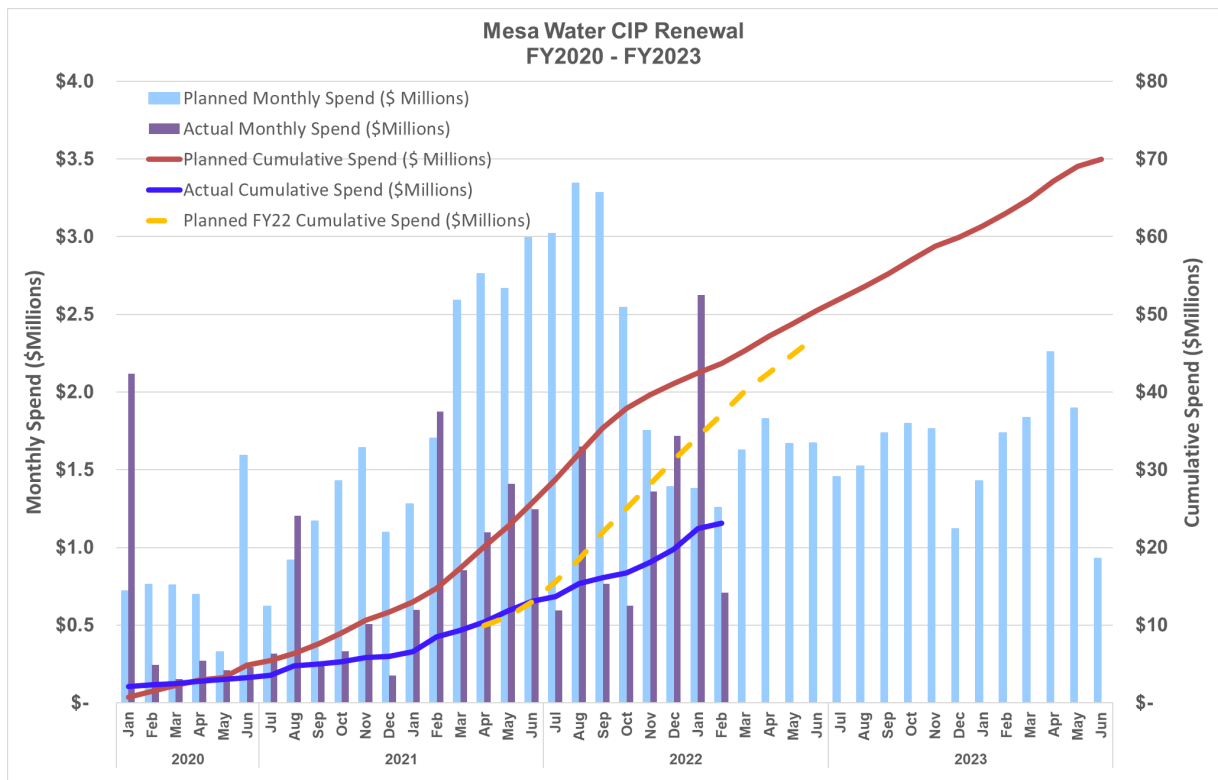


Figure 27. Monthly CIPR Planned Expenditures vs. Actual Monthly Expenditures

ATTACHMENTS

None.





Dedicated to  
Satisfying our Community's  
Water Needs

**MEMORANDUM**

TO: Board of Directors  
FROM: Stacy Taylor, Water Policy Manager  
DATE: April 26, 2022  
SUBJECT: 2022 State Legislation Pertaining to Cybersecurity Preparedness and Desalination Feasibility Study

**RECOMMENDATION**

Approve the recommended positions on the 2022 State Legislation pertaining to Cybersecurity Preparedness and Desalination Feasibility Study.

**STRATEGIC PLAN**

- Goal #1: Provide a safe, abundant, and reliable water supply.
- Goal #2: Practice perpetual infrastructure renewal and improvement.
- Goal #3: Be financially responsible and transparent.
- Goal #4: Increase public awareness about Mesa Water and about water.
- Goal #5: Attract and retain skilled employees.
- Goal #6: Provide outstanding customer service.
- Goal #7: Actively participate in regional and statewide water issues.

**PRIOR BOARD ACTION/DISCUSSION**

At its January 25, 2022 meeting, the Board of Directors (Board) approved the Mesa Water District (Mesa Water®) Legislative Platforms updated for 2022 (Attachment A).

**DISCUSSION**

Mesa Water consultants and staff are engaged with the Association of California Water Agencies ([ACWA](#)), California Municipal Utilities Association ([CMUA](#)), California Special Districts Association ([CSDA](#)), California Water Association ([CWA](#)), and other industry associations on state legislation related to public water providers. Below is information on two bills that could affect California water providers and their customers. Staff will provide a verbal update on these bills at the April 26, 2022 meeting.

Bill Number	Topic	Recommendation
SB 892 (Hurtado – D, Fresno)	Cybersecurity Preparedness	Watch & Amend (with CMUA/ACWA/CSDA coalition)
AB 2016 (Bauer-Kahan – D, San Ramon)	Desalination Feasibility Study	Support (with CalDesal/ACWA/CMUA/CWA coalition)



## **SB 892 – Cybersecurity preparedness: food and agriculture sector and water and wastewater systems sector**

**Summary:** Existing law, the [California Emergency Services Act](#), among other things, creates the Office of Emergency Services ([CalOES](#)), which is responsible for the state’s emergency and disaster response services, as specified.

Existing law requires CalOES to establish the California Cybersecurity Integration Center ([Cal-CSIC](#)) with the primary mission of reducing the likelihood and severity of cyber incidents that could damage California’s economy, its critical infrastructure, or public and private sector computer networks in the state.

Existing law requires Cal-CSIC to provide warnings of cyberattacks to government agencies and nongovernmental partners, coordinate information sharing among these entities, assess risks to critical infrastructure information networks, enable cross-sector coordination and sharing of best practices and security measures, and support certain cybersecurity assessments, audits, and accountability programs.

Existing law also requires Cal-CSIC to develop a statewide cybersecurity strategy to improve how cyber threats are identified, understood, and shared in order to reduce threats to California government, businesses, and consumers, and to strengthen cyber emergency preparedness and response and expand cybersecurity awareness and public education.

As amended, SB 892 would require CalOES to develop, propose, and adopt optional reporting guidelines applicable to companies and cooperatives in the food and agriculture industry and entities in the water and wastewater systems industry if they identify a significant and verified cyber threat or active cyberattack.

Additionally, the bill would require CalOES to direct Cal-CSIC to prepare, and CalOES to submit to the Legislature on or before January 1, 2024: a strategic, multiyear outreach plan to assist the food and agriculture and water and wastewater sectors in their efforts to improve cybersecurity; and, an evaluation of options for providing grants or alternative forms of funding -- and potential voluntary actions that do not require funding -- to assist, those sectors in their efforts to improve cybersecurity preparedness.

**Status:** This bill is set to be heard April 18, 2022, by the Senate Appropriations committee. Attachment B contains a Fact Sheet for SB 892, and Attachment C contains the CMUA/ACWA/CSDA coalition’s proposed amendments to SB 892.

**Note:** Mesa Water consultants and staff are actively participating in the CMUA/ACWA/CSDA coalition’s advocacy efforts, led by CMUA, to favorably amend this bill. As a result of the coalition’s work, the bill replaced reporting requirements with optional reporting guidelines; and, the author also took the coalitions’ amendments on the outreach plan. Furthermore, the coalition developed additional amendments that would make the bill even more palatable. These amendments were submitted to the author’s office and the coalition is awaiting feedback.



**Mesa Water Suggested Position: WATCH & AMEND** (based on the District’s ongoing investments in information technology improvements, including cybersecurity preparedness.)

**AB 2016 – State Water Resources Control Board: desalination plant: feasibility study**

**Summary:** Existing law requires the Department of Water Resources, not later than July 1, 2004, to report to the Legislature on potential opportunities and impediments for using seawater and brackish water desalination, and to examine what role, if any, the state should play in furthering the use of desalination technology. Existing law requires the department to convene a Water Desalination Task Force, composed of representatives from listed agencies and interest groups, to advise the department in carrying out these duties and in making recommendations to the Legislature. This bill would repeal those provisions.

Existing law establishes, within the California Environmental Protection Agency, the State Water Resources Control Board. The board exercises the adjudicatory and regulatory functions of the state in the field of water resources. This bill would request the California Council on Science and Technology, in consultation with the department, to undertake and complete a comprehensive feasibility study of the desalination of ocean water, brackish water, and groundwater and the potential impact of desalination plants along the San Francisco Bay and inland lakes and streams. The bill would require, if the California Council on Science and Technology agrees to undertake and complete the study, the study to be completed by January 1, 2025, and to be transmitted to the department, the board, and the Legislature.

**Status:** The Assembly Water Parks & Wildlife committee passed and referred this bill to the Assembly Appropriations committee. Attachment D contains the coalition support for AB 2016.

**Note:** Assemblywoman Bauer-Kahan is the author of AB 2016; she also serves as the Assembly Water Parks & Wildlife committee Chair. Mesa Water consultants and staff are participating in the CalDesal/ACWA/CMUA/CWA coalition’s advocacy efforts, led by CalDesal, with which Mesa Water is an active member. CalDesal has successfully worked with the bill’s author and staff to favorably amend AB 2016.

**Mesa Water Suggested Position: SUPPORT** (based on the District’s Policy Positions Nos. 13, 14, and 15, and on Mesa Water’s 2022 Legislative Platform regarding Water Desalination).

**FINANCIAL IMPACT**

None.

**ATTACHMENTS**

Attachment A: 2022 Legislative Platforms

Attachment B: Fact Sheet for SB 892

Attachment C: Coalition’s Proposed Amendments to SB 892

Attachment D: Support Letter for AB 2016



## 2022 Legislative Platforms

### January 2022

Calendar Year 2022 marks the second year of California's two-year (2021 and 2022) legislative session, with the State legislature having reconvened on Monday, January 3, 2022. Due to the ongoing Covid-19 pandemic, the 2022 session is being conducted much like the 2021 and 2020 legislative sessions, with the implementation of new remote lawmaking processes that affected advocacy activities, limited policy hearings and public participation, and resulted in water-related legislation focused on a few priority issues: water affordability and arrears funding; water conservation; and, investments in water and other infrastructure. Also in 2021, the state was focused on addressing climate and wildfires, homelessness and affordable housing, public and employee health related to Covid-19, and budget shortfalls caused by the pandemic.

For 2022, it is expected that some legislative proposals and policy discussions from 2021 could return, including legislation and regulations that could significantly impact Mesa Water District (Mesa Water®). The State administration, legislature, and regulators explored several ongoing water issues in 2021, including, but not limited to:

- water use efficiency/conservation regulations pertaining to data reporting, water loss performance standards, and other topics related to implementing [SB 606 and AB 1668](#) (passed in 2018);
- water affordability related to California's Human Right to Water and the Safe and Affordable Drinking Water Fund (respectively, [AB 685](#) and [SB 200](#)), and a Low-Income Household Water Assistance Program (LiHWAP) also called "lifeline rates" programs ([AB 401](#)), as well as the continuation of the Governor's Executive Order [N-42-20](#) prohibiting shutoffs during the Covid-19 emergency through December 31, 2021;
- water district consolidations;
- headwaters protection, forest management, and wildfires prevention;
- climate adaptation and resilience, and related issues (i.e., energy policies, public safety power shutoffs, etc.);
- water quality, PFAS, and other Constituents of Emerging Concern (CECs);
- recycled water and water reuse;
- affordable housing proposals to alleviate homelessness (i.e., ADUs, CEQA reform, housing development fees, surplus land, etc.); and,
- Delta Flows (e.g., Voluntary Settlement Agreements) and the Delta Conveyance Project (DCP).

As policy discussions continue in 2022, the above issues will be the primary areas of legislative and regulatory focus. Additionally as a reminder, in 2020, Governor Newsom issued two climate-related Executive Orders to require: 1. by 2035, that all new cars and passenger trucks sold in CA are Zero-Emission Vehicles ([N-79-20](#)); and, 2. by 2030, the conservation of 30% of the state's land and coastal waters ([N-82-20](#)).





Lastly, Mesa Water engaged with various agencies and associations that the district is affiliated with (i.e., ACC-OC, ACWA, AWWA, CalDesal, CMUA, CSDA, CWSA, MWDOC/MWD, OCBC, OCWD, OC Tax, SCWC, WaterReuse, etc.) to advocate on legislative/policy issues including, but not necessarily limited to: 1) upholding local control; 2) promoting the “true, full cost of water” concept; 3) supporting desalination; and, 4) exempting potable reuse water from mandates on outdoor irrigation. In 2022, Mesa Water advocacy staff and consultants will continue to focus on these four policy priorities.

Listed below, for the Board’s consideration, are the proposed legislative and regulatory platforms regarding anticipated high-priority public policy issues in 2022 that could have major consequences for Mesa Water:

- **Water Rates** – Mesa Water supports local rate-setting control with rate structures, set by publicly-elected boards and councils, that best serve customers and comply with the law. Furthermore, Mesa Water supports cost-based water rates that:
  - represent the true, full cost of water services, including operational costs and infrastructure funding to ensure water system sustainability into perpetuity; and,
  - harmonize the concepts of conservation and legality, with rates that provide a strong price signal for ratepayers to conserve while also complying with legal mandates (i.e., Article X of the CA Constitution; SB 606 and AB 1668; and, Propositions 13, 26, and 218).
- **Proposition 13** – Mesa Water supports Article XIII A of the California Constitution (Prop. 13) and the taxpayer protections it provides as passed in 1978; and, Mesa Water opposes a “Split Roll” that would remove some of the protections of Prop. 13 from nonresidential properties in order to raise taxes on them.
- **Proposition 218** – Mesa Water supports Article XIII C and D of the California Constitution (Prop. 218) regarding government service assessments, fees, rates, and taxes, specifically:
  - the “2/3 vote” required from the legislature and voters for approval of new levies;
  - the “special benefit and proportionality requirements” provision which directly connects the special benefits received with reasonable proportionate costs, and ensures that assessments imposed for property-related (water) services must not exceed the proportional cost of the services attributable to the parcel; and
  - transparent rate-setting procedures that protect consumers from potential government overcharge by providing ample opportunities for consumer participation as well as the ability for consumers to protest illegal rates.
- **Water Rate Assistance Programs** – Mesa Water supports localized “lifeline rates” or federal/state-funding LiHWAP programs that comply with Prop. 218 of the California Constitution and are funded either voluntarily or via non-restricted/non-water-rates revenues. Mesa Water opposes a state tax on local water customer bills.
- **Orange County Groundwater Basin** – Mesa Water opposes any potential streamlined process for adjudicating groundwater basins, including the Orange County groundwater basin, managed by the Orange County Water District (OCWD).
- **Water Bonds Funding (Propositions 1 and 68)** – Mesa Water supports funding from the November 2014 and June 2018 water bonds for OCWD’s priority projects.

- **Water Desalination** – Mesa Water supports CalDesal in its desalination advocacy efforts, as well as the local and regional development of cost-effective and environmentally-sensitive water desalination projects statewide -- including brackish and ocean water desalination and the proposed Huntington Beach and Dana Point projects -- to enhance the availability and reliability of local and regional water supply sources, and improve water supply reliability for Orange County, Southern California, and statewide.
- **Water Conservation/Water Use Efficiency** – Mesa Water supports accounting for water resource and supply investments -- such as desalination, potable reuse, and water recycling -- as part of any potential statewide effort to update urban water conservation goals. Mesa Water supports compliance flexibility and local control; maximum credit for drought-resilient supplies, including exempting potable reuse water from mandates on outdoor irrigation; and, regulatory water use and water loss target-setting that is based on valid data and includes a glide path for enforcement as well as a variance process for unique situations. Mesa Water also supports the streamlining of water reporting data as part of the implementation of, and compliance with, SB 606 and AB 1668.
- **Water Recycling** – Mesa Water supports OCWD and WaterReuse in its efforts to advance potable reuse legislation and regulations. Mesa Water supports the “Beneficiaries Pay” principle for the development and implementation of new recycledwater projects including stormwater capture.
- **Water Quality and Economic Feasibility** – Mesa Water supports efforts by the Association of California Water Agencies (ACWA) and other water industry associations/organizations to protect public health by using the best available scientific data and cost/benefit analyses to inform the development of reasonable and fiscally- responsible water quality legislation and regulations -- for current and future constituents of concern (e.g., PFAS) -- which consider technical and economic feasibility of standards and treatments to ensure clean, safe drinking water.
- **Water Storage and Exchange Programs** – Mesa Water supports the “Beneficiaries Pay” principle for water storage and exchange/transfer programs if they are market-based, ensure full cost recovery at a minimum, and account for water loss.
- **Affordable Housing** – Mesa Water supports the advocacy efforts of California Special Districts Association (CSDA) and other industry associations/organizations on policies related to Accessory Dwelling Units (ADUs), CEQA reform/streamlining, development impact fees (i.e., capacity charges, connection fees, etc.), metering/sub-metering, surplus land, and other proposed affordable housing solutions provided that they support water utilities’ ability to provide reliable residential water services that are appropriately priced and right-sized for public health and safety.
- **Local Government** – Mesa Water supports the efforts of CSDA and other industry associations/organizations to ensure local control and representation, efficient delivery of government services, and appropriate reserve funds levels.

- **Local Agency Formation Commission (LAFCO)** – Mesa Water supports the existing protest thresholds for LAFCO-initiated reorganizations, per the Cortese-Knox-Hertzberg (CKH) Act, and opposes changes that would make it more difficult for citizens to protest a LAFCO-initiated reorganization. Additionally, Mesa Water opposes any changes to the CKH Act that would weaken local control and representation and/or broaden the mission, powers, and scope of LAFCOs without providing any added public benefit.
- **Special Districts Voting Methods** – Mesa Water supports exempting special districts from Cumulative Voting and Ranked Choice Voting methods, and opposes attempts to make these methods an option or a mandate for special districts elections.
- **Delta Solutions** – Mesa Water supports the efforts of ACWA, Municipal Water District of Orange County (MWDOC), Metropolitan Water District of Southern California (MWD), and Southern California Water Committee (SCWC) to achieve a long-term solution for the Bay Delta that includes functional, unimpaired flows for optimal statewide water supply reliability, sustainability and quality, and Delta ecosystem health and restoration for the public benefit. Mesa Water supports the “Beneficiaries Pay” principle for Delta Solution funding.
- **CA Headwaters and Forest Management** – Mesa Water supports the efforts of ACWA and other water industry coalitions to promote policies that enhance the pace and scale of headwaters protection, forest management and wildfires prevention -- including improved planning, coordination and implementation -- and increase financing, research, and resources to: protect water supply and quality; bring management practices in line with modern challenges; and, provide multiple benefits to the State’s water users.
- **Climate Adaptation/Resilience Bond** – Mesa Water supports the efforts of ACWA and other water industry associations/organizations in engaging with the Governor’s Administration, lawmakers, and regulators on resource funding related to the Governor’s Executive Orders on climate change and related issues including, but not necessarily limited to: energy solutions, water resilience, and public safety power shutoffs.
- **Essential Public Utilities** – Mesa Water supports the concept of carving out Essential Public Utilities -- such as water and wastewater service providers -- from future legislation, administrative actions, and regulations that add costs or time delays to a utility’s work by mandating new, unfunded operational practices.
- **Federal Drought Legislation** – Mesa Water supports the efforts of ACWA and other water industry associations/organizations in collaborating with U.S. representatives to develop bicameral, bipartisan federal drought legislation.
- **Covid-19 Economic Relief** – Mesa Water supports the efforts of ACWA, CSDA, and other industry associations/organizations to advocate for State and Federal funding to help local governments overcome administrative, financial, and operational challenges caused by the global pandemic and related government actions.
- **Cannabis Growers’ Negative Water Impacts** – Mesa Water supports legislation and/or regulations that enforce against cannabis growers’ water theft and/or negative impacts to water supplies and sources.



# Senator Melissa Hurtado

## REPRESENTING SENATE DISTRICT 14

### Senate Bill 892

### The Cybersecurity Preparedness Act

#### SUMMARY

SB 892 takes action to combat the growing issue of cyber threats and cyber-attacks. It issues distinct reporting requirements around California's food and water sectors, and it encourages our cybersecurity agencies to strengthen our state cybersecurity defenses.

#### PROBLEM

California's food and agriculture industry suffers from a stark lack of cybersecurity defenses. This poor cybersecurity opens our food and agriculture companies up to cyber-attacks, threatening the health and safety of Californians who purchase products from these companies.

Unless these at-risk companies begin to prioritize their cybersecurity, any cyber threats they face will have the potential to harm not only California's economy but also well-being of individual Californians.

#### BACKGROUND

Research has shown an increase in the number of cyber-attacks targeting critical infrastructure sectors, including the food and agriculture sector. These cyber-attacks are predominantly made up of phishing attempts and ransomware. Phishing aims to steal a user's login credentials, and ransomware locks a user out of a system until a fee is paid to regain access. Both provide intruders with access to technology systems, money, and sensitive data and information.

The food and agriculture sector is particularly at risk for cyber-attacks due to a lack of preparedness that stems from limited existing federal and state regulations.

In 2018, Governor Brown signed AB 2813, which defined and further established the California Cybersecurity Integration Center (Cal-CSIC). Cal-CSIC operates under the Office of Emergency Services (Cal-OES), and is responsible for planning California's cybersecurity strategy and coordinating with both federal and state government entities to execute that strategy.<sup>i</sup> Cal-CSIC continues to build California's cybersecurity strategy, and they work with individual state departments to ensure individual infrastructure sectors have cybersecurity policies and protocols.

#### SOLUTION

SB 892 requires companies in the food and agriculture industry to report to the CDFA and CSIC instances of a verified cyber threat or cyber-attack within 60 days. It also requires actors in the water and wastewater sector to disclose risk assessments and emergency response plans to state water authorities. Finally, the bill directs CalOES and CSIC to develop plans to increase outreach for cybersecurity preparedness as well as identify potential funding sources that support cybersecurity.

#### FOR MORE INFORMATION

**Aakash Vashee**, Legislative Aide  
Office of Senator Melissa Hurtado  
[Aakash.Vashee@sen.ca.gov](mailto:Aakash.Vashee@sen.ca.gov)  
(408) 710-6819

<sup>i</sup> <https://www.caloes.ca.gov/cal-oes-divisions/law-enforcement/california-cybersecurity-integration-center>

AMENDED IN SENATE MARCH 22, 2022

AMENDED IN SENATE MARCH 8, 2022

**SENATE BILL**

**No. 892**

---

**Introduced by Senator Hurtado**

January 31, 2022

---

An act to add Section 8592.50 to the Government Code, relating to emergency services.

**legislative counsel's digest**

SB 892, as amended, Hurtado. Cybersecurity preparedness: food and agriculture sector and water and wastewater systems sector.

Existing law, the California Emergency Services Act, among other things, creates the Office of Emergency Services (CalOES), which is responsible for the state's emergency and disaster response services, as specified. Existing law requires CalOES to establish the California Cybersecurity Integration Center (Cal-CSIC) with the primary mission of reducing the likelihood and severity of cyber incidents that could damage California's economy, its critical infrastructure, or public and private sector computer networks in the state. Existing law requires Cal-CSIC to provide warnings of cyberattacks to government agencies and nongovernmental partners, coordinate information sharing among these entities, assess risks to critical infrastructure information networks, enable cross-sector coordination and sharing of best practices and security measures, and support certain cybersecurity assessments, audits, and accountability programs. Existing law also requires Cal-CSIC to develop a statewide cybersecurity strategy to improve how cyber threats are identified, understood, and shared in order to reduce threats to California government, businesses, and consumers, and to strengthen

cyber emergency preparedness and response and expand cybersecurity awareness and public education.

This bill would require CalOES to develop, propose, and adopt *optional reporting requirements guidelines* applicable to companies and cooperatives in the food and agriculture industry and entities in the water and wastewater systems industry if they identify a significant and verified cyber threat or active cyberattack. The bill would require CalOES to direct Cal-CSIC to prepare, and CalOES to submit to the Legislature on or before January 1, 2024, a strategic, multiyear outreach plan to assist the food and agriculture sector and the water and wastewater sector in their efforts to improve cybersecurity and an evaluation of options for providing grants or alternative forms of funding to, and potential voluntary actions that do not require funding and that assist, those sectors in their efforts to improve cybersecurity preparedness. The bill would make related findings and declarations.

Vote: majority. Appropriation: no. Fiscal committee: yes.  
State-mandated local program: no.

*The people of the State of California do enact as follows:*

- 1 SECTION 1. The Legislature finds and declares all of the
- 2 following:
- 3 (a) Cybersecurity preparedness is a crucial element in the
- 4 prevention and mitigation of cyberattacks.
- 5 (b) The frequency of cyberattacks against both the food and
- 6 agriculture sector and the water and wastewater systems sector,
- 7 both of which are critical infrastructure sectors, continues to
- 8 increase.
- 9 (c) A more concerted focus on cybersecurity will help ensure
- 10 the safety of California's food and agriculture sector and water
- 11 and wastewater systems sector.
- 12 ~~(d) Those operating within this sector these sectors have a~~
- 13 ~~responsibility to report to the State of California when a~~
- 14 ~~significant~~
- 15 ~~and verified cyber threat is identified or an attack is underway.~~
- 16 (e) Better outreach regarding cybersecurity preparedness can
- 17 increase awareness regarding the importance of cybersecurity.
- 18 SEC. 2. Section 8592.50 is added to the Government Code, to
- 19 read:
- 20 8592.50. (a) The office shall develop and enact *optional*
- reporting-requirements *guidelines* applicable to companies and



1 cooperatives in the food and agriculture industry when they identify  
2 a significant and verified cyber threat or active cyberattack. In  
3 drafting these reporting ~~requirements~~, *guidelines*, the office shall  
4 consider, but not be limited to, the following:

5 (1) A holistic view of the food and agriculture industry, with  
6 respect to the food production and packing industry.

7 (2) ~~A required suggested reporting timeline, including a~~  
8 ~~requirement that, upon discovery of a significant and verified cyber~~  
9 ~~threat or cyberattack, timeline encouraging the affected actor to~~  
10 ~~report the event a significant and verified cyber threat or~~  
11 ~~cyberattack within 30 days of discovery.~~

12 (3) ~~A requirement suggested guideline~~ that the affected actor  
13 send a report of a significant and verified cyber threat or  
14 cyberattack to ~~all~~ any of, but not limited to, the following:

- 15 (A) The office.
- 16 (B) The California Cybersecurity Integration Center.
- 17 (C) The Department of Technology.
- 18 ~~(D) The Department of Food and Agriculture.~~
- 19 ~~(E)~~
- 20 (D) The State Threat Assessment Center.

21 (4) Guidelines on the content for a report of a cyber threat or  
22 cyberattack, including the following information:

- 23 (A) Details on the structure of the cyber threat or cyberattack.
- 24 ~~(B) The origin of the cyber threat or cyberattack.~~
- 25 ~~(C)~~
- 26 (B) Any individuals or groups at risk of being affected by the  
27 cyber threat or cyberattack.
- 28 ~~(D)~~
- 29 (C) Any actions taken to combat or mitigate the cyber threat or  
30 cyberattack.
- 31 ~~(E)~~
- 32 (D) Planned upcoming actions to combat or mitigate the cyber  
33 threat or cyberattack.

34 (b) The office shall develop and enact *optional* reporting  
35 ~~requirements~~ *guidelines* applicable to entities in the water and  
36 wastewater management systems industry *for substantial cyber incidents*  
*experienced by the water system.*  
~~when they identify a~~

37 ~~significant and verified cyber threat or active cyberattack.~~ In  
38 drafting these reporting ~~requirements~~, *guidelines*, the office shall  
39 consider, but not be limited to, the following:

1 (1) A holistic view of the water and wastewater management  
 2 systems industry as it relates to cybersecurity concerns.

3 (2) A ~~required~~ *suggested* reporting ~~timeline, including a~~  
 4 ~~requirement that, upon discovery of a significant and verified cyber~~  
 5 ~~threat or cyberattack, timeline encouraging the affected actor to~~  
 6 report an annual summary of substantial cyber incidents  
experienced by the water system the event a significant  
and verified cyber threat or  
 7 cyberattack within 30 days of discovery.

8 (3) A ~~requirement~~ *suggested guideline* that the affected actor  
 9 send ~~the a summary report~~ of substantial cyber  
incidents experienced by the water system a significant  
and verified cyber threat or  
 10 cyberattack to all any of, but not limited to, the following:

- 11 (A) The office.
- 12 (B) The California Cybersecurity Integration Center.
- 13 (C) The Department of Technology.
- 14 (D) The State Threat Assessment Center.

15 (4) Guidelines on the content for an annual summary report of a substantial cyber  
incidents experienced by the water system cyber threat or  
 16 cyberattack, including the following information to the extent it is known and disclosure  
would not compromise critical sensitive data:

17 (A) A definition and criteria for “substantial cyber incident” that aligns with the federal  
government.

18 (B) Details on the structure of the substantial cyber incident cyber threat or cyberattack.

19 (B) ~~The origin of the cyber threat or cyberattack.~~

20 (C)

21 (CB) Any individuals or groups at risk of being affected by the  
substantial cyber incident cyber threat or cyberattack.

22 (D)

23 (DE) Any actions taken to combat or mitigate the substantial cyber incident cyber threat or  
 24 cyberattack.

25 (E)

26 (ED) Planned upcoming actions to combat or mitigate the substantial cyber incident cyber  
 27 threat or cyberattack.

28 (5) Existing and pending federal requirements for water and wastewater systems to report  
information on cyber incidents.

29 (c) (1) The office shall direct the California Cybersecurity  
 30 Integration Center to prepare a strategic, multiyear outreach plan  
 31 that focuses on ways to assist the food and agriculture sector and  
 32 the water and wastewater sector in their efforts to improve  
 33 cybersecurity and that includes, but is not limited to, all of the  
 34 following:

35 (A) A description of the need for greater cybersecurity outreach  
 36 and assistance to the food and agriculture sector and the water and  
 37 wastewater sector.

38 (B) The goal of the outreach plan.

39 (C) Methods for coordinating with other state and federal  
 agencies, nonprofit organizations, and associations that provide



1 cybersecurity services or resources for the food and agricultural  
2 sector and the water and wastewater sector.

3 (D) An estimate of the funding needed to execute the outreach  
4 plan.

5 (E) Potential funding sources for the funding needed by the  
6 California Cybersecurity Integration Center for the plan.

7 (F) A plan to evaluate the success of the outreach plan that  
8 includes quantifiable measures of success.

9 (2) The office shall submit the outreach plan prepared pursuant  
10 to this subdivision to the Legislature, pursuant to Section 9795,  
11 no later than January 1, 2024. *The requirement for submitting a*  
12 *report imposed by this paragraph is inoperative on January 1,*  
13 *2028, pursuant to Section 10231.5.*

14 (d) (1) The office shall direct the California Cybersecurity  
15 Integration Center to evaluate options for providing entities in the  
16 food and agriculture sector or the water and wastewater sector with  
17 grants or alternative forms of funding to improve cybersecurity  
18 preparedness. Upon completion of the evaluation, the office shall  
19 submit a report to the Legislature, pursuant to Section 9795, no  
20 later than January 1, 2024, that includes, but is not limited to, all  
21 of the following:

22 ~~(1)~~

23 (A) A summary of the evaluation performed by the California  
24 Cybersecurity Integration Center.

25 ~~(2)~~

26 (B) The specific grants and forms of funding for improved  
27 cybersecurity preparedness, including, but not limited to, the  
28 following:

29 ~~(A)~~

30 (i) Current overall funding level.

31 ~~(B)~~

32 (ii) Potential funding sources.

33 ~~(3)~~

34 (C) Potential voluntary actions that do not require funding and  
35 assist the food and agriculture sector and the water and wastewater  
36 sector in their efforts to improve cybersecurity preparedness.

37 (2) *The requirement for submitting a report imposed by this*  
38 *subdivision is inoperative on January 1, 2028, pursuant to Section*  
39 *10231.5.*

1 (e) This section does not require the water and wastewater sector  
2 to submit vulnerability assessments, emergency response plans,  
3 or other related documents to the state.

(f) Information provided by the food and agricultural sector and water and wastewater systems sector is exempted from Chapter 3.5 of Division 7 of Title 1 of the Government Code. (the public records act)

O



March 25, 2022

Honorable Rebecca Bauer-Kahan, Chair  
Assembly Water, Parks, and Wildlife Committee  
1020 N Street, Room 160  
Sacramento, CA 95814

**RE: AB 2016 (Bauer-Kahan) – SUPPORT IF AMENDED**

Dear Assemblymember Bauer-Kahan:

The undersigned organizations will support your AB 2016, related to a comprehensive feasibility study of desalination in California, **if it is amended as described below**. AB 2016 is scheduled to be considered in your Committee on April 5, 2022.

Over recent years, California's hydrologic conditions have been notable in terms of both the lack of precipitation and high temperatures. In particular, 2021 was the third driest year on record in terms of precipitation, and had the second lowest measured annual runoff. At this point in 2022, California is already well into the third-year of prolonged and impactful drought conditions in California. The State Water Project is projecting another low allocation year for state water contractors of 5% allocation, while Central Valley Project users have been told by the federal government to expect a zero allocation of water south-of-the-Delta, at this time. Prospects for mandatory water use restrictions for millions of Californians are looming. In the past, it may have been enough to embrace water conservation efforts as the solution, but now, as some of the "low-hanging fruit" solutions have been exhausted, California will face far more difficult and nuanced choices in how we become water resilient. One solution that is immune to snowpack levels and dry years is desalination.

We are appreciative of your leadership, through introduction of very timely legislation, AB 2016, which recognizes that desalination – including ocean water desalination, brackish water/groundwater desalination, and salt and contaminant removal projects using desalination technology – is an important component of California's water resilience future. We agree that locally managed water supply development that helps to diversify water portfolios and reduce reliance on the Delta and other imported sources of water, is an important tool in the water management approach to improving resiliency.

Through our review and evaluation of AB 2016, we have identified some areas within the text of the bill for which we encourage amendments to help maximize the information-gathering objectives:

- **Terminology usage:** We have concerns that use of the term “impact” when describing the feasibility study objectives could lead to the inference that deployment and implementation of desalination technology has negative effects and outcomes. Use of the term “impact” tends to have a negative connotation and could be viewed as an invitation to seeking negative conclusions. **We would appreciate your consideration of amendments to AB 2016 to improve the balance of the feasibility study outcomes and to provide for an objective review and analysis – to not only consider potential “impacts” of desalination, but to also consider potential “benefits” of desalination.**
- **Lead state agency:** As introduced, AB 2016 would provide that the State Water Resources Control Board would be the lead agency for facilitating the desalination feasibility study. **We would appreciate your consideration of amendments to AB 2016 that would provide for the Department of Water Resources (DWR) as the lead agency for facilitating the desalination feasibility study.** DWR has traditionally been the lead state agency with respect to desalination activities, both in the role of administering desalination grant funds through prior bond measure allocations, and evaluating the role of desalination within the context of the broader California Water Plan update activities. The SWRCB usually has more of a regulatory interest in desalination, particularly through its regional water quality control boards, so we believe that placing DWR in the lead state agency role would ensure that there are no regulatory conflicts that may otherwise arise – or be perceived – with the SWRCB in the lead state agency role.
- **Academic institution engagement:** Your AB 2016 would provide that the lead state agency may contract with an academic institution to undertake the desalination feasibility study. While we are supportive of the direction in AB 2016 to facilitate engagement with an objective third-party to conduct the feasibility study, we also believe there may be other options for third-party engagement that may be more conducive to the research that is necessary to complete the feasibility study. Specifically, we believe that the National Alliance for Water Innovation (NAWI), headquartered at the Lawrence Berkeley National Laboratory, may be a more appropriate option for undertaking a comprehensive desalination feasibility study. NAWI has long been engaged – through the U.S. Department of Energy’s Energy-Water Desalination Hub – to bring together a world-class team of industry and academic partners to examine and research issues relating to lowering the cost and energy of desalination. This well-respected national leader in academic desalination research would be a preferred option for undertaking a comprehensive, transparent, accountable, objective, and balanced desalination feasibility study to help inform future California policy in this area. **We encourage your consideration of amendments to AB 2016 to provide that the lead state agency may contract with the National Alliance for Water Innovation at the Lawrence Berkeley National Laboratory to conduct the desalination feasibility study.**
- **Scope of desalination feasibility study:** While ocean water desalination tends to receive the most attention in the desalination space in California, there are actually dozens of brackish water and groundwater desalination plants throughout the state and desalination technology is beginning to be used more widely in salt and contaminant removal projects, including with regard to PFAS contamination in

groundwater basins. **We encourage your consideration of amendments to AB 2016 to clarify that the scope of your measure is all-inclusive with respect to California desalination opportunities, and not solely focused on ocean water desalination.**

- **Renewable energy integration:** In the context of a comprehensive feasibility study related to desalination, it would be valuable to better understand the opportunities that may be available to improve linkages between emerging renewable energy resources development – such as green hydrogen, geothermal resources, and lithium extraction (as well as more traditional renewable sources) – with desalination and advanced water treatment decarbonization objectives as a win-win-win for desalination, water resilience, and California’s net zero-emission future. **We encourage your consideration of amendments to AB 2016 to also include a study component related to renewable energy integration for reducing/minimizing the carbon footprint of desalination projects while improving water supply reliability and resilience.**

Thank you again for your introduction of AB 2016 to engage a healthy and productive dialogue about California’s desalination future. We look forward to working closely with you and your staff to help shape the desalination feasibility study components embodied within AB 2016.

Please don’t hesitate to contact any of us if you have questions about our position on AB 2016:

Glenn Farrel: [glennf@caldesal.org](mailto:glennf@caldesal.org) – (916) 216-1747  
Danielle Blacet-Hyden: [dblacet@cmua.org](mailto:dblacet@cmua.org)  
Julia Bishop Hall: [juliah@acwa.com](mailto:juliah@acwa.com)  
Jennifer Capitolo – [jcapitolo@calwaterassn.com](mailto:jcapitolo@calwaterassn.com)

Sincerely,

Glenn Farrel, Executive Director  
CalDesal

Danielle Blacet-Hyden, Deputy Executive Director  
California Municipal Utilities Association

Julia Bishop Hall, Senior Legislative Advocate  
Association of California Water Agencies

Jennifer Capitolo, Executive Director  
California Water Association

cc: Members, Assembly Water, Parks, and Wildlife Committee  
Calvin Rusch, Republican Caucus

**REPORTS:**

16. REPORT OF THE GENERAL MANAGER

**REPORTS:**

17. DIRECTORS' REPORTS AND COMMENTS

There are no support materials for this item.