



*Dedicated to
Satisfying our Community's
Water Needs*

**AGENDA
MESA WATER DISTRICT
BOARD OF DIRECTORS
TUESDAY, AUGUST 24, 2021
1965 Placentia Avenue, Costa Mesa, CA 92627
3:30 p.m. Adjourned Regular Board Meeting**

BOARD OF DIRECTORS COMMITTEE MEETING

CALL TO ORDER

PLEDGE OF ALLEGIANCE

PUBLIC COMMENTS

Items Not on the Agenda: Members of the public are invited to address the Board regarding items which are not appearing on the posted agenda. Each speaker shall be limited to three minutes. The Board will set aside 30 minutes for public comments for items not appearing on the posted agenda.

Items on the Agenda: Members of the public shall be permitted to comment on agenda items before action is taken, or after the Board has discussed the item. Each speaker shall be limited to three minutes. The Board will set aside 60 minutes for public comments for items appearing on the posted agenda.

ITEMS TO BE ADDED, REMOVED, OR REORDERED ON THE AGENDA

At the discretion of the Board, all items appearing on this agenda, whether or not expressly listed as an Action Item, may be deliberated and may be subject to action by the Board.

CONSENT CALENDAR ITEMS:

Approve all matters under the Consent Calendar by one motion unless a Board member, staff, or a member of the public requests a separate action.

1. Receive and file the Developer Project Status Report.
2. Receive and file the Mesa Water and Other Agency Projects Status Report.
3. Receive and file the Water Quality Call Report.
4. Receive and file the Water Operations Status Report.
5. Receive and file the Accounts Paid Listing.
6. Receive and file the Monthly Financial Reports.
7. Receive and file the Major Staff Projects.
8. Receive and file the State Advocacy Update.
9. Receive and file the Orange County Update.
10. Receive and file the Outreach Update.
11. Receive and file the Fiscal Year 2021 Fourth Quarter Financial Update.

PRESENTATION AND DISCUSSION ITEMS:

12. MUNICIPAL WATER DISTRICT OF ORANGE COUNTY DROUGHT MESSAGING:

Recommendation: Receive the presentation.



13. CAPTIVE INSURANCE:

Recommendation: Discuss and take action as the Board desires.

ACTION ITEMS:

NONE

REPORTS:

14. REPORT OF THE GENERAL MANAGER

15. DIRECTORS' REPORTS AND COMMENTS

INFORMATION ITEMS:

16. CLAIM OF INTERINSURANCE EXCHANGE OF THE AUTOMOBILE CLUB

17. CLAIM OF KEN WAYTE

18. FISCAL YEAR 2021 ANNUAL SOLE SOURCE REPORT

19. OTHER (NO ENCLOSURE)

CLOSED SESSIONS:

20. CONFERENCE WITH LEGAL COUNSEL – EXISTING LITIGATION:

Pursuant to California Government Code Sections 54956.9 (d)(1) and 54954.5 (c)

Case: *Mesa Water District v. KDC, INC., dba KDC SYSTEMS, INC., dba DYNALECTRIC*

Orange County Superior Court Case No. 30-2016-00832860-CU-BC-CJC

21. CONFERENCE WITH SPECIAL LEGAL COUNSEL – EXISTING LITIGATION:

Pursuant to California Government Code Section 54956.9 (d)(1)

Case: *Irvine Ranch Water District v. Orange County Water District and related cross-actions*

Los Angeles County Superior Court Case Nos. BS168278 and BS175192

In compliance with California law and the Americans with Disabilities Act, if you need disability-related modifications or accommodations, including auxiliary aids or services in order to participate in the meeting, or if you need the agenda provided in an alternative format, please call the District Secretary at (949) 631-1205. Notification 48 hours prior to the meeting will enable Mesa Water District (Mesa Water®) to make reasonable arrangements to accommodate your requests.

Members of the public desiring to make verbal comments using a translator to present their comments into English shall be provided reasonable time accommodations that are consistent with California law.

Agenda materials that are public records, which have been distributed to a majority of the Mesa Water Board of Directors (Board), will be available for public inspection at the District Boardroom, 1965 Placentia Avenue, Costa Mesa, CA and on Mesa Water's website at www.MesaWater.org. If materials are distributed to the Board less than 72 hours prior or during the meeting, the materials will be available at the time of the meeting.

ADJOURN TO AN ADJOURNED REGULAR BOARD MEETING SCHEDULED FOR THURSDAY, AUGUST 26, 2021 AT 3:30 P.M.

DEVELOPER PROJECT STATUS REPORT

PROJECT STATUS - DEVELOPER PROJECTS			
FILE NO.	PROJECT ADDRESS	PROJECT DESCRIPTION	PROJECT NOTES/STATUS
C0014-21-01	1170 Baker Street, Units C and D	Commercial Building	Plans received on 7/15/20 and plan check fees paid on 7/20/20. Redlines returned on 7/23/20. 2nd Plan check submitted 8/13/20 and redlines returned on 8/14/20. 3rd Plan check submitted 8/31/20 and returned on 9/6/20. Permit issued on 10/23/20. Waiting for Contractor to call for Inspection. (8/13/21)
C0058-19-01	585 & 595 Anton Boulevard (P2)	Apartment Complex	Final permit fees paid on 5/8/19. Permit issued on 5/8/19. Precon meeting held on 5/16/19. Services installed 6/28/19. Pressure tests done on 7/2/19, Bac-T tests done on 7/8/19. Fireline charged on 9/12/19. Removed two fire hydrants from jobsite on 9/18/19. Pipeline installed on 11/19/19. Raised valve can to grade on 4/22/20. Installed services and backfilled on 5/12/21. Meter installed (2") on 5/13/21. Pressure test performed on 5/18/21. Meter installed on 6/3/21. Backflow test passed on 6/1/21 and the Irrigation Backflow tested and passed on 6/7/21. Chlorination and Bat-T tested on 6/30/21. (8/13/21)
C0070-21-01	2950 Harbor Blvd (Fast5Xpress Car Wash)	Commercial Building	Plans received and plan check fees paid on 6/2/21. 1st Plan Check submitted on 6/2/21 and returned on 6/4/21. 2nd Plan check submitted on 6/24/21 and returned on 6/25/21. Permit issued on 8/3/21.
C0070-21-02	3333 Bristol Street, Suite 1001	Commercial Building	Application for New Service and Plan Check Fee submitted on 6/14/21. 1st Plan check submitted on 6/30/21 and returned on 7/6/21. Permit issued on 8/17/21.
C0071-20-01	2277 Harbor Boulevard	Apartment Complex	Plans received and plan check fees paid on 3/17/20 and redlines returned on 3/26/20. 2nd Plan check received on 3/31/20. 2nd plan check submitted on 4/5/20 and redlines returned on 4/8/20. Received quitclaim exemption on 10/9/20. Permit issued on 12/22/20. Precon held on 4/22/21. Future hydrant placement inspected on 5/13/21. Hot Tapping inspected on 6/23/21. Second Precon with new Contractor held on 7/14/21. Shutdown for Abandonment completed on 8/10/21.

DEVELOPER PROJECT STATUS REPORT

PROJECT STATUS - DEVELOPER PROJECTS			
FILE NO.	PROJECT ADDRESS	PROJECT DESCRIPTION	PROJECT NOTES/STATUS
C0092-19-01	2089 Harbor Blvd (Harbor and Hamilton)	28 New Townhomes	Plans received and plan check fees paid on 4/23/19. 1st plan check submitted 4/23/19 and redlines to be picked up on 5/6/19. 2nd plan check submitted on 6/11/19 and redlines picked up on 6/18/19. 3rd Plan Check submitted on 11/25/19 and redlines returned to customer on 11/27/19. 4th Plan Check submitted on 2/4/20 and redlines emailed to customer on 2/12/20. Permit issued 6/6/20. Precon meeting held on 6/25/20. Hot taps done on 10/9/20, 10/12/20, 10/13/20. 29 Meters installed on 10/15/20. Shutdown to tie in the fireline on 10/15/20. Two Backflows tested on 10/23/20. Abandonment completed on 10/28/20. Meter install on 11/2/20. Service abandonments performed on 1/7/21. Flow tests performed on two buildings on 3/18/21. Flowthru tests for seven homes completed on 8/18/21.
C0102-20-02	3550 Cadillac Avenue	Commercial	Plans received and plan check fees paid on 11/25/19. 1st Plan check submitted 11/25/19 and redlines emailed on 12/4/19. Issued plan check application termination to Owner due to non-responsiveness to complete plan check process. 2nd Plan check submitted on 7/2/20 and returned on 7/5/20. 3rd Plan check submitted on 7/25/21 and returned on 7/31/21.
C0105-20-01	3333 Avenue of the Arts	Commercial	Plans received and plan check fees paid on 7/24/19. 1st Plan check submitted 7/26/19 and redlines to be picked up on 7/26/19. 2nd Plan check submitted on 8/30/19 and resubmitted on 9/11/19. 3rd plan check resubmitted on 10/8/19. Permit approved and final fees paid on 10/24/19. Precon held on 11/24/19. Temporary RW pipeline inspected and approved on 11/27/19 and report sent to DDW on 12/4/19. Precon meeting conducted on 3/5/21. Mainline and Fireline excavations inspected on 3/12/21. Services installed on 4/1/21. Meters installed on 4/6/21. Backflow tests performed on 4/7/21. Backfill and compaction completed on 4/8/21. Meter installed and locked off on 5/17/21. (8/13/21)

DEVELOPER PROJECT STATUS REPORT

PROJECT STATUS - DEVELOPER PROJECTS			
FILE NO.	PROJECT ADDRESS	PROJECT DESCRIPTION	PROJECT NOTES/STATUS
C0120-20-01	934 Congress Street	Single Family Home	Plans received and plan check fees paid on 10/28/19. 1st Plan check submitted 10/28/19 and redlines picked up on 11/5/19. 2nd Plan check submitted on 3/11/20, and redlines emailed to customer on 3/18/20. 3rd Plan check submitted on 3/24/20 and redlines remailed to customer on 3/26/20. Customer put project on hold on 3/27/20. Verified construction has started on 5/7/20. Issued water termination letter to Owner on 5/29/20 due to non-responsiveness to complete plan check process. Sent a letter to resume Plan Check as Fire Marshall informed Mesa Water District the residence construction continued without a permit on 5/2/21. (8/13/21)
C0122-20-01	925 W. 18th Street	Commercial	Plans received and plan check fees paid on 10/28/19. 1st Plan check submitted 10/28/19 and redlines picked up on 10/29/19. 2nd plan check submitted 12/4/19. 3rd Plan check submitted on 1/2/20 and redlines picked up on 1/6/20. Final plan check fees paid on 2/26/20. Inspector did a site pre-survey on 3/4/20. Permit issued on 4/18/20. Precon meeting held on 1/6/21. Shutdown performed on 2/1/21. Installed services on 2/3/21. Pressure test completed on 2/8/21, and Bac-T samples taken on 2/8/21 and again on 2/9/21. Backflow test completed on 4/22/21. Last backflow test completed on 8/23/21.
C0137-20-01	3001 Murray Lane	Single Family Home	Plans received and plan check fees paid on 2/28/20. 1st Plan check submitted on 2/28/20 and redlines returned on 3/9/20. 2nd submittal submitted on 9/30/20 and returned on 10/11/20. 3rd Plan check submitted on 4/30/21 and returned on 5/2/21. (8/13/21)
C0140-20-01	2163 National Avenue	Single Family Home	Plans received and plan check fees paid on 3/4/20. 1st Plan check submitted on 3/4/20 and redlines returned on 3/13/20. 2nd Plan check submitted on 3/18/21 and redlines returned on 3/19/21. 2nd Plan check submitted on 6/25/21 and returned on 6/25/21. 3rd Plan check submitted on 7/28/21 and returned on 7/30/21. Permit issued on 8/16/21.
C0142-20-01	2309 Santiago Drive	Single Family Home	Plans received on 4/23/20 and plan check fees paid on 4/29/20. 1st Plan check submitted on 4/23/20 and redlines returned on 5/9/20. 2nd Plan check submitted on 5/15/20 and redlines returned on 5/28/20. Issued Permit on 6/10/20. Precon held on 3/16/21. Raised service on 3/23/21. (8/13/21)

DEVELOPER PROJECT STATUS REPORT

PROJECT STATUS - DEVELOPER PROJECTS			
FILE NO.	PROJECT ADDRESS	PROJECT DESCRIPTION	PROJECT NOTES/STATUS
C0148-20-01	2094 Balmoral Place	Single Family Home	Application for New Service received on 5/15/20. 1st Plan check submitted on 6/15/20 and redlines returned on 6/21/20. Plan check fees paid on 7/3/20. Awaiting response from customer on status. Site visit to check construction progress on 3/16/21 and home is still being built. (8/13/21)
C0150-20-02	165 Merrill Place	Single Family Home	Plans received on 7/3/20 and plan check fees paid on 6/25/20. 1st Plan check submitted on 6/25/20 and redlines returned on 7/5/20. Rescinded permit on 9/16/20. 2nd Plan check submitted 9/28/20 and returned on 9/29/20. Issued permit on 10/27/20. Precon held on 3/17/21. Waiting for Contractor to call for next inspection. (8/13/21)
C0152-21-01	369 Costa Mesa Street	Single Family Home	Plans received on 7/21/20 and plan check fees paid on 7/15/20. 1st Plan check submitted on 7/22/20 and redlines returned on 7/22/20. Followed up with Owner on 11/13/20 regarding status. Owner to provide Construction cost estimate so Payment Voucher and Water Service Agreement can be prepared. Issued plan check application termination to Owner due to non-responsiveness to complete plan check process. (8/13/21)
C0155-21-01	451 Cabrillo Street	Single Family Home	Plans received on 7/21/20 and plan check fees paid on 7/21/20. 1st Plan check submitted on 7/22/20 and redlines returned on 7/22/20. 2nd Plan check submitted on 9/29/20 and response submitted on 9/29/20. Issued Permit on 7/1/21.
C0158-21-01	396 E. 21st Street	Mobile Home Park	Plan check fees paid on 8/13/20 and Application for New Service submitted on 8/7/20. 1st Plan check submitted on 7/30/20 and returned on 8/15/20. 2nd Plan check submitted on 9/2/20 was rejected. Revised 2nd Plan check submitted on 9/10/20 and returned on 9/12/20. Issued permit on 10/27/20. Waiting for Precon inspection request anticipated in May 2021. Precon held on 5/27/21. Waiting for Contractor to call for next inspection. (8/13/21)
C0160-21-01	272 Rose Lane	Single Family Home	Plan check fees paid and Application for New Service submitted on 8/24/20. 1st Plan check submitted on 8/24/20 and returned on 8/30/20. 2nd Plan check submitted on 8/31/20 and returned on 9/6/20. Issued permit on 9/30/20. Precon held on 4/20/21. Waiting for Contractor to call for inspection. (8/13/21)

DEVELOPER PROJECT STATUS REPORT

PROJECT STATUS - DEVELOPER PROJECTS			
FILE NO.	PROJECT ADDRESS	PROJECT DESCRIPTION	PROJECT NOTES/STATUS
C0164-21-01	282 E. 18th Street	Single Family Home	Plan check fees paid and Application for New Service submitted on 9/3/20. 1st Plan check submitted on 8/31/20 and returned on 9/6/20. Issued permit on 9/30/20. Waiting for Contractor to call for inspection. (8/13/21)
C0165-21-01	2110 Monrovia Avenue	Single Family Home	Plan check fees paid and Application for New Service submitted on 9/3/20. 1st Plan check submitted on 9/2/20 and returned on 9/6/20. Issued permit on 9/17/20. Waiting for Contractor to call for inspection. (8/13/21)
C0169-21-01	785 Center Street	Single Family Home	Plan check fees paid and Application for New Service submitted on 9/14/20. 1st Plan check submitted on 9/14/20 and returned on 9/18/20. 2nd Plan check submitted on 9/24/20 and returned on 9/25/20. Issued permit on 10/5/20. Site presurvey completed on 12/28/20. Waiting for Contractor to call for inspection. (8/13/21)
C0172-21-01	377, 379, 385 and 387 La Perle Place	4 Single Family Homes	Application for New Service submitted on 10/9/20 and waiting for Plan check fees to arrive via check. 1st Plan check submitted on 10/9/20 and returned on 10/12/20. 2nd Plan check submitted on 10/20/2020 and returned on 10/20/20. 3rd Plan check submitted on 10/27/20 and returned on 10/28/20. Permit issued on 12/22/20. Precon meeting held on 6/3/21. Services installed on 8/12/21.
C0173-21-01	1815 Anaheim Ave	Kiddie Academy	Application for New Service and plan check fees submitted on 10/14/20. 1st Plan check submitted on 10/14/20 and returned on 10/27/20. 2nd Plan check submitted on 2/26/21 and returned on 2/28/21. Final plan check fees paid on 4/19/21. Permit issued on 5/4/21. Precon held on 8/4/21.
C0175-21-01	1499 Monrovia Avenue	Commercial	Application for New Service and Plan Check Fee submitted on 12/14/20. 1st Plan check submitted on 12/10/20 and returned on 12/23/20. 2nd Plan check submitted on 2/4/21 and returned on 2/7/21. Permit issued 2/22/21. Precon meeting held on 4/12/21. Services installed and backfilled, Chlorination swab, pressure test done on 4/28/21. Chlorination/flushing done on 4/29/21. Precon with new Contractor held on 6/10/21. Meter installed on 6/23/21. Meters installed on 7/2/21.
C0176-21-01	752-756 W. 19th Street	Mix Use	Application for New Service and plan Check Fees submitted on 12/21/20. 1st Plan check submitted on 12/21/20 and returned on 12/23/20. 2nd Plan check submitted 1/25/21 and returned on 2/2/21. 3rd Plan check submitted on 2/15 and returned on 2/15/21. (8/13/21)

DEVELOPER PROJECT STATUS REPORT

PROJECT STATUS - DEVELOPER PROJECTS			
FILE NO.	PROJECT ADDRESS	PROJECT DESCRIPTION	PROJECT NOTES/STATUS
C0177-21-01	2141 Orange Avenue	Single Family Home	Application for New Service and Plan Check Fee submitted on 12/21/20 and returned on 12/23/20. 2nd Plan check submitted on 12/24/20 and returned on 12/24/20. Issued permit on 1/5/21. Waiting for Contractor to call for inspection. (8/13/21)
C0178-21-01	3025 Capri Lane	Single Family Home	Application for New Service and plan Check Fees submitted on 12/21/20. 1st Plan check submitted on 12/21/20 and returned on 12/23/20. 2nd Plan check submitted on 3/18/21 and returned on 3/19/21. Permit issued on 8/3/21.
C0179-21-01	2183 and 2185 Tustin Avenue	Two Single Family Home	Application for New Service and Plan Check Fee submitted on 12/21/20. 1st Plan check submitted on 12/21/20 and returned on 12/23/20. 2nd Plan check submitted on 1/26/21 and returned on 2/2/21. Permit issued on 5/4/21. Precon held on 5/12/21. Building services, hot-tapping, and backfill completed on 6/14/21. Meter installed on 6/17/21. Waiting for Contractor to call for next inspection. (8/13/21)
C0180-21-01	3197 Airport Loop, Building F	Commercial	Application for New Service and Plan Check Fee submitted on 12/23/20. 1st Plan check submitted on 12/23/20 and returned on 12/24/20. 2nd Plan check submitted on 1/11/21 and returned on 1/12/21. 3rd Plan check submitted on 2/4/21 and returned on 2/7/21. (8/13/21)
C0182-21-01	1850 Paros Circle	Single Family Home	Application for New Service submitted on 01/28/21 and Plan Check Fee received on 01/26/21. 1st Plan check submitted on 01/28/21 and redlines returned on 2/2/21. 2nd Plan check submitted on 2/4/21 and returned on 2/7/21. Permit issued 3/5/2021. Waiting for Contractor to call for inspection. (8/13/21)
C0183-21-01	148 E. 22nd Street	Sr. Mary Armenian Church	Plan Check Fee received on 2/4/21 and Application for New Service received on 6/22/21. 1st Plan check submitted on 6/22/21 and returned on 7/3/21.
C0184-21-01	238 Flower Street	Single Family Home	Application for New Service submitted on 02/2/21 and Plan Check Fee received on 02/01/21. 1st Plan check submitted on 02/16/21 and redlines returned on 2/20/21. 2nd Plan Check submitted on 2/25/21 and returned on 2/28/21. Issued permit on 3/5/21. Waiting for Contractor to call for inspection. (8/13/21)

DEVELOPER PROJECT STATUS REPORT

PROJECT STATUS - DEVELOPER PROJECTS			
FILE NO.	PROJECT ADDRESS	PROJECT DESCRIPTION	PROJECT NOTES/STATUS
C0185-21-01	125 and 127 Cabrillo Street	Commercial Property	Application for New Service submitted on 02/16/21 and Plan Check Fee received on 02/20/21. 1st Plan check submitted on 2/25/21 and returned on 2/28/21. 2nd Plan check submitted on 3/12/21 and returned on 3/14/21. Permit issued on 7/12/21. Waiting for Contractor to call for inspection. (8/13/21)
C0186-21-01	2033 Lemnos Drive	Single Family Home	Application for New Service submitted on 02/27/21 and Plan Check Fee received on 02/26/21. 1st Plan check submitted on 2/26/21 and returned on 2/28/21. Issued permit on 3/17/21. Precon meeting held on 5/25/21. Trench excavations inspected on 5/26/21. Waiting for Contractor to call for next inspection. (8/13/21)
C0187-21-01	237 E. 21st Street	Single Family Home	Application for New Service submitted on 2/23/21 and Plan Check Fee received on 2/25/21. 1st Plan check submitted on 3/1/21 and returned on 3/5/21. 2nd Plan check submitted on 3/13/21 and returned on 3/14/21. Issued permit on 3/19/21. Precon held on 3/26/21. Meter upgraded on 4/1/21. (8/13/21)
C0188-21-01	3190 Pullman Street	Commercial Property	Application for New Service submitted on 3/1/21 and Plan Check Fee received on 3/4/21. 1st Plan check submitted on 3/2/21 and returned on 3/5/21. 2nd Plan check submitted on 3/12/21 and returned on 3/14/21. (8/13/21)
C0189-21-01	975 West 18th Street	Commercial Property	Application for New Service submitted on 03/04/21 and Plan Check Fee received on 03/04/21. 1st Plan check submitted on 3/4/21 and returned on 3/5/21. Inspector visited jobsite to check status with nothing new to report on 3/9/21. 2nd Plan check submitted on 3/18/21 and returned on 3/19/21. 3rd Plan check submitted on 6/13/21 and returned on 6/13/21. 4th Plan Check submitted on 7/29/21 and returned on 7/30/21.
C0191-21-01	1939 Continental Place	Single Family Home	Application for New Service submitted and Plan Check Fee received on 4/8/21. 1st Plan check submitted on 4/8/21 and returned on 4/9/21. 2nd Plan check submitted on 4/16/21 and returned on 4/17/21. Issued permit on 6/11/21. Waiting for Contractor to call for inspection. (8/13/21)
C0192-21-01	1750 Santa Ana Avenue	Single Family Home	Application for New Service submitted on 4/16/21 and Plan Check Fee received on 4/17/21. 1st Plan check submitted on 5/3/21 and returned on 5/3/21. (8/13/21)
C0193-21-01	908 Magellan Street	Single Family Home	Application for New Service submitted on 4/19/21 and Plan Check Fee received on 4/19/21. 1st Plan check submitted on 4/19/21 and returned on 5/3/21. (8/13/21)

DEVELOPER PROJECT STATUS REPORT

PROJECT STATUS - DEVELOPER PROJECTS			
FILE NO.	PROJECT ADDRESS	PROJECT DESCRIPTION	PROJECT NOTES/STATUS
C0194-21-01	981 Presidio Drive	Single Family Home	Application for New Service submitted on 4/20/21 and Plan Check Fee received on 4/20/21. Waiting for 1st Plan check submittal. (8/13/21)
C0195-21-01	2247 Donnie Road	Single Family Home	Application for New Service submitted on 4/22/21 and Plan Check Fee received on 6/27/21. 1st Plan check submitted on 6/24/21 and returned on 6/25/21. 2nd Plan check submitted on 6/24/21 and returned on 6/25/21. Permit issued 7/9/21. Precon held on 7/14/21.
C0196-21-01	1588 South Coast Drive (Vans HQ2)	Commercial Property	Application for New Service submitted on 4/27/21 and Plan Check Fee received on 4/28/21. 1st Plan check submitted on 5/12/21 and returned on 5/16/21. 2nd Plan check submitted on 06/08/21 and returned on 6/12/21. Permit issued 7/9/21.
C0198-21-01	257 Knox Place	Single Family Home	Application for New Service submitted on 5/7/21 and Plan Check Fee received on 5/7/21. 1st Plan check submitted on 5/8/21 and returned on 5/9/21. 2nd Plan check submitted on 5/16/21 and returned on 5/17/21. Issued Permit on 6/4/21. Waiting for Contractor to call for inspection. (8/13/21)
C0200-21-01	289 E. 17th Street (Target)	Commercial Property	Application for New Service submitted on 5/12/21 and Plan Check Fee submitted on 5/26/21. 1st Plan check submitted on 5/12/21. 2nd Plan check submitted on 5/28/21 and returned on 6/3/21. Issued permit on 6/14/21. Waiting for Contractor to call for inspection. (8/13/21)
C0201-21-01	3370 Harbor Blvd. (The Press)	Commercial Property	Application for New Service submitted on 5/12/21 and Plan Check Fee submitted on 5/26/21. 1st Plan check submitted on 5/12/21 and returned on 6/6/21. 2nd Plan check submitted on 6/22/21 and returned on 6/25/21. 3rd Plan Check submitted on 8/10/21 and returned on 8/13/21.
C0202-21-01	1910 Federal Ave	Single Family Home	Application for New Service submitted on 5/18/21 and Plan Check Fee submitted on 5/18/21. 1st Plan check submitted on 5/25/21 and returned on 6/3/21.
C0203-21-01	762 Center Street	Single Family Home	Application for New Service submitted on 4/14/21 and Plan Check Fee submitted on 5/26/21. 1st Plan check submitted on 5/26/21 and returned on 6/4/21. (8/13/21)
C0204-21-01	3106 Fernheath Lane	Single Family Home	Application for New Service submitted on 6/2/21 and Plan Check Fee submitted on 6/2/21. 1st Plan check submitted on 6/2/21 and returned on 6/4/21. 2nd Plan check submitted on 6/22/21 and returned on 6/25/21. 3rd Plan check submitted on 6/30/21 and returned on 7/1/21.

DEVELOPER PROJECT STATUS REPORT

PROJECT STATUS - DEVELOPER PROJECTS			
FILE NO.	PROJECT ADDRESS	PROJECT DESCRIPTION	PROJECT NOTES/STATUS
C0205-21-01	200 E. 20th Street	Single Family Home	Application for New Service submitted on 5/26/21 and Plan Check Fee submitted on 6/2/21. 1st Plan check submitted on 5/26/21 and returned on 6/4/21. 2nd Plan check submitted on 7/12/21 and returned on 7/12/21.
C0206-21-01	2168 Placentia Avenue	Single Family Home	Application for New Service and Plan Check Fee submitted on 6/11/21. 1st Plan check submitted on 6/11/21 and returned on 6/13/21. 2nd Plan check submitted on 6/23/21 and returned on 6/25/21. 3rd Plan Check submitted on 6/28/21 and returned on 6/28/21. Permit issued on 8/13/21.
C0207-22-01	3078 Roanoke Lane	Single Family Home	Application for New Service and Plan Check Fee submitted on 7/6/21. 1st Plan check submitted on 7/6/21 and returned on 7/9/21.
C0208-22-01	1951 Rosemary Place	Single Family Home	Application for New Service and Plan Check Fee submitted on 7/7/21. 1st Plan check submitted on 7/7/21 and returned on 7/9/21. 2nd Plan check submitted on 7/15/21 and returned on 7/15/21. Permit issued on 8/13/21.
C0209-22-01	379 E. 19th Street	Single Family Home	Application for New Service submitted on 7/13/21. 1st Plan check submitted on 7/13/21 and returned on 7/16/21. 2nd Plan check submitted 7/21/21 and returned on 7/21/21. Permit issued on 8/13/21.
C0210-22-01	1730 Bonaire Way	Single Family Home	Application for New Service and Plan Check Fee submitted on 7/21/21. 1st Plan check submitted on 8/3/21 and returned on 8/13/21.
C0211-22-01	274 Cecil Pl.	Single Family Home	Waiting for Application for New Service. Plan Check Fee submitted on 7/21/21. 1st Plan check submitted on 7/22/21 and returned on 7/30/21.
C0212-22-01	900 W. 20th Street	Mainline Valve Replacement	Plan Check Fee submitted on 7/25/21. Mesa Water District crews installing new valve week of 8/16/21.
C0213-22-01	366 Esther Avenue	Single Family Home	Application for New Service and Plan Check Fee submitted on 7/6/21. 1st Plan check submitted on 7/6/21 and returned on 7/9/21.
C0214-22-01	366 Ralcam Place	Single Family Home	Application for New Service submitted on 7/22/21 and Plan Check Fee submitted on 7/29/21. 1st Plan check submitted on 7/2/21.
C0215-22-01	320 Colleen Place	Single Family Home	Application for New Service submitted on 8/2/21 and waiting for Plan Check Fee. 1st Plan check submitted on 8/2/21.

MESA WATER AND OTHER AGENCY PROJECTS STATUS REPORT
August 2021

Project Title: OC-44 Replacement and Rehabilitation Evaluation and Cathodic Protection Study

File No.: M 2034

Description: Evaluate potential repair and replacement options.

Status: Request for Bids sent out to contractors on February 6, 2019. Six bids received on 3/6/19. E&O Committee recommended award of the contract to lowest bidder (E.J. Meyer Company) on 3/19/19. Kick-off meeting held on 4/25/2019. Reviewed submittals. Met with SARWQB on 5/24/19 and discussed permit requirements w/ Susan Beeson. On 5/30/19 met with OCSD and went over requirements for the Special Purpose Discharge Permit (SPDP). Project Progress meeting on 6/6/19 and coordination meeting with MWD on 6/20/19. Held Permit Status Meeting on 7/11/2019, Traffic Coordination Meeting with Fletcher Jones on 7/23/2019 and Project Progress Meeting on 7/23/2019. Submitted Application Package to OCSD for SPDP on 7/31/2019. Received Special Purpose Discharge Permit from OCSD on 9/1/2019. Coordination meeting with Fletcher Jones and Project Progress Meeting held on 9/11/19. Contractor mobilized on 9/15/19 and started dewatering efforts. Project is substantially complete and line is ready for use. Native planting is complete and the contractor is providing maintenance of planted vegetation. The post-construction walk-through meeting held on 4/30/20. Planting Establishment and 120-day Maintenance Period completed on 7/2/20. The final inspection and walk-through meeting held on 7/23/20. Planting Establishment and Maintenance Report submitted to the regulatory agencies on September 29, 2020. Non-native plant herbiciding performed on 11/14/20 and 5/4/21. (8/13/21)

Project Title: Pipeline Testing Program

File No.: MC 2141

Description: Implement Resolution No. 1442 Replacement of Assets to annually perform non-destructive testing of 1% of the distribution system, and destructive testing of segments that are shown to have less than 70% of original wall thickness by non-destructive testing.

Status: Three miles of AC pipe constructed in 1956 were selected for non-destructive wall thickness measurement, which occurred during the week of January 14, 2019. The report was received on February 8, 2019. Five AC pipe samples were sent to the testing lab in May 2019, and the wall thickness measurement report was received on June 24, 2019. With more data collected from AC pipe samples, a proposed update of the Res. 1442 Replacement of Assets was approved by the E&O Committee in September 2019. Staff developed a process for classifying pipeline breaks, and provided a class to the Distribution crews on November 21, 2019. Four AC pipe samples collected during valve replacements were sent for EDS testing on January 28, 2020. Lab reports were received on March 19, 2020 and evaluation of the lab results was received on June 12, 2020. MWD/DOC performed approximately 40 miles of leak detection and found one suspected pipeline leak. Staff performed a follow up leak

MESA WATER AND OTHER AGENCY PROJECTS STATUS REPORT

August 2021

detection and could not replicate the suspected leak. Thirteen (13) AC pipe samples collected by staff during valve replacements and break responses were sent for wall thickness measurement, EDS testing, and remaining useful life estimates. Wall thickness lab reports were received and useful life estimate report is expected on February 24, 2021. MWDOC staff performed 30 miles of leak detection for main lines and service laterals in January 2021. A report of their findings found no mainline leaks. 30 additional miles of leak detection was received on 3/22/21. No mainline leaks were reported. A status report of the Pipeline Integrity Program is on the agenda for the August 24th Committee meeting. (8/13/21)

Project Title: Chandler & Croddy Wells and Pipeline Project

File No.: M18-113

Description: Design, documentation, permitting, and construction of two new wells located on Chandler Avenue and Croddy Way in the City of Santa Ana and the distribution pipeline connecting the wells to Mesa Water's supply system.

Status: The Chandler Well 12 and Croddy Well 14 and Pipeline Project Team includes Design Engineer TetraTech, Construction Manager Butier Engineering, and Community Outreach Consultant Murakawa & Associates. The project has four phases, with a construction bid package for each phase. The status of each phase is below.

Phase 1: Demolition. Demolition of the existing office buildings at the well site properties was awarded to Standard Demolition on July 9, 2020 and was completed on October 14, 2020.

Phase 2: Well Drilling. Well Drilling was awarded to Zim Industries dba Bakersfield Well & Pump on August 13, 2020. Permits for well drilling were received from Orange County Health Care Agency (OCHCA) on October 7, 2020. Mobilization for drilling at the Croddy Well 14 site started on October 12, 2020. Sound walls were constructed at both sites. Croddy Well 14 drilling is complete. Test pumping produced 4,000 gallons per minute. Water quality depth and well blend sample results indicate good water quality. Chandler Well 12 pilot hole was drilled and samples for the aquifer and the groundwater indicate good water quality to 970 feet. The pilot hole reaming and casing installing was completed during the week of May 3, 2021. Test pumping of Chandler Well 12 produced 4,320 gallons per minute. Water quality depth samples and well blend samples indicate good water quality.

Phase 3: Well Equipping. A contract award to Gateway Pacific was approved at the February 11, 2021 Board of Directors meeting. A project team kickoff meeting was held on March 10, 2021. The team has identified the long lead time items, and is in the submittal process for these items. Mobilization occurred on May 28, 2021. Underground work is in progress at both sites.

Phase 4: Pipeline. The Board authorized execution of a construction contract with Ferreira Construction at the April 27, 2021 Board Committee meeting. Notice to Proceed with the potable water transmission pipeline construction was issued on June 1, 2021. A preconstruction meeting was held on June 15, 2021. The team identified the

MESA WATER AND OTHER AGENCY PROJECTS STATUS REPORT

August 2021

long lead time items and is in the submittal process. Encroachment permits were obtained from the City of Santa Ana on August 12, 2021. (8/13/2021)

Project Title: Meter Technology Evaluation

File No.: MC 2248

Description: The lifespan of a water meter is approximately 15 years. As a meter ages, the accuracy drops off due to wear. In preparation for its annual water meter replacement, staff has been reviewing water meter technology determining what water meter and reading solutions would be the best fit for Mesa Water's aging register technology. With today's technology, there are several types of meters and meter reading solutions available. The most common are as follows: Fixed Network, Automatic Meter Reading (AMR) System, Handheld or Touch Technology, and Advanced Metering Analytics - Cellular Endpoint.

Status: A request for bids was sent out the on-call contractors for the installation of the Route 600 Meter Technology Pilot Project Meters. Bids from the on-call contractors were received on October 15, 2020 and reviewed by staff. W.A. Rasic was selected from the bids received. The preconstruction meeting was held on 11/12/2020. Kickoff meeting with Contractor was held on November 12, 2020. The official notice to proceed was issued on 11/30/20. The contractor began their field investigation of the Route 600 meters the week of 11/30/20. The contractor has substantially completed replacing meters and installing the cellular endpoints. To date, approximately 230 endpoints have been installed and 100 meters replaced. In July 2021, the contractor received materials to replace nine vault lids. The nine vault lids were replaced in August 2021. The contractor substantially completed the project in August 2021. Minor punchlist items are being completed in August 2021. Based on the current construction schedule, the project is anticipated to be complete in August. (8/18/21)

Project Title: District Wide Security System

File No.: M20-600

Description: Planning and Design Services for a District-Wide Security System

Status: The District-Wide security system is among the first new projects to be awarded as part of the Capital Improvement Program Renewal (CIPR). The draft scope of work was developed and sent for consultant review on June 16, 2020. Consultant comments were received on June 23, 2020. The final Request for Task Order proposal was issued on July 21, 2020. Three proposals were received on August 3, 2020 and evaluated. A Task Order authorization was issued to HDR. Kickoff and site visits were conducted on August 25-27, 2020. The consultant is conducting the evaluation. The draft white paper was received on October 12, 2020, and was reviewed by staff. The revised white paper was received on November 9, 2020, and was being reviewed by staff. A meeting was held on November 18, 2020, to discuss the options. A revised white paper was received on December 4, 2020, and was reviewed by staff. The decision for cellular communications was made on July 7, 2021. Staff will reconsider the implementation using cellular communications. (8/13/21)

MESA WATER AND OTHER AGENCY PROJECTS STATUS REPORT

August 2021

Project Title: SACDA Control Room and Wet Labs Upgrade Project

File No: M20-105

Description: Relocation of the SCADA Control Room and laboratory, including the addition of an education center.

Status: In November 2019, the Board directed staff to proceed with Design Concept 2 of the Mesa Water Reliability Facility Outreach Center. Mesa Water obtained a cost proposal from IBI Group. The scope of work also incorporates the design of a MWRF spare parts storage building (located at the MWRF) and wells spare parts storage building (located at Well 9 or other well site) as part of the design services. Board approved this item at its 4/9/2020 Board Meeting. The pre-design kick-off meeting was held on 4/27/20. Conceptual design reviewed on 6/10/20 and preliminary cost estimate discussed on 7/9/2020. At the August 25, 2020 Committee Meeting the Mesa Water® Education Center building concept was approved by the Board. Additionally, a contract was awarded to Mad Systems for the exhibit design. On September 17, 2020 a final design kick-off meeting was held with the architect and exhibit design teams. On October 6, 2020, the Mesa Water team toured the Albert Robles Center for Water Recycling and Environmental Learning with Mad Systems. On October 15, 2020 the design team held a site visit at the MWRF to discuss landscaping and courtyard concepts. The design team held progress meetings on 10/29/20, 11/12/20, and 11/25/20 to discuss project alternatives and progress. A preliminary landscaping concept was received on 11/25/20. The 50% design submittal was received on 12/15/2020. The comments to the submittal were discussed during progress meetings on 1/21/21 and 2/4/21. 50% Construction Documents were submitted 3/12/21. The architectural team developed finish alternatives which were reviewed and selected by the Mesa Water team. The project team has held detailed design meetings regarding storage buildings, IT Server Room, and transitional plans to keep the MWRF in service during construction. 6/2/21 the Mesa Water team reviewed and selected finishes for the Education Center and Administration Building. Transitional plans to keep the MWRF in service are being finalized. The delivery and setup of the temporary facilities are anticipated to begin in August 2021. Mesa Water received proposals for construction management services for the project in early June 2021. A construction manager was selected in June 2021 and they have begun reviewing construction documents. The 100% Construction Documents were submitted on July 29, 2021. Staff is reviewing the submittal. Construction is expected to start in October 2021 (8/13/21)

MESA WATER AND OTHER AGENCY PROJECTS STATUS REPORT

August 2021

Project Title: Wilson Street Pipeline Replacement Project

File No.: M21-220A

Description: Design, documentation, and permitting for replacement of pipeline in Wilson Avenue between Newport Blvd and Harbor Blvd.

Status: Scope of Work and Request for Quotes for the design, documentation, and permitting for the Wilson Avenue Pipeline Replacement Project was prepared and sent to the design consultants on 7/13/2020. Received five proposals on 8/27/20. Water Systems Consultants, Inc (WSC) selected to prepare the design. Kick-off meeting held on 8/13/2020. Technical Memorandum No. 1 providing alternative pipeline layout submitted for review on 10/12/20. 50% Design package submitted for review on 12/23/20. The comments to the submittal were analyzed and discussed on 2/8/21. The consultant completed the 90% Design Submittal on 3/9/21. Request for Bids sent out to contractors on 3/30/21. Eight bids received on 4/28/21. JA Salazar submitted the lowest bid. The Board authorized execution of a construction contract with JA Salazar at the May 13, 2021 Board meeting. The Contract with JA Salazar was executed on 6/10/21. The pre-construction meeting for the project was held on 6/24/21. The contractor has begun the submittal and procurement process and construction is scheduled to begin in early August 2021 with potholing and field investigation. The pre-construction meeting with City of Costa Mesa held on 8/12/21. The contractor will start potholing on 8/16/21. The installation of the mainline is scheduled to start early September 2021 (8/13/21)

Project Title: 1951 Cohort Pipeline Replacement Project

File No.: M21-220A

Description: Design, documentation, and permitting for replacement of 3.5 miles of pipeline in Hamilton St., Pomona Ave., Wallace Ave., Anaheim Ave., and Maple Ave.

Status: Scope of Work and Request for Proposals for providing CM services for the Wilson Avenue and 1951 Cohort Pipeline Replacement Projects sent out to As-Needed Consultants on 11/30/20. Five proposals received on 12/14/20. CDM Smith was selected to provide the CM Services. (2/12/21).

Scope of Work and Request for Proposals for providing design services for the 1951 Cohort Pipeline Replacement sent out to As-Needed Consultants on 12/1/20. Two proposals received on 12/15/20. Tetra Tech was selected to prepare the design. The project kick-off meeting was held on 2/2/21. The Consultant delivered Technical Memorandum No. 1 – Alignment Options and Recommendations on 7/9/21 and the Preliminary Design Report 7/21/21. Mesa Water Staff is currently reviewing Technical Memorandum No. 1 and the Preliminary Design Report. Design in progress. (8/13/21)

MESA WATER AND OTHER AGENCY PROJECTS STATUS REPORT

August 2021

Project Title: Mainline Valve Replacement Project Phases I through IV

File No.: M21-220C

Description: Design, documentation, and permitting for replacement of mainline valves within the distribution system per the Mainline Valve Spacing Policy.

Status: At the October 8, 2020 Board Meeting the Mainline Valve Spacing Policy was approved by the Board. A Scope of Work and Request for Quote for the design, documentation, and permitting for the Mainline Valve Replacement Project was prepared and was sent to on-call design consultants the week of October 19, 2020. Received four proposals on 11/3/20. Tetra Tech was selected to prepare the final design. The project Kick-off meeting was held on 1/12/21. The Consultant developed the project's permit plan. The 50% Design Submittal was delivered for review on 5/10/21. In August 2021, Mesa Water Staff completed testing shutdowns required for the Phase 1 and Phase 2 valve replacement. The Consultant is working towards the 90% Design Submittal for Phase 1. (8/13/21)

Project Title: Reservoirs 1 and 2 Pump Station Upgrades Project

File No.: M21-210B2

Description: The Reservoir Upgrades Project has several components to increase the efficiency and reliability of Reservoirs 1 and 2: Chemical storage and feed systems (sodium hypochlorite and aqueous ammonia) to help reduce nitrification issues in the distribution system; Pump replacement and conversion of drivers from gas engines to electrical motors; Upgrades to reservoir electrical service through SCE; Installation of diesel generator systems to power the reservoirs in the event of an emergency; Miscellaneous system rehabilitation and upgrades including electrical gear replacement, pipeline rehabilitation, pipeline modifications, and instrument replacement based on the results of site visits and related analyses; and Slurry Dewatering Pit upgrades located at the Reservoir 1 site.

Status: Following the approval of the recommendations of the Water, Power, and Supply Chain Reliability Assessment, Mesa Water developed a design scope of work for the Reservoirs 1 and 2 Upgrades Project. A proposal was solicited from a CIPR on-call design consultant and the project's Preliminary and Final Design kicked off in May 2021. A site visit for the project was held with the consultant on 5/17/21. The project team performed a 3-D scan of Reservoir 1 the week of June 7th and Reservoir 2 the week of June 14th. The consultant delivered a draft version of Technical Memorandum No.1 – Reservoir 1 Site Master Plan and the draft Permit Plan on 7/16/21. Following Mesa Water's review of TM1 and the Permit Plan, the consultant has begun work on the Preliminary Design Report. (8/18/21)

Project Title: Excavation Slurry Dewatering Pit Project

File No.: M21-250D

Description: Design, documentation, and permitting for a dewatering process that will be constructed in Mesa Water's Operations Yard to provide dewatering for the hydrovac excavation slurry.

MESA WATER AND OTHER AGENCY PROJECTS STATUS REPORT

August 2021

Status: A Scope of Work and Request for Quote for the design, documentation, and permitting for the Excavation Slurry Dewatering Pit Project was prepared and sent to on-call design consultants the week of October 19, 2020. The task order and notice to proceed are being developed by the Mesa Water team for the selected consultant. The kick-off meeting and site visit were held on 11/30/20. The project team held a progress meeting on 12/23/2020 and the draft report is currently in progress. The Draft memo was submitted for review on 2/3/21 and is currently being reviewed by Mesa Water Staff. Mesa Water Staff has provided direction and the design of the Dewatering Pit is included in the scope of work for the Reservoirs 1 and 2 Pump Station Upgrades Project. The Final Technical Memorandum was submitted for review on 6/10/2021. The Dewatering Pit will be designed and constructed as part of the Reservoirs 1 and 2 Pump Station Upgrades Project. (8/18/21)

Project Title: Vault Rehabilitation and Abandonment

File No.: M20-220B

Description: Design and construction of abandonment of obsolete facilities and rehabilitation of one arterial valve on OC-44.

Status: NV-5 was selected as the design consultant. Project kickoff was held on September 30, 2020. Site visits for all of the vaults were conducted in October 2020. A preliminary design report was received in November 2020 and review by staff. The current project includes abandoning three vaults on OC-44 and three unused pressure relief stations, and replacing the Bonita Creek Park Arterial Valve on OC-44. Rehabilitation of the interties is on hold pending decisions on the need for the three interties, and will be completed in a future capital program. A CEQA evaluation of the project recommended filing a Categorical Exemption from CEQA. The Categorical Exemption was received on July 2, 2021 and reviewed by staff. 90% Plans and Specifications were received on July 7, 2021, and were reviewed by staff. The City of Huntington Beach asked that all work requiring an OC-44 shutdown be complete prior to December 2021 due to a planned outage of another import source. Staff is reevaluating the project schedule to accommodate the City of Huntington Beach's criteria. (8/13/21)

Project Title: Operational IT Infrastructure Security Project

File No.: M21-250F

Description: The Project will align the Operational IT infrastructure and management model with Mesa Water enterprise IT system standards and CISA recommendations.

Status: The project kick-off meeting was held on 5/17/2021. The project is currently procuring equipment. Equipment lead times are between 60 and 130 days. (8/18/2021)

Water Quality Call Report

July 2021

Date: 7/9/2021

Source: Phone/Visit

Address: 303 Colleen Place

Description: Customer reported discolored water when filling up the pool.

Outcome: Customer lives in another state and rents out the property every now and then. Staff checked the front hose bib and the water was clear and pH and chlorine residual were within normal range. Called the customer back and let her know that the water entering the home was clear. Although customer did not specify when the last tenant was in the house, its possible stagnant water may have contributed to the discolored water that was reported. Customer inquired about getting the water tested and staff provided a list of local laboratories.

Date: 7/14/2021

Source: Phone/Visit

Address: 2831 Bristol, #208

Description: Customer reported having sulfur odor every morning from the bathroom sink water.

Outcome: Water sample from outside hose bib as well as a water sample from the bathroom sink were checked for odor. There was no odor detected in the two samples and pH and chlorine residuals were within normal range. Explained to customer the variety of potential cause of odor and shared possible methods to clear the sulfur odor.

Date: 7/15/2021

Source: Phone

Address: 1820 Cape Town

Description: Customer asked for guidance on selecting a water softener and wanted to know the hardness level in the water.

Outcome: Staff informed the customer that Mesa Water does not provide recommendations on water softeners as the water meets all state and federal drinking water standards. The average and range of hardness levels were provided to the customer.

Date: 7/19/2021
Source: Phone/Visit
Address: 1868 Samar

Description: Customer reported, after work hours, having air in the pipes throughout the house.

Outcome: Mesa Water staff were working on Samar earlier in the day and the lateral may have air in the line. Staff went out to flush the line to purge out remaining air in the line.

Date: 7/28/2021
Source: Phone/Visit
Address: 2520 Kincaid Drive, #107

Description: Customer reported water tasting bitter and smelling bad for a month now.

Outcome: Customer showed staff a cup of water that contained what appeared to be cigarette ash in it and said the water was like that throughout the entire house. She then proceeded to grab a sample from the kitchen faucet which they both observed the sample and agreed that the water was clear and had no odor.

Water Operations Status Report
July 1, 2021 - June 30, 2022

Operations Department Status Report	Wk Unit	Plan Days	Act Days	Plan Qty	Act Qty	Plan Cost	Actual Cost
01 - HYDRANTS							
WD-0101 - HYDRANT MAINTENANCE	HYDRANTS	16	7	305	149	\$6,446	\$2,986
WD-0102 - HYDRANT PAINTING	HYDRANTS	1	5	38	62	\$535	\$2,051
WD-0103 - HYDRANT REPAIR	HYDRANTS	3	0	5	1	\$1,205	\$86
Program 01 TOTAL		21	13			\$8,186	\$5,123
02 - VALVES							
WD-0201 - DISTRIBUTION VALVE MAINTENANCE	VALVES	11	1	217	18	\$4,824	\$373
WD-0202 - NIGHT VALVE MAINTENANCE	VALVES	0	0	0	0	\$0	\$0
Program 02 TOTAL		11	1			\$4,824	\$373
03 - METERS							
CS-0301 - NEW METER INSTALLATION	METERS	1	0	8	3	\$6,548	\$934
CS-0302 - RAISE REPLACE METER BOX	BOXES	1	0	6	1	\$280	\$21
CS-0303 - METER LEAK INVESTIGATION/REPAIR	INV/REP	1	1	16	10	\$431	\$349
CS-0305 - ANGLE STOP/BALL VALVE REPLACE	REPLACE	3	5	8	22	\$1,964	\$2,044
CS-0306 - LARGE METER TEST/REPAIR - C	TESTS	2	1	9	7	\$756	\$396
WD-0305 - ANGLE STOP/BALL VALVE REPLACE	REPLACE	2	0	5	0	\$1,495	\$0
Program 03 TOTAL		11	7			\$11,474	\$3,744
04 - MAIN LINES							
WD-0401 - MAIN LINE REPAIR	REPAIRS	9	9	2	1	\$5,490	\$5,168
WD-0402 - AIR VAC MAINTENANCE/REPAIR	REPAIRS	2	0	14	0	\$945	\$0
Program 04 TOTAL		11	9			\$6,435	\$5,168
05 - SERVICE LINES							
WD-0501 - SERVICE LINE REPAIR	REPAIRS	5	0	2	0	\$2,645	\$0
Program 05 TOTAL		5	0			\$2,645	\$0
06 - CAPITAL							
CAP FH - CAPITAL HYDRANT UPGRADE	HYDRANTS	15	21	2	3	\$14,651	\$12,436
CAP MV - CAPITAL MAINLINE VALVE REPLACE	VALVES	13	13	2	2	\$10,233	\$9,502
CAP SL - CAPITAL SERVICE LINE REPLACE	SERVICES	3	0	1	0	\$2,198	\$0
CAP SS - CAPITAL SAMPLE STATION REPLACE	STATIONS	0	0	0	0	\$0	\$0
CAP LM - CAPITAL LARGE METERS	METERS	1	0	5	0	\$1,784	\$21
CAP SM - CAPITAL SMALL METERS	METERS	2	1	23	4	\$2,181	\$553
CIPR- ENGINEERING WORK	HOURS	43	52	349	470	\$17,382	\$21,663
Program 06 TOTAL		76	87			\$48,429	\$44,175
TOTAL						\$81,993	\$58,583

Payment Listing by Class

7/1/2021 - 7/31/2021

Vendor Name	Check #/Count	Payment Date	Invoice Number	Invoice Description	Payment Amount
CAPITAL					
CDM SMITH, INC	000003985	07/01/21	90122214	M21-270 STAFF AUGMENTATION	\$23,765.00
	000004088	07/15/21	90124044	M21-220A WILSON & 1951 COHORT	\$9,978.50
		07/15/21	90126708	M21-220A WILSON & 1951 COHORT	\$7,917.82
	000004153	07/22/21	90124043	M21-270 STAFF AUGMENTATION	\$15,227.50
3					\$56,888.82
MICHAEL BAKER INTERNATIONAL	000004098	07/15/21	1116499	M20-100 METER TECHNOLOGY	\$8,460.00
		07/15/21	1118693	M20-100 METER TECHNOLOGY	\$3,280.00
1					\$11,740.00
MURAKAWA COMMUNICATIONS, INC.	000003978	07/01/21	MESA WATER-12	M20-109 PUBLIC OUTREACH	\$8,400.00
	000004136	07/22/21	MESA WATER-13	M20-109 PUBLIC OUTREACH	\$8,400.00
2					\$16,800.00
NV5, INC.	000004052	07/15/21	220650	M21-220B VAULT REHAB ABANDMNT	\$7,340.00
	000004199	07/29/21	222491	M21-220B VAULT REHAB ABANDMNT	\$910.00
		07/29/21	222492	M21-220B VAULT REHAB ABANDMNT	\$8,192.50
2					\$16,442.50
TETRA TECH, INC	000004106	07/15/21	51752855	M21-220C MAINLINE VALVE REPLC	\$12,540.00
	000004160	07/22/21	51758504	M21-220C MAINLINE VALVE REPLC	\$19,455.00
2					\$31,995.00
WA RASIC CONSTRUCTION CO.	000004113	07/15/21	343299	M21-003 CANOPY REMOVAL	\$29,055.00
1					\$29,055.00
ZIM INDUSTRIES, INC. DBA BAKERSFIELD WELL & PUMP CO.	000004164	07/29/21	07	M18-100 CHANDLER&CRODDY WELLS	\$111,957.50
1					\$111,957.50
Total CAPITAL	12				\$274,878.82
DEPARTMENT EXPENSE					

Payment Listing by Class

7/1/2021 - 7/31/2021

Vendor Name	Check #/Count	Payment Date	Invoice Number	Invoice Description	Payment Amount
ACWA JOINT POWERS INSURANCE AUTHORITY	000004034	07/15/21	0008351	PROPERTY LIABILITY RENEWAL	\$78,393.57
	000004115	07/22/21	AUG2021EAP	AUGUST 2021 EAP	\$142.80
	000004207	07/29/21	72721	APRIL - JUNE 2021	\$25,358.46
	3				\$103,894.83
CALPERS BENEFIT PAYMENTS	0166239	07/01/21	07012021	PPE 6/9/21	\$40,663.35
	0166240	07/08/21	16462385	JULY HEALTH PREMIUM	\$56,548.88
	0166241	07/08/21	16462399	JULY PA HEALTH PREMIUM	\$6,947.13
	0166242	07/08/21	07082021	PPE 6/23/21	\$39,687.00
	0166246	07/23/21	07022021	PPE 7/2	\$39,166.54
	5				\$183,012.90
COLONIAL LIFE & ACCIDENT INS	000004006	07/09/21	8892333-0713556	INSURANCE - PPE 07/04/21	\$201.68
	000004123	07/22/21	8892333-0727262	INSURANCE - PPE 0718/21	\$201.68
	2				\$403.36
G&W TOWING	000004129	07/22/21	454427	TOWING #25	\$61.00
		07/22/21	454395	TOWING #50	\$65.00
	1				\$126.00
GUARDIAN	000003976	07/01/21	00430941JUL21	JUL 21 DENTAL INSURANCE	\$5,643.11
	1				\$5,643.11
HOOVER PRINTING	000004092	07/15/21	96547	PRINTING - POSTCARDS	\$344.28
		07/15/21	96485	DESIGN WORK	\$120.00
		07/15/21	96539	PRINTING - NEWSLETTER	\$2,494.41
	1				\$2,958.69
INTERNAL REVENUE SERVICE	000004179	07/29/21	071921	IRS FORM CP220 CY20	\$12,803.26
	1				\$12,803.26
INTERNATIONAL PUBLIC MANAGEMENT ASSOCIATION	000003988	07/01/21	63559-ZOP2S#	FY22 HR DEPT. MEMBERSHIP RENEW	\$417.00
	1				\$417.00
RED WING BUSINESS ADVANTAGE ACCT	000004019	07/09/21	20210624009986	SAFETY SHOES	\$351.69

Payment Listing by Class

7/1/2021 - 7/31/2021

Vendor Name	Check #/Count	Payment Date	Invoice Number	Invoice Description	Payment Amount
RED WING BUSINESS ADVANTAGE ACCT	000004054	07/15/21	20210701009986	SAFETY SHOES	\$200.00
	2				\$551.69
URBAN WATER INSTITUTE	000004061	07/15/21	052021	FY22 MEMBERSHIP RENEWAL	\$2,500.00
	1				\$2,500.00
VISION SERVICE PLAN - (CA)	000004163	07/22/21	812833061	AUG 21 VISION INSURANCE	\$1,220.19
	1				\$1,220.19
VISTA DEL VERDE LANDSCAPE	000004112	07/15/21	35179	MWRF - IRRIGATION REPAIR	\$6,166.23
	000004146	07/22/21	35330	LANDSCAPE MAINTENANCE - JULY	\$2,608.79
	2				\$8,775.02
Total DEPARTMENT EXPENSE	21				\$322,306.05
GENERAL AND ADMINISTRATIVE					
360 BC GROUP INC.	000003999	07/01/21	30020	WEBSITE MAINTENANCE - MAY	\$2,000.00
	1				\$2,000.00
ACCO ENGINEERED SYSTEMS, INC.	000004190	07/29/21	20124918	VRF CONDENSING UNIT MAINTANCE	\$14,700.00
	1				\$14,700.00
ADVANCED CHEMICAL TRANSPORT, INC.	000003983	07/01/21	334849	HAZARDOUS WASTE DISPOSAL	\$517.00
	000004116	07/22/21	325991	HAZARDOUS WASTE DISPOSAL	\$462.00
	2				\$979.00
ALAN G KIRKLAND	000004069	07/15/21	CHEQ00099007825	00907900 Cheque Deposits 00907	\$133.18
	1				\$133.18
ALAN'S LAWNMOWER & GARDEN CENTER	000004165	07/29/21	1038201	HONDA WATT INVERTER	\$2,357.83
	1				\$2,357.83
ALL AMERICAN ASPHALT	000004075	07/15/21	CHEQ00099007820	20071700 Overpayment	\$127.48
	1				\$127.48
AMS PAVING, INC.	000004077	07/15/21	CHEQ00099007822	20071700 Cheque Deposits 20071	\$1,088.20
	1				\$1,088.20
AT&T MOBILITY	000003969	07/01/21	87306005081X06152021	WIRELESS COMM 06/08-07/07	\$2,629.46

Payment Listing by Class

7/1/2021 - 7/31/2021

Vendor Name	Check #/Count	Payment Date	Invoice Number	Invoice Description	Payment Amount
AT&T MOBILITY	000004038	07/15/21	87295684390X06162021	WIRELESS COMM 06/09-07/08	\$908.37
	000004192	07/29/21	87295684390X07162021	WIRELESS COMM 07/09-08/08	\$710.61
		07/29/21	87306005081X07152021	WIRELESS COMM 07/08-08/07	\$338.88
	3				\$4,587.32
ATKINSON, ANDELSON, LOYA, RUUD & ROMO	000004085	07/15/21	625182	LEGAL SERVICES - MAY	\$25,946.00
	1				\$25,946.00
BARRY SAYWITZ	000004068	07/15/21	CHEQ00099007826	06950202 Overpayment	\$834.82
	1				\$834.82
BEST BEST & KRIEGER	000004118	07/22/21	910029	PROFESSIONAL SERVICES	\$4,235.00
	1				\$4,235.00
BLUECOSMO SATELLITE COMMUNICATIONS	000003971	07/01/21	BU01338532	SATELLITE PHONE SERVICE	\$93.12
	000004167	07/29/21	BU01350054	SATELLITE PHONE SERVICE	\$96.63
	2				\$189.75
BOLLAND AND ASSOCIATES	000004119	07/22/21	210304	REGULATORY CONSULTING FEE	\$200.00
	1				\$200.00
BRENDA DEELEY PR LLC	000004120	07/22/21	1252	CONSULTING FEE JUNE 2021	\$9,400.00
	1				\$9,400.00
BROWN & CALDWELL	000004087	07/15/21	12408829	M21-210B WATER SUPPLY ASSESMNT	\$1,424.50
	000004121	07/22/21	12412164	N21-210B2 RES 1,2 UPGRADES	\$9,919.00
	2				\$11,343.50
BSI EHS SERVICES AND SOLUTIONS	000003972	07/01/21	65954	EHS SUPPORT SERVICES	\$10,616.00
	000004122	07/22/21	66329	EHS SUPPORT SERVICES	\$12,200.00
	2				\$22,816.00
CALIFORNIA ADVOCATES INC.	000004039	07/15/21	072187	PROFESSIONAL SERVICES	\$7,700.00
	1				\$7,700.00
CANON FINANCIAL SERVICES, INC.	000004005	07/09/21	26911831	PRINTER EQUIPMENT LEASE	\$2,000.93

Payment Listing by Class

7/1/2021 - 7/31/2021

Vendor Name	Check #/Count	Payment Date	Invoice Number	Invoice Description	Payment Amount
CANON FINANCIAL SERVICES, INC.	000004168	07/29/21	27064136	PRINTER EQUIPMENT LEASE	\$2,000.93
	2				\$4,001.86
CANON SOLUTIONS AMERICA, INC	000004169	07/29/21	564751	COPIER USAGE 3/29-06/28	\$2,571.21
	1				\$2,571.21
CCS ORANGE COUNTY JANITORIAL INC.	000004007	07/09/21	516898	JANITORIAL SERVICES	\$3,933.67
		07/09/21	80100756	JANITORIAL SUPPLIES	\$380.55
1				\$4,314.22	
CDW GOVERNMENT INC	000003986	07/01/21	F233904	M21-120A NETWORK LICENSES	\$11,152.18
		07/01/21	F233923	M21-120A NETWORK LICENSES	\$19,308.09
1				\$30,460.27	
CITY OF SANTA ANA	000003987	07/01/21	35776303JUN21	CHANDLER WATER/SEWER	\$194.59
		07/01/21	35821304JUN21	CRODDY WATER/SEWER	\$552.33
1				\$746.92	
COMPONETICS	000004008	07/09/21	1748	INSTALL BRACES ON TRAILER	\$1,950.00
CONSTANT AND ASSOCIATES, INC.	000004171	07/29/21	CA2021_688	COMMUNICATIONS PLAN & TRAINING	\$15,130.57
DAVID BIXLER	000004073	07/15/21	CHEQ00099007818	02210900 Cheque Deposits 02210	\$76.36
DENNIS D ROCK CONSTRUCTION (1ST ALERT)	000004009	07/09/21	21110	MONTHLY TANK INSPECTION	\$225.00
DIETZ HYDROSEEDING COMPANY	000004189	07/29/21	CHEQ00099007827	20075200 Cheque Deposits 20075	\$1,028.72
DOCUSIGN, INC.	000004173	07/29/21	INV26617119	ESIGNATURE SUBSCRIPTION	\$9,516.00
EAN SERVICES LLC	000004010	07/09/21	27286637	M20-099 TRUCK RENTAL	\$4,302.21

Payment Listing by Class

7/1/2021 - 7/31/2021

Vendor Name	Check #/Count	Payment Date	Invoice Number	Invoice Description	Payment Amount
	1				\$4,302.21
ECAMSECURE	000004043	07/15/21	677462	M20-105 - CHANDLER MO SERVICE	\$289.52
	1				\$289.52
ELAN ONE	0166249	07/01/21	06302021	CC CHARGES JUNE	\$4,756.48
	1				\$4,756.48
EMPOWER	000004089	07/15/21	322310	401 PLAN EXPENSES	\$101.76
		07/15/21	322334	457 PLAN EXPENSES	\$5,888.69
	000004194	07/29/21	322911	457 PLAN EXPENSES	\$250.00
		07/29/21	322908	401 PLAN EXPENSES	\$250.00
	0166250	07/29/21	07012021	PPE 7/1/2021	\$1,028.96
	0166251	07/30/21	07152021	PPE 7/15/2021	\$1,028.96
	0166252	07/30/21	070121M	PPE 7/1/21 MATCH	\$7,079.55
	0166253	07/30/21	071521M	PPE 7/15/21 MATCH	\$9,101.64
	0166254	07/30/21	7012021B	PPE 7/1/21 457B	\$17,446.31
	0166255	07/30/21	07152021B	PPE 7/15/2021	\$20,301.45
	8				\$62,477.32
ENTERPRISE FM TRUST	000004174	07/29/21	FBN4252610	AUTO LEASES - JULY 2021	\$1,025.68
	1				\$1,025.68
FERGUSON PLUMBING	000004126	07/22/21	0244094	TOOLS & EQUIPMENT	\$100.64
	1				\$100.64
FRONTIER COMMUNICATIONS	000003974	07/01/21	17945JUN21	DDS LINE 06/13-07/12	\$109.35
	000004176	07/29/21	17945JUL21	DDS LINE 07/13-08/12	\$109.35
	2				\$218.70
GATEWAY PACIFIC CONTRACTORS, INC.	000004035	07/15/21	01	M18-100 CHANDLER & CRODDY	\$284,355.98
	1				\$284,355.98
GRAFIX SYSTEMS	000004045	07/15/21	29158	FLEET - LOGO DECALS	\$309.75
	1				\$309.75
HANDY INDUSTRIAL	000004074	07/15/21	CHEQ00099007819	20078000 Cheque Deposits 20078	\$1,266.00
	1				\$1,266.00
HARBOR MESA LIONS CLUB	000004159	07/22/21	07012021	Stacy Taylor FY22 Membership	\$180.00

Payment Listing by Class

7/1/2021 - 7/31/2021

Vendor Name	Check #/Count	Payment Date	Invoice Number	Invoice Description	Payment Amount
	1				\$180.00
HDR ENGINEERING INC	000004130	07/22/21	1200359325	M21-103 PIPELINE INTEGRITY	\$898.50
	1				\$898.50
HELEN RIVERA	000004071	07/15/21	CHEQ00099007815	00919100 Overpayment	\$122.89
	1				\$122.89
INFOSEND INC	000004015	07/09/21	192808	CUSTOMER BILLING SERVICE	\$2,270.01
		07/09/21	193016	CUSTOMER BILLING SERVICE	\$906.02
		07/09/21	192521	CUSTOMER BILLING SERVICE	\$1,443.68
		07/09/21	193276	CUSTOMER BILLING SERVICE	\$1,463.53
		07/09/21	193480	CUSTOMER BILLING SERVICE	\$1,250.31
	000004093	07/15/21	185564	CUSTOMER BILLING SERVICE	\$1,732.73
		07/15/21	183440	CUSTOMER BILLING SERVICE	\$1,160.16
	000004155	07/22/21	194659	CUSTOMER BILLING SERVICE	\$796.58
		07/22/21	194453	CUSTOMER BILLING SERVICE	\$2,029.55
	3				\$13,052.57
INSIGHT PUBLIC SECTOR	000004132	07/22/21	1100847625	VMWARE ANNUAL LICENSE	\$14,202.00
	1				\$14,202.00
JOAN H SHUFF	000004076	07/15/21	CHEQ00099007821	09004000 Cheque Deposits 09004	\$206.13
	1				\$206.13
JOHN ROBINSON CONSULTING, INC.	000004196	07/29/21	MW201901-27	CONSULTING SERVICES	\$9,900.00
		07/29/21	MW202001-12	M20-100 METER TECH EMPLEMENT	\$600.00
	1				\$10,500.00
KIRTON McCONKIE	000004180	07/29/21	1757491	PROFESSIONAL SERVICES	\$1,517.00
	1				\$1,517.00
KLEEN KRAFT SERVICES	000003990	07/01/21	1073341	UNIFORMS, MATS, TOWELS	\$216.54

Payment Listing by Class

7/1/2021 - 7/31/2021

Vendor Name	Check #/Count	Payment Date	Invoice Number	Invoice Description	Payment Amount
KLEEN KRAFT SERVICES	000003990	07/01/21	1074004	UNIFORMS, MATS, TOWELS	\$216.54
	000004094	07/15/21	1074669	UNIFORMS, MATS, TOWELS	\$216.54
		07/15/21	1075359	UNIFORMS, MATS, TOWELS	\$216.54
	000004133	07/22/21	1076043	UNIFORMS, MATS, TOWELS	\$216.54
	000004181	07/29/21	1076714	UNIFORMS, MATS, TOWELS	\$216.54
4					\$1,299.24
LA CONSULTING INC	000004156	07/22/21	0015202	M21-104 WATER SYS ENCHANCMENTS	\$5,409.00
		07/22/21	0015203	PERFORMANCE AUDIT FY2021	\$2,950.00
1					\$8,359.00
LANDS' END BUSINESS OUTFITTERS	000004095	07/15/21	SIN9280748	MWD EMBROIDERED WEAR	\$2,557.69
1					\$2,557.69
LIFECOM, INC.	000004157	07/22/21	2093244-IN	SERVICE/CALIBRATE RKI EAGLE	\$65.00
		07/22/21	2093243-IN	SERVICE/CALIBRATE RKI EAGLE	\$65.00
		07/22/21	2093300-IN	SERVICE/CALIBRATE RKI EAGLE	\$151.20
		07/22/21	2093220-IN	SERVICE/CALIBRATE RKI EAGLE	\$321.63
		07/22/21	2093221-IN	SERVICE/CALIBRATE RKI EAGLE	\$438.80
		07/22/21	2093222-IN	SERVICE/CALIBRATE RKI EAGLE	\$438.80
1					\$1,480.43
MARIBEL LARIOS DBA FIDUCIARY EXPERTS LLC	000004044	07/15/21	000104	QUARTERLY FEE - 1ST QTR	\$2,000.00
	000004127	07/22/21	000105-R-0001	QUARTERLY FEE - 2ND QTR	\$2,000.00
2					\$4,000.00
McDERMOTT WILL & EMERY	000004135	07/22/21	3531095	CONSULTING SERVICES	\$2,287.50
1					\$2,287.50
MOUNTAIN COUNTIES WATER RESOURCES ASSOCIATION	000004096	07/15/21	1188	FY22 MEMBERSHIP RENEWAL	\$550.00
1					\$550.00

Payment Listing by Class

7/1/2021 - 7/31/2021

Vendor Name	Check #/Count	Payment Date	Invoice Number	Invoice Description	Payment Amount
NATIONAL WATER RESEARCH INSTITUTE	000004137	07/22/21	2021-06	SPONSORSHIP	\$5,000.00
	1				\$5,000.00
NEWPORT BEACH CHAMBER OF COMMERCE	000004051	07/15/21	6553	FY22 Membership renewal	\$590.00
	1				\$590.00
OHLUND MANAGEMENT & TECHNICAL SERVICES, LLC	000004201	07/29/21	21-003	CONSULTING FEE	\$3,287.50
		07/29/21	21-002	CONSULTING FEE	\$2,825.00
	1				\$6,112.50
O'NEIL STORAGE #0481	000004138	07/22/21	2106053	FILE STORAGE - JUNE 2021	\$141.68
	1				\$141.68
ORANGE COUNTY PRINTING	000003979	07/01/21	329228039	DESIGN SERVICES - INSERTS	\$1,364.12
	1				\$1,364.12
ORANGE COUNTY TREASURER - TAX COLLECTOR	000003994	07/01/21	FE21-0128	FE21-0128 Permit for MWRF	\$630.00
		07/01/21	FE21-0130	FE21-0130 Permit Wells & MWRF	\$630.00
	1				\$1,260.00
PETE'S ROAD SERVICE	000004139	07/22/21	511429-00	TIRE REPAIR	\$136.65
		07/22/21	510812-00	TIRE REPAIR	\$164.46
	1				\$301.11
RAFTELIS FINANCIAL CONSULTANTS	000004102	07/15/21	19909	CONSULTING-WATER COST COMP	\$7,139.55
		07/15/21	19811	POTABLE&RECYCLED WATER COST	\$4,835.00
	1				\$11,974.55
RAYNE WATER SYSTEMS	000004141	07/22/21	30486JUL21	SOFT WATER SERVICE - JULY 2021	\$43.50
	1				\$43.50
SHARON M. BROWNING DBA SHARON BROWNING AND ASSOCIATES	000004056	07/15/21	03	BOARD FACILITATOR SERVICES	\$11,100.00
	1				\$11,100.00
SOUTH COAST BEHAVIORAL HEALTH	000004002	07/09/21	CHEQ00099007 823	04507766 Cheque Deposits 04507	\$189.40
	000004072	07/15/21	CHEQ00099007 816	04507754 Cheque Deposits 04507	\$74.66
		07/15/21	CHEQ00099007 817	04507767 Cheque Deposits 04507	\$145.33
	2				\$409.39

Payment Listing by Class

7/1/2021 - 7/31/2021

Vendor Name	Check #/Count	Payment Date	Invoice Number	Invoice Description	Payment Amount	
STAFFING SOLUTIONS	000003982	07/01/21	33596	TEMP LABOR, CUS SVC, WE 05/09	\$1,612.70	
1					\$1,612.70	
T2 TECHNOLOGY GROUP, LLC	000004001	07/09/21	5021	M21-120A AWS	\$25,126.25	
		07/09/21	00307409	IT SUPPORT - MAY 2021	\$26,660.00	
		07/09/21	00307410	IT SUPPORT - MAY 2021	\$19,455.00	
		07/09/21	00307411	M21-120A AWS	\$69,242.50	
		07/09/21	00307412	M18-120F EOC INTERNET	\$875.00	
		07/09/21	00307413	M21-120B SOLAR WINDS	\$17,240.00	
	000004105	07/15/21	00307415	M21-104 MAINSTAR	\$300.00	
		07/15/21	00307403	M21-250F OPERATIONS INFRA SEC	\$7,465.00	
		07/15/21	00307414	M21-250F OPERATIONS INFRA SEC	\$7,582.50	
	000004114	07/22/21	00307437	M21-250F OPERATIONS INFRA SEC	\$5,927.50	
		07/22/21	00307431	IT SUPPORT - JUNE 2021	\$36,212.50	
		07/22/21	00307432	M18-120I INTRANET DASHBOARD	\$18,920.00	
		07/22/21	00307433	M18-120R NIST COMPLIANCE	\$4,700.00	
		07/22/21	00307434	M21-120A AWS	\$94,032.50	
		07/22/21	00307435	M18-120F EOC INTERNET	\$1,637.50	
	3					\$335,376.25
	THE FISHEL COMPANY	000004188	07/29/21	CHEQ00099007 828	20069700 Cheque Deposits 20069	\$1,013.52
	1					\$1,013.52
	THE PAPE GROUP INC. DBA PAPE MATERIAL HANDLING, INC.	000004100	07/15/21	7015738	DIESEL GENERATOR MAINTENANCE	\$1,213.75
			07/15/21	7015740	DIESEL GENERATOR MAINTENANCE	\$685.46
07/15/21			7015739	DIESEL GENERATOR MAINTENANCE	\$1,213.75	

Payment Listing by Class

7/1/2021 - 7/31/2021

Vendor Name	Check #/Count	Payment Date	Invoice Number	Invoice Description	Payment Amount
THE PAPE GROUP INC. DBA PAPE MATERIAL HANDLING, INC.	000004100	07/15/21	7015741	DIESEL GENERATOR MAINTENANCE	\$871.31
	1				\$3,984.27
THEODORE ROBINS FORD	000004025	07/09/21	C54366	AUTO REPAIRS & MAINTENANCE	\$70.58
		07/09/21	C53816	AUTO REPAIRS & MAINTENANCE	\$506.86
		07/09/21	C54328	AUTO REPAIRS & MAINTENANCE	\$76.19
		07/09/21	C54229	AUTO REPAIRS & MAINTENANCE	\$1,179.92
	000004057	07/15/21	C54853	AUTO REPAIRS & MAINTENANCE	\$21.11
	000004161	07/22/21	C53370	AUTO REPAIRS & MAINTENANCE	\$582.37
		07/22/21	C55130	AUTO REPAIRS & MAINTENANCE	\$845.73
		07/22/21	C55135	AUTO REPAIRS & MAINTENANCE	\$72.58
3				\$3,355.34	
TIM HOGAN GRAPHIC DESIGNS	000004107	07/15/21	6113	PRINTING - WQ REPORT	\$1,108.49
		07/15/21	6124	GRAPHIC DESIGN - WQ REPORT	\$3,000.84
		07/15/21	6123	PRINTING - WQ POSTCARDS	\$3,956.50
1				\$8,065.83	
TIME WARNER CABLE	000003997	07/01/21	1524356061521	INTERNET - MWRF	\$208.05
		07/01/21	0679649061821	INTERNET - MWRF	\$329.85
	000004026	07/09/21	1048224061921	INTERNET - DISTRICT	\$2,248.00
	000004162	07/22/21	1774795070621	INTERNET - DISTRICT	\$97.98
		07/22/21	0012934070321	INTERNET - DISTRICT	\$354.92
3				\$3,238.80	
TOM LYNCH	000004070	07/15/21	CHEQ00099007814	08513405 Cheque Deposits 08513	\$95.31
				1	
U.S. BANK PARS ACCOUNT #6746019200	0166243	07/09/21	07082021	ANNUAL CONTRIBUTION	\$110,000.00
				1	
UCI, IRVINE FOUNDATION	000004109	07/15/21	063021	FY21 MEMBERSHIP MARICE D.	\$5,000.00

Payment Listing by Class

7/1/2021 - 7/31/2021

	1				\$5,000.00
UNIVERSAL WASTE SYSTEMS, INC	000004144	07/22/21	0001112441	WASTE REMOVAL - JULY	\$103.95
	1				\$103.95
UNUM	000004145	07/22/21	042056000116A UG18	LIFE INSURANCE - AUGUST 2021	\$4,225.96
	1				\$4,225.96
USC FOUNDATION FOR CROSS CONNECTION	000004185	07/29/21	18415	FY22 MEMBERSHIP RENEWAL	\$1,000.00
	1				\$1,000.00
VERIZON WIRELESS	000004029	07/09/21	9882100381	MOBILE INTERNET 05/17-06/16	\$1,982.30
	1				\$1,982.30
VORTEX INDUSTRIES, INC	000004205	07/29/21	09-1517360	ACCESS CONTROL REPAIR	\$2,620.00
		07/29/21	09-1511645	GATE REPAIRS	\$4,385.00
	1				\$7,005.00
WASTE MANAGEMENT OF OC	000004000	07/01/21	7953417-0149-3	TR CONTAINER RENTAL MAY21	\$542.50
		07/01/21	0392528-2515-1	TR CONTAINER RENTAL JUN21	\$1,192.50
	000004148	07/22/21	0393211-2515-3	TR CONTAINER RENTAL JUL21	\$1,407.49
	000004186	07/29/21	7953799-0149-4	TR CONTAINER RENTAL JUL21	\$1,584.47
	3				\$4,726.96
WATER SYSTEMS CONSULTING, INC.	000004032	07/09/21	5748	M21-220A WILSON PIPELINE REPLC	\$5,555.00
	000004063	07/15/21	5152	PROJECT RISK & EMERGENCY	\$2,911.05
	2				\$8,466.05
WE SAVE BEES	000004065	07/15/21	9036	BEE REMOVAL SERVICES	\$195.00
	1				\$195.00
WENDIE TROUPE	000004031	07/09/21	CHEQ00099007 824	03909600 Cheque Deposits 03909	\$81.65
	1				\$81.65
WESTERN EXTERMINATOR COMPANY	000004066	07/15/21	8344845	PEST CONTROL - DISTRICT	\$92.50
		07/15/21	8344846	PEST CONTROL - MWRF	\$92.50
	1				\$185.00
Total GENERAL AND ADMINISTRATIVE	115				\$1,136,985.18

Payment Listing by Class

7/1/2021 - 7/31/2021

Vendor Name	Check #/Count	Payment Date	Invoice Number	Invoice Description	Payment Amount
RETIREE CHECKS					
ALAN COOK	000004036	07/15/21	070121	JUL 2021 INSURANCE SUBSIDY	\$94.83
	1				\$94.83
ART HERNANDEZ	000004037	07/15/21	070121	JUL 2021 INSURANCE SUBSIDY	\$179.08
	1				\$179.08
COLEEN L MONTELEONE	000004040	07/15/21	070121	JUL 2021 INSURANCE SUBSIDY	\$241.00
	1				\$241.00
DIANA LEACH	000004042	07/15/21	070121	JUL 2021 INSURANCE SUBSIDY	\$271.06
	1				\$271.06
JOHN CERNEK	000004047	07/15/21	070121	JUL 2021 INSURANCE SUBSIDY	\$62.28
	1				\$62.28
LORI MULLER	000004049	07/15/21	070121	JUL 2021 INSURANCE SUBSIDY	\$94.83
	1				\$94.83
Total RETIREE CHECKS					\$943.08
VARIOUS					
AMAZON BUSINESS	000003984	07/01/21	1KNR-LMPY-LCVF	OFFICE SUPPLIES	\$214.02
	000004003	07/09/21	1TJR-JFDD-V3HV	OFFICE SUPPLIES	\$90.54
		07/09/21	1CNM-W63M-KC6R	OFFICE SUPPLIES	\$54.94
		07/09/21	1NK1-MG37-HDP1	OFFICE SUPPLIES	\$79.64
		07/09/21	1QL6-RG4R-3FLP	OFFICE SUPPLIES	\$78.72
	000004149	07/22/21	1D9H-NMFG-K3PK	OFFICE SUPPLIES	\$259.91
		07/22/21	1F9N-GJ43-4N67	OFFICE SUPPLIES	\$6.92
		07/22/21	17NH-DHYD-6YPD	OFFICE SUPPLIES	\$47.20
		07/22/21	1YF1-C4GN-TLTN	OFFICE SUPPLIES	\$120.35
		07/22/21	1WPW-FFTK-GTJD	OFFICE SUPPLIES	\$9.15
	07/22/21	13D4-4Q9R-FNY1	OFFICE SUPPLIES	\$36.59	

Payment Listing by Class

7/1/2021 - 7/31/2021

Vendor Name	Check #/Count	Payment Date	Invoice Number	Invoice Description	Payment Amount
AMAZON BUSINESS	000004149	07/22/21	1THT-JV4P-6D1J	OFFICE SUPPLIES	\$16.10
	000004191	07/29/21	1NCN-YLHJ-X1HR	OFFICE SUPPLIES	\$42.64
		07/29/21	1JM1-RTKL-9T7W	OFFICE SUPPLIES	\$62.50
		07/29/21	1RWT-FYPV-TY44	OFFICE SUPPLIES	\$59.67
		07/29/21	1TTL-MDGR-D6WL	OFFICE SUPPLIES	\$10.76
		07/29/21	1MLY-49LP-696J	OFFICE SUPPLIES	\$170.49
		07/29/21	1QK6-LG66-1YHJ	OFFICE SUPPLIES	\$197.45
		07/29/21	1HYQ-6JTF-3HKQ	OFFICE SUPPLIES	\$36.36
		07/29/21	1XC6-CR1H-69TQ	OFFICE SUPPLIES	\$17.13
		07/29/21	1XC6-CR1H-6DJF	OFFICE SUPPLIES	\$143.37
		07/29/21	1TNF-HVNC-4PP7	OFFICE SUPPLIES	\$22.00
		07/29/21	1RNK-VDJ4-T7GX	OFFICE SUPPLIES	\$202.32
		07/29/21	14CW-KF3T-Y3L7	OFFICE SUPPLIES	\$30.41
			4		
AT&T	000004078	07/15/21	8274JUN21	949-722-8274 JUNE 2021	\$250.85
	000004079	07/15/21	9337JUL21	714-435-9337 JULY 2021	\$3,787.77
	000004080	07/15/21	8315JUL21	714-241-8315 JULY 2021	\$1,434.10
	000004081	07/15/21	8883JUL21	949-631-8883 JULY 2021	\$398.67
	000004082	07/15/21	3066JUL21	960-350-3066 JULY 2021	\$5,432.35
	000004083	07/15/21	0926JUL21	949-650-0926 JULY 2021	\$1,932.16
	000004084	07/15/21	0779JUL21	339-263-0779 JULY 2021	\$1,614.14
	000004150	07/22/21	000016691335	ACCT# 9391061444 JUNE	\$55.88
	000004151	07/22/21	4054001JUL21	030 203 4054 001 JULY 2021	\$81.62
	000004152	07/22/21	8274JUL21	949-722-8274 JULY 2021	\$200.22

Payment Listing by Class

7/1/2021 - 7/31/2021

Vendor Name	Check #/Count	Payment Date	Invoice Number	Invoice Description	Payment Amount
AT&T	000004166	07/29/21	4054001JUN21	030 203 4054 001 JUNE 2021	\$95.81
	11				\$15,283.57
DION & SONS, INC	000004172	07/29/21	775094	GASOLINE	\$11,803.21
	1				\$11,803.21
FEDERAL EXPRESS CORPORATION	000003973	07/01/21	7-407-50697	SHIPPING SERVICES	\$27.75
	000004154	07/22/21	7-429-19356	SHIPPING SERVICES	\$166.21
		07/22/21	7-414-73784	SHIPPING SERVICES	\$27.75
	000004175	07/29/21	7-436-25005	SHIPPING SERVICES	\$132.26
	3				\$353.97
FORSTA FILTERS INC	000004128	07/22/21	22316	SUPPLIES - WELLS	\$3,133.29
	1				\$3,133.29
FOUR WIND INTERACTIVE	000003975	07/01/21	INV0572328	LICENSE RENEWAL	\$949.14
	1				\$949.14
GRAINGER	000004011	07/09/21	9940424667	SAFETY TOOLS & EQUIPMENT	\$286.36
		07/09/21	9936622381	SAFETY TOOLS & EQUIPMENT	\$198.23
	000004090	07/15/21	9950793662	SAFETY TOOLS & EQUIPMENT	\$53.63
		07/15/21	9946469120	SAFETY TOOLS & EQUIPMENT	\$473.16
	2				\$1,011.38
HACH COMPANY	000004012	07/09/21	12509621	WATER QUALITY SUPPLIES	\$885.43
		07/09/21	12511338	WATER QUALITY SUPPLIES	\$212.38
		07/09/21	12511572	WATER QUALITY SUPPLIES	\$168.90
	000004195	07/29/21	12521940	WATER QUALITY SUPPLIES	\$383.70
		07/29/21	12533120	WATER QUALITY SUPPLIES	\$488.11
		07/29/21	12521834	WATER QUALITY SUPPLIES	\$580.35
		07/29/21	12524113	WATER QUALITY SUPPLIES	\$627.92
		07/29/21	12529320	WATER QUALITY SUPPLIES	\$506.08
	2				\$3,852.87

Payment Listing by Class

7/1/2021 - 7/31/2021

Vendor Name	Check #/Count	Payment Date	Invoice Number	Invoice Description	Payment Amount
HANKS ELECTRICAL SUPPLIES	000004013	07/09/21	505446876	ELECTRICAL SUPPLIES	\$1.94
		07/09/21	505446860	ELECTRICAL SUPPLIES	\$14.38
1					\$16.32
HASHTAG PINPOINT	000004177	07/29/21	1436	STRATEGIC COMMUNICATIONS	\$4,000.00
		1			
HRCHITECT	000004046	07/15/21	2021-0436	M18-110 HRIS CONSULANT	\$1,706.25
		1			
HUB AUTO SUPPLY	000004131	07/22/21	256287	AUTO SUPPLIES	\$8.32
		000004178	07/29/21	259310	AUTO SUPPLIES
2					\$104.69
KOFF AND ASSOCIATES	000004134	07/22/21	013405	PROFESSIONAL SERVICES	\$6,820.00
		1			
LEED ELECTRIC	000003977	07/01/21	210633	ON CALL ELECTRICAL REPAIRS	\$4,165.00
		1			
LEWIS CONSULTING GROUP	000004048	07/15/21	2021-117	GOV'T RELATIONS SERVICES	\$5,000.00
		1			
MELTWATER NEWS US, INC.	000004050	07/15/21	IN-S151-523577	REGULAR AMERICAS LICENSE	\$6,000.00
		1			
MEYERS NAVE, A PROFESSIONAL CORPORATION	000004097	07/15/21	2021050610	E200-0001 MATTER 1893.003	\$4,658.15
		07/15/21	2021050612	E200-0001 MATTER 1893.003	\$850.50
		07/15/21	2021050611	E200-0001 MATTER 1893.005	\$777.60
1					\$6,286.25
ORANGE COUNTY HOSE CO	000004200	07/29/21	160681	WATER HOSE & FITTINGS	\$392.87
		1			
PRIME SYSTEMS INDUSTRIAL AUTOMATION	000004140	07/22/21	0825-25	SCADA SYSTEM SUPPORT	\$895.00
		07/22/21	0825-24	SCADA SYSTEM SUPPORT	\$14,280.18

Payment Listing by Class

7/1/2021 - 7/31/2021

Vendor Name	Check #/Count	Payment Date	Invoice Number	Invoice Description	Payment Amount
PRIME SYSTEMS INDUSTRIAL AUTOMATION	000004182	07/29/21	0992-01	MWRF MIGRATION PROJECT	\$3,785.98
	2				\$18,961.16
SHERWIN WILLIAMS COMPANY	000004142	07/22/21	1205-8	PAINTING SUPPLIES	\$327.40
	1				\$327.40
SOUTHERN CALIFORNIA GAS CO	000003996	07/01/21	08520813000JU N21	NATURAL GAS DISTRICT JUNE 2021	\$73.86
		07/01/21	08940813002JU N21	NATURAL GAS RES 1, JUNE 2021	\$999.03
	000004021	07/09/21	05060829008JU N21	NATURAL GAS, WELL 5, JUN 2021	\$14,600.49
	000004203	07/29/21	08940813002JU L21	NATURAL GAS RES 1, JULY 2021	\$1,131.62
		07/29/21	08520813000JU L21	NATURAL GAS DISTRICT JUL 2021	\$66.60
		07/29/21	05200799004JU L21	NATURAL GAS RES 2, JUL 2021	\$2,171.29
	3				\$19,042.89
SPRYPOINT SERVICES INC	000004204	07/29/21	INV-0787	M20-100 CONSULTING	\$4,500.00
		07/29/21	INV-0837	COGSDALE SUPPORT	\$12,100.00
		07/29/21	INV-0862	COGSDALE SUPPORT	\$4,700.00
1				\$21,300.00	
STIVERS & ASSOCIATES INC.	000004104	07/15/21	12-807	MWRF LANDSCAPE CONSULTING	\$600.00
		1			
TANGERINE PROMOTIONS, A DIVISION OF BAMKO LLC	000004024	07/09/21	84390	PA PROMO ITEMS	\$1,369.24
		1			
THE HOME DEPOT COMMERCIAL ACCT	000004014	07/09/21	1915JUN21	TOOLS & EQUIPMENT	\$1,118.17
		1			
TRUSSELL TECHNOLOGIES INC	000004058	07/15/21	0000007899	LEAD & COPPER RULE-PROF SERV	\$1,870.00
		1			
UNITED INTERIORS	000004184	07/29/21	5358	M18-105 DISTRICT IMPROVEMENTS	\$23,727.36
		1			
VFS FIRE & SECURITY SERVICES	000004062	07/15/21	9820331	FIRE SPRINKLER INSPECT - QTR	\$250.00

Payment Listing by Class

7/1/2021 - 7/31/2021

Vendor Name	Check #/Count	Payment Date	Invoice Number	Invoice Description	Payment Amount
VFS FIRE & SECURITY SERVICES	000004062	07/15/21	9820308	FIRE SPRINKLER INSPECT - QTR	\$250.00
	1				\$500.00
VONAGE HOLDINGS CORPORATION	000004147	07/22/21	2093041	TELEPHONE SERVICES	\$10,328.98
	1				\$10,328.98
WECK ANALYTICAL ENVIRONMENTAL SERVICES INC.	000004064	07/15/21	70753	WATER QUALITY ANALYSIS	\$5,115.50
	1				\$5,115.50
WHITTINGHAM PUBLIC AFFAIRS ADVISORS	000004067	07/15/21	001159	AQMD CONSULTING	\$1,856.25
	1				\$1,856.25
Total VARIOUS	52				\$179,004.94
WATER SUPPLY					
AIRGAS USA LLC	000003968	07/01/21	9980356521	CYLINDER RENTAL	\$105.28
	000004117	07/22/21	9981065047	CYLINDER RENTAL	\$102.48
	2				\$207.76
CULLIGAN OF SANTA ANA	000004041	07/15/21	1219400	WATER SOFTENER - SALT	\$613.94
	1				\$613.94
JCI JONES CHEMICAL CO.	000004016	07/09/21	858336	CAUSTIC SODA	\$1,967.33
	1				\$1,967.33
LINDE INC.	000003995	07/01/21	64006967	CARBON DIOXIDE	\$3,511.61
		07/01/21	63843850	CARBON DIOXIDE	\$3,575.08
		07/01/21	64199358	CARBON DIOXIDE	\$3,485.12
		07/01/21	64093243	CARBON DIOXIDE	\$3,557.01
	000004101	07/15/21	64411369	CARBON DIOXIDE	\$3,594.68
		07/15/21	64461032	CARBON DIOXIDE	\$3,544.36
		07/15/21	64665374	CARBON DIOXIDE	\$3,454.78
		07/15/21	64609128	CARBON DIOXIDE TANK RENTAL	\$2,489.03
	000004202	07/29/21	64839503	CARBON DIOXIDE	\$3,592.24
		07/29/21	64735586	CARBON DIOXIDE	\$3,485.83
	3				\$34,289.74
MUNICIPAL WATER DISTRICT OF OC	000003991	07/01/21	06222021	2021 WATER POLICY FORUM/DINNER	\$850.00
	0166244	07/09/21	2492	SMART TIMERS	\$106.47
	0166245	07/23/21	07232021	TURF REMOVAL	\$35.99

Payment Listing by Class

7/1/2021 - 7/31/2021

Vendor Name	Check #/Count	Payment Date	Invoice Number	Invoice Description	Payment Amount
MUNICIPAL WATER DISTRICT OF OC	0166247	07/28/21	16793	RETAIL CONNECTION	\$316,654.00
	4				\$317,646.46
NALCO WATER PRETREATMENT SOLUTIONS	000004198	07/29/21	2548845	MWRF GARDEN SUPPLIES	\$604.32
		07/29/21	2550456	MWRF GARDEN SUPPLIES	\$577.78
	1				\$1,182.10
OCWD	0166238	07/01/21	22950	MAY GAP WATER	\$104,183.60
	0166248	07/29/21	07292021	JAN-JUNE 2021 RA	\$3,771,425.40
	2				\$3,875,609.00
PACIFIC STAR CHEMICAL DBA NORTHSTAR CHEMICAL	000003992	07/01/21	197692	SOD HYPO	\$1,549.55
		07/01/21	197691	SOD HYPO	\$3,791.16
	000004017	07/09/21	198321	SOD HYPO	\$2,507.13
		07/09/21	198320	SOD HYPO	\$196.96
		07/09/21	198319	SOD HYPO	\$2,434.23
		07/09/21	198322	SODIUM BISULFITE	\$2,143.55
	000004099	07/15/21	198906	SOD HYPO	\$1,024.97
		07/15/21	198909	SOD HYPO	\$1,146.46
		07/15/21	199644	SOD HYPO	\$3,922.78
		07/15/21	199648	SOD HYPO	\$2,466.17
		07/15/21	198911	SOD HYPO	\$3,611.28
		07/15/21	198910	SOD HYPO	\$222.31
	3				\$25,016.55
SEPARATION PROCESSES, INC	000004055	07/15/21	10141	SUPPORT SERVICES	\$914.52
	1				\$914.52
UNITED WATERWORKS INC.	000004028	07/09/21	S100098153.001	WATER OPS SUPPLIES	\$2,696.00
	000004060	07/15/21	S100098153.002	WATER OPS SUPPLIES	\$2,277.60
	2				\$4,973.60
Total WATER SUPPLY	20				\$4,262,421.00
WATER SYSTEM					
ACCESSORIE AIR COMPRESSOR SYSTEMS	000003967	07/01/21	199764	AIR COMPRESSOR SERVICE	\$3,924.69
	1				\$3,924.69
ALS TRUESDAIL LABORATORIES INC	000003998	07/01/21	522102219	WATER QUALITY TESTING	\$22.00

Payment Listing by Class

7/1/2021 - 7/31/2021

Vendor Name	Check #/Count	Payment Date	Invoice Number	Invoice Description	Payment Amount	
ALS TRUESDAIL LABORATORIES INC	000003998	07/01/21	522102220	WATER QUALITY TESTING	\$88.00	
		07/01/21	522102221	WATER QUALITY TESTING	\$44.00	
		07/01/21	522102222	WATER QUALITY TESTING	\$44.00	
		07/01/21	522102223	WATER QUALITY TESTING	\$22.00	
		07/01/21	522102224	WATER QUALITY TESTING	\$44.00	
		07/01/21	522102225	WATER QUALITY TESTING	\$44.00	
		07/01/21	522102226	WATER QUALITY TESTING	\$44.00	
		07/01/21	522102227	WATER QUALITY TESTING	\$62.00	
		07/01/21	522102228	WATER QUALITY TESTING	\$22.00	
		07/01/21	522102229	WATER QUALITY TESTING	\$44.00	
	07/01/21	522102230	WATER QUALITY TESTING	\$22.00		
	000004027	07/09/21	522102231	WATER QUALITY TESTING	\$62.00	
		07/09/21	522102232	WATER QUALITY TESTING	\$44.00	
		07/09/21	522102233	WATER QUALITY TESTING	\$22.00	
		07/09/21	522102234	WATER QUALITY TESTING	\$22.00	
		07/09/21	522102235	WATER QUALITY TESTING	\$22.00	
	000004108	07/15/21	522002697	WATER QUALITY TESTING	\$22.00	
		07/15/21	522102189	WATER QUALITY TESTING	\$22.00	
	3					\$718.00
	BADGER METER INC.	000003970	07/01/21	1440984	METERS	\$5,508.18
000004004		07/09/21	1440433	METERS	\$6,407.44	
000004086		07/15/21	1442037	METERS	\$4,603.08	
		07/15/21	1438434	M21-100 METER TECH PILOT	\$28,085.12	
000004193		07/29/21	1444819	M20-100 METER TECH PILOT	\$123.69	

Payment Listing by Class

7/1/2021 - 7/31/2021

Vendor Name	Check #/Count	Payment Date	Invoice Number	Invoice Description	Payment Amount
BADGER METER INC.	000004193	07/29/21	1445131	M20-100 METER TECH PILOT	\$804.38
	4				\$45,531.89
CLA-VAL	000004170	07/29/21	824075	REPAIRS	\$1,779.89
	1				\$1,779.89
DANGELO	000003966	07/01/21	S1430857.001	HYDRANTS	\$68,443.23
	1				\$68,443.23
DTSC	000004124	07/22/21	072021	EPA HAZ WASTE MANIFEST FEE	\$637.50
	1				\$637.50
EWLES MATERIALS INC	000004125	07/22/21	419679	BOBTAIL DUMP FEES	\$220.00
	1				\$220.00
HENDEY METER	000004091	07/15/21	062646-213	3" FIRE HYDRANT METERS	\$2,586.00
		07/15/21	062646-2021	METER - BACKFLOW	\$952.38
	1				\$3,538.38
IRVINE PIPE & SUPPLY	000003989	07/01/21	1022202	PIPE FITTINGS AND SUPPLIES	\$291.70
		07/01/21	1020217-01	PIPE FITTINGS AND SUPPLIES	\$654.19
	1				\$945.89
LARRY'S BUILDING MATERIALS	000004197	07/29/21	CM-132186	M22-001FH PAVING MATERIALS	\$31.79
		07/29/21	CM-132255	PAVING MATERIALS	\$11.74
	1				\$43.53
ORANGE COUNTY SANITATION DISTRICT	000003993	07/01/21	0001	Wastewater discharge MWRP	\$2,850.00
	000004053	07/15/21	540675	FY21 Q4 ESTIMATED USE CHARGE	\$21,200.55
	2				\$24,050.55
PRAXAIR DISTRIBUTION, INC.	000003980	07/01/21	64403777	PROPANE GAS	\$119.77
	000004018	07/09/21	64300694	CARBON DIOXIDE TANK RENTAL	\$116.94
	2				\$236.71
RELIABLE MONITORING SERVICES	000004020	07/09/21	2021-21358	GAS DETECTION SYS- CALIBRATE	\$355.00
		07/09/21	2021-21357	GAS DETECTION SYS- CALIBRATE	\$355.00
	1				\$710.00
S & J SUPPLY CO.	000003981	07/01/21	S100175305.002	PIPELINE MATERIALS	\$17,897.28

Payment Listing by Class

7/1/2021 - 7/31/2021

S & J SUPPLY CO.	000004103	07/15/21	S100176296.001	PIPELINE MATERIALS	\$4,311.67
		07/15/21	S100175081.003	PIPELINE MATERIALS	\$5,777.56
		07/15/21	S100175104.002	PIPELINE MATERIALS	\$8,666.34
		07/15/21	S100175305.003	PIPELINE MATERIALS	\$14,643.23
	000004183	07/29/21	S100177156.001	PIPELINE MATERIALS	\$840.45
	3				\$52,136.53
SOUTH COAST A.Q.M.D.	000004022	07/09/21	3823570	FY21/22 FLAT FEE - EMISSIONS	\$142.59
		07/09/21	3821402	ANNUAL RENEWAL FEES-ICE/GAS	\$2,200.75
		07/09/21	3823530	FY21/22 FLAT FEE - EMISSIONS	\$142.59
		07/09/21	3821393	ANNUAL RENEWAL FEES-ICE/GAS	\$880.30
		07/09/21	3824545	FY21/22 FLAT FEE - EMISSIONS	\$142.59
		07/09/21	3821656	ANNUAL RENEWAL FEES ICE/DIESEL	\$880.30
		07/09/21	3824555	FY21/22 FLAT FEE - EMISSIONS	\$142.59
		07/09/21	3821658	ANNUAL RENEWAL FEES-ICE/DIESEL	\$880.30
	1				\$5,412.01
STATE WATER RESOURCES CONTROL BOARD	000004158	07/22/21	525385	Permit for Well. No. 12.	\$465.00
		1			\$465.00
TAMORI DESIGNS	000004023	07/09/21	1493	PRINTING - BUDGET BOOKS	\$1,061.34
	1				\$1,061.34
UNDERGROUND SERVICE ALERT/SC	000004059	07/15/21	DSB20203258	UNDERGROUND DIG ALERT	\$317.32
	000004143	07/22/21	620210436	UNDERGROUND DIG ALERT	\$613.90
		2			\$931.22
VULCAN MATERIALS	000004030	07/09/21	72989868	PAVING MATERIALS	\$89.32
		07/09/21	72987397	PAVING MATERIALS	\$87.66
	000004206	07/29/21	72997782	PAVING MATERIALS	\$91.81
		07/29/21	73009873	PAVING MATERIALS	\$393.04
		07/29/21	73011790	PAVING MATERIALS	\$253.72
	2				\$915.55
WEST COAST SAND & GRAVEL	000004187	07/29/21	393065	FILL SAND	\$818.23
		1			\$818.23

Payment Listing by Class

7/1/2021 - 7/31/2021

Vendor Name	Check #/Count	Payment Date	Invoice Number	Invoice Description	Payment Amount
Total WATER SYSTEM	31				\$212,520.14
Total Payments (All)	257				\$6,389,059.21



*Dedicated to
Satisfying our Community's
Water Needs*

MEMORANDUM

TO: Board of Directors
FROM: Marwan Khalifa, CPA, MBA, Chief Financial Officer
DATE: August 24, 2021
SUBJECT: Monthly Financial Reports

RECOMMENDATION

Receive and file the Monthly Financial Reports.

STRATEGIC PLAN

Goal #3: Be financially responsible and transparent.

PRIOR BOARD ACTION/DISCUSSION

None.

DISCUSSION

The attached Treasurer's status reports reflect the performance of Mesa Water's cash and investment accounts.

FINANCIAL IMPACT

None.

ATTACHMENTS

Attachment A: Monthly Treasurer's Status Report on Investments as of 7/31/21
Attachment B: Monthly Treasurer's Status Report on Investments as of 6/30/21

Mesa Water District
Monthly Treasurer's Status Report on Investments
7/31/2021



Investments are in compliance with the Investment Policy adopted as Resolution 1506 of the Mesa Water District Board of Directors. The liquidity of investments will meet cash flow needs for the next six months except under unforeseen catastrophic circumstances.

<u>Investments</u>	<u>Maturity Date</u>	<u>Days to Maturity</u>	<u>YTM@Cost</u>	<u>Cost Value</u>	<u>% of Portfolio</u>	<u>Policy % Limit</u>	<u>Market Value</u>
Local Agency Investment Fund (LAIF)	Liquid	1	0.221%	1,083.43	0.00%	No Limit	1,083.43
Orange County Investment Pool (OCIP) *	Liquid	1	0.588% *	825,904.33	2.03%	No Limit	825,904.33
Miscellaneous Cash (Petty, Emergency, etc.)	Liquid	1	0.000%	14,000.00	0.03%	N/A	14,000.00
<u>US Bank Custody Account</u>							
Negotiable Certificate of Deposit	Various	932	1.41%	10,621,000.00	26.54%	30.00%	10,795,069.32
US Agency Bonds	Various	1,087	0.89%	14,575,369.79	35.93%	No Limit	14,616,272.00
US Treasury Bonds	Various	1,481	0.60%	741,526.36	1.83%	No Limit	743,250.00
Sub Total / Average		0	1.10%	25,937,896.15			26,154,591.32
US Bank Custody Account	Liquid	1	0.10%	2,420,849.81	5.95%	No Limit	2,420,849.81
Pacific Premier Bank	Liquid	1	1.25%	11,264,160.46	27.69%	No Limit	11,264,160.46
Total / Average		665	1.06%	\$ 40,463,894.18	100.00%		\$ 40,680,589.35

<u>PARS OPEB & Pension Trust</u>	<u>Monthly Rate of Return</u>	<u>Cost Value</u>	<u>Market Value</u>
Public Agency Retirement Services (PARS)			
Capital Appreciation HighMark PLUS Fund			
OPEB	0.37%	1,676,700.62	2,167,928.47
Pension Trust	0.39%	12,797,721.45	16,595,218.44
		\$ 14,474,422.07	\$ 18,763,146.91

Local Agency Investment Fund (LAIF)

LAIF includes funds designated for allocation of working capital cash to reserves, working capital cash and advances for construction. LAIF market value on Monthly Treasurer's Status Report on Investments for months between quarters is the dollar amount invested times the fair market value Fair Value factor of prior quarter end. The general ledger LAIF carrying value reflects market value (unrealized gains and losses) only at fiscal year end. LAIF provides the Fair Value factor as of March 31, June 30, September 30 and December 31 each year. LAIF market value on this report is based on the June 2021 Fair Value Factor of 1.0012669853.

Orange County Treasurer's Investment Pool (OCIP)

The MY 2021 net asset value factor is estimated at 1.00, and the interest rate is the Monthly Net Yield.

Weighted Average Return

Mesa Water® Funds | 1.064%

Benchmark: 3 Month Treasury Bill - July 2021 | 0.05 %

Weighted Average Maturity

Years | 1.80

Days to Maturity | 665

PARS OPEB & Pension Trust Benchmark - S & P 500 Index

1 Month | 2.27 %

* OCIP 2021 July Apportionment Yield not available at reporting deadline.

Mesa Water District
 Transactions Summary
 Monthly Treasurer's Status Report - Investment Activity
 Group By: Action
 Portfolio / Report Group: Report Group | Treasurer's Report
 Begin Date: 06/30/2021, End Date: 07/31/2021

Description	CUSIP/Ticker	YTM @ Cost	Settlement Date	Maturity Date	Face Amount/Shares	Principal	Interest/Dividends	Total
Buy								
T-Note 0.375 4/30/2025	912828ZL7	0.555	7/1/2021	4/30/2025	250,000.00	248,296.00	157.95	248,453.95
Toyota Financial Savings NV 0.95 7/29/2026	89235MLE9	0.950	7/29/2021	7/29/2026	248,000.00	248,000.00	0.00	248,000.00
Sub Total / Average Buy					498,000.00	496,296.00	157.95	496,453.95
Called								
FHLMC 0.4 10/23/2023-21	3134GV6D5	0.000	7/23/2021	10/23/2023	250,000.00	250,000.00	0.00	250,000.00
Sub Total / Average Called					250,000.00	250,000.00	0.00	250,000.00

Mesa Water District
Date To Date
Monthly Interest | Received
Report Format: By Transaction
Group By: Asset Category
Portfolio / Report Group: Report Group | Treasurer's Report
Begin Date: 6/30/2021, End Date: 7/31/2021

Description	CUSIP/Ticker	Settlement Date	Maturity Date	Coupon Rate	Ending Face Amount/Shares	Interest/Dividends	Sell Accrued Interest
LAIF Policy - No Limit							
LAIF LGIP	LGIP0012	6/30/2010	N/A	N/A	1,083.43	0.88	0.00
Sub Total/Average					1,083.43	0.88	0.00
Orange County LGIP - OCIP Policy - No Limit							
Orange County Investment Pool LGIP	LGIP9LC	9/30/2011	N/A	N/A	825,904.33	359.19	0.00
Sub Total/Average					825,904.33	359.19	0.00
Miscellaneous Cash (Petty Emergency)							
Miscellaneous Cash	CASH	6/30/2015	N/A	N/A	14,000.00	0.00	0.00
Sub Total/Average					14,000.00	0.00	0.00
Negotiable CD 30%							
Wells Fargo SD 1.6 8/3/2021	9497486Z5	8/3/2016	8/3/2021	1.600	247,000.00	324.82	0.00
Privatebank and Trust IL 1.5 8/30/2021	74267GVM6	8/29/2016	8/30/2021	1.500	247,000.00	0.00	0.00
Mercantil Commerce Bank FL 1.65 9/28/2021	58733ADJ5	9/28/2016	9/28/2021	1.650	247,000.00	0.00	0.00
Countryside Federal CU NY 1.65 10/28/2021	22239MAL2	10/28/2016	10/28/2021	1.650	247,000.00	334.97	0.00
Bank of Baroda 1.85 11/23/2021	06062QXG4	11/23/2016	11/23/2021	1.850	247,000.00	0.00	0.00
First National Bank MI 2 1/20/2022	32110YJT3	1/20/2017	1/20/2022	2.000	201,000.00	330.41	0.00
State Bank India NY 2.35 3/14/2022	8562846V1	3/14/2017	3/14/2022	2.350	247,000.00	0.00	0.00
Amercian Express 2.45 4/5/2022	02587DN38	4/5/2017	4/5/2022	2.450	247,000.00	0.00	0.00
Goldman Sachs NY 3.3 1/16/2024	38148P4E4	1/16/2019	1/16/2024	3.300	245,000.00	4,009.27	0.00
Merrick Bank UT 3 7/31/2023	59013J6G9	1/30/2019	7/31/2023	3.000	249,000.00	613.97	0.00
Morgan Stanley UT 3.05 1/31/2024	61690UDV9	1/31/2019	1/31/2024	3.050	246,000.00	3,720.67	0.00
Morgan Stanley NY 3.05 1/31/2024	61760AVF3	1/31/2019	1/31/2024	3.050	246,000.00	3,720.67	0.00
Capital One VA 2.65 5/22/2024	14042RLP4	5/22/2019	5/22/2024	2.650	246,000.00	0.00	0.00
Eaglebank MD 2.5 5/24/2024	27002YEN2	5/24/2019	5/24/2024	2.500	249,000.00	511.64	0.00
Sallie Mae Bank UT 1.9 10/16/2024	7954504P7	10/17/2019	10/16/2024	1.900	247,000.00	0.00	0.00
Celtic Bank UT 1.65 10/23/2024	15118RSV0	10/23/2019	10/23/2024	1.650	249,000.00	337.68	0.00
Ally Bank UT 1.85 10/24/2022	02007GML4	10/24/2019	10/24/2022	1.850	247,000.00	0.00	0.00
Enterprise Bank & Trust 1.75 11/8/2023	29367SJR6	11/8/2019	11/8/2023	1.750	249,000.00	358.15	0.00

Description	CUSIP/Ticker	Settlement Date	Maturity Date	Coupon Rate	Ending Face Amount/Shares	Interest/Dividends	Sell Accrued Interest
Raymond James Bank 1.75 11/8/2023	75472RAH4	11/8/2019	11/8/2023	1.750	247,000.00	0.00	0.00
Third Federal Savings 1.75 11/13/2023	88413QCJ5	11/12/2019	11/13/2023	1.750	247,000.00	0.00	0.00
Garnett State Bank 1.7 11/19/2024	366526AW1	11/19/2019	11/19/2024	1.700	249,000.00	347.92	0.00
Citizens State Bank 1.7 11/22/2024	176688CR8	11/22/2019	11/22/2024	1.700	249,000.00	347.92	0.00
Marlin Business Bank UT 1.7 12/4/2023	57116ATG3	12/2/2019	12/4/2023	1.700	249,000.00	347.92	0.00
Baycoast Bank MA 0.9 3/31/2025	072727BG4	3/31/2020	3/31/2025	0.900	248,000.00	0.00	0.00
Enerbank UT 1.15 4/29/2024	29278TNY2	4/29/2020	4/29/2024	1.150	249,000.00	235.36	0.00
First Freedom Bank 1.1 4/30/2024	32027BAM9	4/30/2020	4/30/2024	1.100	249,000.00	225.12	0.00
Flagstar Bank MI 1.25 4/30/2025	33847E3A3	4/30/2020	4/30/2025	1.250	248,000.00	0.00	0.00
Apex Bank TN 0.95 5/8/2025	03753XBK5	5/8/2020	5/8/2025	0.950	249,000.00	194.42	0.00
Seattle Bank WA 0.75 6/2/2025-20	81258PKJ1	6/2/2020	6/2/2025	0.750	249,000.00	153.49	0.00
Medallion Bank UT 0.6 7/15/2025	58404DHM6	7/15/2020	7/15/2025	0.600	249,000.00	122.79	0.00
Preferred Bank CA 0.25 7/17/2023	740367LV7	7/17/2020	7/17/2023	0.250	249,000.00	51.16	0.00
Bankwell Bank CT 0.35 1/30/2024	06654BCM1	7/30/2020	1/30/2024	0.350	249,000.00	432.17	0.00
BMW Bank UT 0.5 9/25/2025	05580AXF6	9/25/2020	9/25/2025	0.500	249,000.00	0.00	0.00
BMO Harris Bank IL 0.5 3/28/2025-20	05600XAY6	9/28/2020	3/28/2025	0.500	249,000.00	0.00	0.00
First Commercial Bank MS 0.3 3/31/2025	31984GFK0	9/30/2020	3/31/2025	0.300	249,000.00	61.40	0.00
Farm Bureau Bank NV 0.25 7/9/2024	307660LK4	10/9/2020	7/9/2024	0.250	249,000.00	51.16	0.00
Texas Exchange Bank TX 0.6 12/18/2025	88241TJR2	12/18/2020	12/18/2025	0.600	249,000.00	122.79	0.00
JPMorgan Chase OH 0.5 12/29/2025-21	48128UUZ0	12/29/2020	12/29/2025	0.500	249,000.00	0.00	0.00
John Marshall Bancorp VA 0.2 12/29/2023	47804GGC1	12/30/2020	12/29/2023	0.200	249,000.00	40.93	0.00
Live Oak Banking NC 0.5 2/10/2026	538036NE0	2/10/2021	2/10/2026	0.500	249,000.00	102.33	0.00
Luana Savings Bank IA 0.2 8/19/2024	549104WN3	2/19/2021	8/19/2024	0.200	249,000.00	0.00	0.00
Homestreet Bank WA 0.1 8/22/2022	43785QPQ0	2/22/2021	8/22/2022	0.100	249,000.00	20.47	0.00
Toyota Financial Savings NV 0.95 7/29/2026	89235MLE9	7/29/2021	7/29/2026	0.950	248,000.00	0.00	0.00
Sub Total/Average					10,621,000.00	17,119.60	0.00

US Agency - No Limit

FHLB 2 11/10/2021-18	3130A9S44	11/10/2016	11/10/2021	2.000	750,000.00	0.00	0.00
FHLB 3 12/9/2022	3130AFE78	1/9/2019	12/9/2022	3.000	1,000,000.00	0.00	0.00
FAMC 3.05 9/19/2023	3132X06C0	1/9/2019	9/19/2023	3.050	500,000.00	0.00	0.00
FFCB 2.125 6/5/2023	3133EKPT7	11/8/2019	6/5/2023	2.125	500,000.00	0.00	0.00
FNMA 1.375 9/6/2022	3135G0W33	11/8/2019	9/6/2022	1.375	500,000.00	0.00	0.00
FAMC 2.15 6/5/2024	31422BGA2	11/8/2019	6/5/2024	2.150	500,000.00	0.00	0.00
FNMA 1.875 4/5/2022	3135G0T45	3/23/2020	4/5/2022	1.875	500,000.00	0.00	0.00
FHLMC 0.7 5/13/2025-21	3134GVSY5	5/13/2020	5/13/2025	0.700	500,000.00	0.00	0.00
FHLMC 0.5 5/20/2024-22	3134GVXR4	5/21/2020	5/20/2024	0.500	500,000.00	0.00	0.00
FHLMC 0.45 7/8/2024-22	3134GV4S4	7/13/2020	7/8/2024	0.450	750,000.00	1,687.50	0.00
FHLMC 0.375 7/14/2023-22	3134GV5F1	7/14/2020	7/14/2023	0.375	250,000.00	468.75	0.00

Description	CUSIP/Ticker	Settlement Date	Maturity Date	Coupon Rate	Ending Face Amount/Shares	Interest/Dividends	Sell Accrued Interest	
FHLMC 0.4 10/23/2023-21	3134GV6D5	7/23/2020	10/23/2023	0.400	0.00	500.00	0.00	
FFCB 0.25 9/21/2023-22	3133EMAM4	9/24/2020	9/21/2023	0.250	500,000.00	0.00	0.00	
FHLMC 0.35 9/30/2024-22	3134GWVM5	9/30/2020	9/30/2024	0.350	250,000.00	0.00	0.00	
FHLMC 0.4 9/30/2025-21	3134GWVP8	9/30/2020	9/30/2025	0.400	250,000.00	0.00	0.00	
FNMA 0.54 11/3/2025-22	3135GA2G5	10/30/2020	11/3/2025	0.540	500,000.00	0.00	0.00	
FFCB 0.27 11/3/2023-22	3133EMFN7	11/3/2020	11/3/2023	0.270	250,000.00	0.00	0.00	
FNMA 0.375 8/25/2025	3135G05X7	11/12/2020	8/25/2025	0.375	250,000.00	0.00	0.00	
FHLMC 0.3 11/13/2023-22	3134GXAY0	11/13/2020	11/13/2023	0.300	250,000.00	0.00	0.00	
FNMA 0.56 11/17/2025-22	3135GA2Z3	11/17/2020	11/17/2025	0.560	325,000.00	0.00	0.00	
FNMA 0.58 11/25/2025-22	3135GA5E7	11/30/2020	11/25/2025	0.580	250,000.00	0.00	0.00	
FNMA 0.6 7/29/2025-22	3136G4D75	12/18/2020	7/29/2025	0.600	250,000.00	750.00	0.00	
FFCB 0.47 12/22/2025-22	3133EMLC4	12/22/2020	12/22/2025	0.470	250,000.00	0.00	0.00	
FFCB 0.125 5/3/2023-21	3133EMPA4	2/5/2021	5/3/2023	0.125	250,000.00	0.00	0.00	
FFCB 0.32 2/3/2025-21	3133EMPV8	2/5/2021	2/3/2025	0.320	250,000.00	0.00	0.00	
FHLB 0.625 2/24/2026-21	3130AL7M0	3/2/2021	2/24/2026	0.625	250,000.00	0.00	0.00	
FFCB 0.45 2/2/2026-23	3133EMPD8	3/2/2021	2/2/2026	0.450	300,000.00	0.00	0.00	
FFCB 0.3 11/12/2024-21	3133EMQQ8	3/2/2021	11/12/2024	0.300	250,000.00	0.00	0.00	
FFCB 0.43 3/3/2025	3133EMSJ2	3/3/2021	3/3/2025	0.430	250,000.00	0.00	0.00	
FHLB 0.6 3/10/2026-21	3130ALFX7	3/10/2021	3/10/2026	0.600	250,000.00	0.00	0.00	
FHLB 0.5 3/10/2025-21	3130ALDZ4	3/24/2021	3/10/2025	0.500	250,000.00	0.00	0.00	
FHLB 0.75 3/16/2026-21	3130ALF33	3/24/2021	3/16/2026	0.750	250,000.00	0.00	0.00	
FFCB 0.25 3/1/2024-21	3133EMSD5	3/24/2021	3/1/2024	0.250	250,000.00	0.00	0.00	
FHLMC 0.45 10/29/2025-21	3134GW3J3	4/22/2021	10/29/2025	0.450	250,000.00	0.00	0.00	
FHLMC 1.03 4/29/2026-22	3130ALZM9	4/29/2021	4/29/2026	1.030	250,000.00	0.00	0.00	
FNMA 0.5 8/14/2025-23	3135G05S8	4/29/2021	8/14/2025	0.500	250,000.00	0.00	0.00	
FHLMC 0.65 10/27/2025-21	3134GW5R3	5/25/2021	10/27/2025	0.650	375,000.00	0.00	0.00	
FHLB 0.875 5/26/2026-21	3130AMHB1	5/28/2021	5/26/2026	0.875	250,000.00	0.00	0.00	
FFCB 0.53 9/29/2025-21	3133EMBH4	6/17/2021	9/29/2025	0.530	500,000.00	0.00	0.00	
FFCB 0.9 6/15/2026-22	3133EMH21	6/17/2021	6/15/2026	0.900	250,000.00	0.00	0.00	
FFCB 0.6 6/16/2025-22	3133EMH47	6/17/2021	6/16/2025	0.600	250,000.00	0.00	0.00	
Sub Total/Average					14,500,000.00	3,406.25	0.00	
US Treasury - No Limit								
T-Note 0.25 6/30/2025 T-Note 0.375	912828ZW3	4/22/2021	6/30/2025	0.250	250,000.00	0.00	0.00	
1/31/2026 T-Note 0.375 4/30/2025	91282CBH3	4/29/2021	1/31/2026	0.375	250,000.00	468.75	0.00	
	912828ZL7	7/1/2021	4/30/2025	0.375	250,000.00	0.00	0.00	
Sub Total/Average					750,000.00	468.75	0.00	
US Bank MM Custody Policy 50%								
US Bank Custodian MM	MM65000	7/31/2020	5	N/A	N/A	2,420,849.81	2.56	0.00

Description	CUSIP/Ticker	Settlement Date	Maturity Date	Coupon Rate	Ending Face Amount/Shares	Interest/Dividends	Sell Accrued Interest
Sub Total/Average					2,420,849.81	2.56	0.00
Pacific Premier Bank Policy - n/a							
Pacific Premier Bank Checking Cash	MM0831	5/28/2020	N/A	N/A	11,264,160.46	0.00	0.00
Sub Total/Average					11,264,160.46	0.00	0.00
Total / Average					40,396,998.03	21,357.23	0.00

Mesa Water District
Portfolio Holdings
Investment Report | PARS Trust
Report Format: By CUSIP / Ticker
Group By: Portfolio Name
Average By: Market Value
Portfolio / Report Group: PARS OPEB Trust
As of 7/31/2021

Description	CUSIP/Ticker	Security Type	Face Amount/Shares	Cost Value	Market Value
PARS OPEB Trust					
Columbia Contrarian Fund	19766M709	Mutual Fund	4,670.94	114,767.04	172,076.77
DFA Large Cap	233203868	Mutual Fund	4,560.12	103,277.31	125,311.69
Dodge & Cox International	256206103	Mutual Fund	1,293.68	49,702.02	62,069.58
Dodge & Cox Stock Fund	256219106	Mutual Fund	619.69	112,190.93	147,493.62
Doubeline Core Fix Income	258620301	Mutual Fund	10,679.86	117,910.29	119,507.50
Harbor Capital Appreciation	411512528	Mutual Fund	798.71	63,158.35	93,832.10
Hartford Schroders	41665X859	Mutual Fund	7,328.59	122,666.61	150,529.39
iShares Russell Mid Cap	464287499	Mutual Fund	1,550.00	42,150.69	123,752.00
iShares SP500	464287408	Mutual Fund	463.00	60,246.99	68,899.03
MFS International	552746356	Mutual Fund	1,347.39	41,763.06	62,087.87
PGIM Total Return Bond	74440B884	Mutual Fund	8,079.46	118,763.66	119,979.04
PIMCO	693390841	Mutual Fund	3,063.00	27,665.06	27,873.30
Pimco Total Return Fund	693390700	Mutual Fund	11,465.53	120,689.52	120,044.08
Price T Rowe Growth	741479406	Mutual Fund	819.81	55,625.92	93,631.97
Undiscovered	904504479	Mutual Fund	1,452.97	90,115.25	116,877.24
US Bank PARS - OPEB Trust MM	MM4900	Money Market	21,341.77	21,341.77	21,341.77
Vanguard Growth & Income	921913208	Mutual Fund	3,034.23	226,715.51	334,252.42
Vanguard Real Estate	922908553	Mutual Fund	408.00	33,603.21	43,366.32
Vanguard Short Term	922031836	Mutual Fund	4,591.26	49,819.98	50,457.75
Victory RS	92647Q363	Mutual Fund	1,143.15	104,527.45	114,545.03
Sub Total / Average PARS OPEB Trust			88,711.16	1,676,700.62	2,167,928.47
Total / Average			88,711.16	1,676,700.62	2,167,928.47

Mesa Water District
Portfolio Holdings
Investment Report | PARS Trust
Report Format: By CUSIP / Ticker
Group By: Portfolio Name
Average By: Market Value
Portfolio / Report Group: PARS Pension Trust
As of 7/31/2021

Description	CUSIP/Ticker	Security Type	Face Amount/Shares	Cost Value	Market Value
PARS Pension Trust					
Columbia Contrarian Fund	19766M709	Mutual Fund	35,917.45	932,292.49	1,323,198.47
DFA Large Cap	233203868	Mutual Fund	35,078.88	787,194.59	963,967.58
Dodge & Cox International	256206103	Mutual Fund	9,950.36	410,488.61	477,418.32
Dodge & Cox Stock Fund	256219106	Mutual Fund	4,766.45	894,628.60	1,134,460.86
Doubeline Core Fix Income	258620301	Mutual Fund	82,119.30	902,035.79	918,914.69
Harbor Capital Appreciation	411512528	Mutual Fund	6,141.64	491,299.26	721,521.39
Hartford Schroders	41665X859	Mutual Fund	56,263.82	921,505.30	1,155,659.06
iShares Russell Mid Cap	464287499	Mutual Fund	11,925.00	183,584.37	952,092.00
iShares SP500	464287408	Mutual Fund	3,561.00	464,661.86	529,912.41
MFS International	552746356	Mutual Fund	10,358.13	347,654.56	477,303.47
PGIM Total Return Bond	74440B884	Mutual Fund	61,989.62	905,380.05	920,546.21
PIMCO	693390841	Mutual Fund	23,554.70	212,638.14	214,347.78
Pimco Total Return Fund	693390700	Mutual Fund	88,007.35	917,676.11	921,436.96
Price T Rowe Growth	741479406	Mutual Fund	6,303.93	442,658.70	719,973.22
Undiscovered	904504479	Mutual Fund	11,184.04	686,545.31	899,643.86
US Bank PARS - Pension Trust MM	MM4901	Money Market	92,672.97	92,672.97	92,672.97
Vanguard Growth & Income	921913208	Mutual Fund	23,332.11	1,779,992.88	2,570,265.13
Vanguard Real Estate	922908553	Mutual Fund	3,140.00	249,690.10	333,750.60
Vanguard Short Term	922031836	Mutual Fund	35,260.59	381,522.83	387,513.63
Victory RS	92647Q363	Mutual Fund	8,788.60	793,598.93	880,619.83
Sub Total / Average PARS Pension Trust			610,315.94	12,797,721.45	16,595,218.44
Total / Average			610,315.94	12,797,721.45	16,595,218.44

Mesa Water District
Transactions Summary
Monthly Treasurer's Status Report - Investment Activity
Group By: Action
Portfolio / Report Group: PARS OPEB Trust
Begin Date: 06/30/2021, End Date: 07/31/2021

Description	CUSIP/Ticker	YTM @ Cost	Settlement Date	Maturity Date	Face Amount/Shares	Principal	Interest/Dividends	Total
Buy								
PIMCO	693390841	0.000	7/26/2021	N/A	216.834	1,975.36	0.00	1,975.36
Hartford Schroders	41665X859	0.000	7/26/2021	N/A	580.319	11,844.32	0.00	11,844.32
iShares SP500	464287408	0.000	7/26/2021	N/A	40.00	5,910.20	0.00	5,910.20
Vanguard Real Estate	922908553	0.000	7/26/2021	N/A	2.00	211.57	0.00	211.57
DFA Large Cap	233203868	0.000	7/26/2021	N/A	1,283.251	35,186.74	0.00	35,186.74
Undiscovered	904504479	0.000	7/26/2021	N/A	202.518	16,073.85	0.00	16,073.85
Dodge & Cox Stock Fund	256219106	0.000	7/26/2021	N/A	48.861	11,618.15	0.00	11,618.15
Pimco Total Return Fund	693390700	0.000	7/26/2021	N/A	19.289	201.96	0.00	201.96
Pimco Total Return Fund	693390700	0.000	7/26/2021	N/A	700.347	7,311.62	0.00	7,311.62
Dodge & Cox International	256206103	0.000	7/26/2021	N/A	127.569	6,120.74	0.00	6,120.74
PGIM Total Return Bond	74440B884	0.000	7/26/2021	N/A	17.073	253.53	0.00	253.53
PGIM Total Return Bond	74440B884	0.000	7/26/2021	N/A	401.006	5,942.91	0.00	5,942.91
MFS International	552746356	0.000	7/26/2021	N/A	72.685	3,329.70	0.00	3,329.70
Vanguard Short Term	922031836	0.000	7/26/2021	N/A	5.731	62.98	0.00	62.98
Vanguard Short Term	922031836	0.000	7/26/2021	N/A	361.52	3,969.49	0.00	3,969.49
Victory RS	92647Q363	0.000	7/26/2021	N/A	56.502	5,585.76	0.00	5,585.76
Doubeline Core Fix Income	258620301	0.000	7/26/2021	N/A	761.937	8,533.69	0.00	8,533.69
iShares Russell Mid Cap	464287499	0.000	7/26/2021	N/A	77.00	6,121.12	0.00	6,121.12
Sub Total / Average Buy					4,974.442	130,253.69	0.00	130,253.69
Dividend								
DFA Large Cap	233203868	0.000	7/1/2021	N/A	0.00	0.00	885.96	885.96
PIMCO	693390841	0.000	7/31/2021	N/A	0.00	0.00	101.06	101.06
Pimco Total Return Fund	693390700	0.000	7/31/2021	N/A	0.00	0.00	201.96	201.96
PGIM Total Return Bond	74440B884	0.000	7/31/2021	N/A	0.00	0.00	253.53	253.53
Vanguard Short Term	922031836	0.000	7/31/2021	N/A	0.00	0.00	62.98	62.98
Doubeline Core Fix Income	258620301	0.000	7/31/2021	N/A	0.00	0.00	262.59	262.59
Sub Total / Average Dividend					0.00	0.00	1,768.08	1,768.08
Sell								
Vanguard Growth & Income	921913208	0.000	7/26/2021	N/A	57.77	6,406.23	0.00	6,406.23
Columbia Contrarian Fund	19766M709	0.000	7/26/2021	N/A	110.72	4,113.25	0.00	4,113.25
Price T Rowe Growth	741479406	0.000	7/26/2021	N/A	29.63	3,452.13	0.00	3,452.13
Harbor Capital Appreciation	411512528	0.000	7/26/2021	N/A	57.47	6,866.97	0.00	6,866.97
Sub Total / Average Sell					255.59	20,838.58	0.00	20,838.58

Mesa Water District
Transactions Summary
Monthly Treasurer's Status Report - Investment Activity
Group By: Action
Portfolio / Report Group: PARS Pension Trust
Begin Date: 06/30/2021, End Date: 07/31/2021

Description	CUSIP/Ticker	YTM @ Cost	Settlement Date	Maturity Date	Face Amount/Shares	Principal	Interest/Dividends	Total
Buy								
PIMCO	693390841	0.000	7/26/2021	N/A	310.942	2,832.68	0.00	2,832.68
Hartford Schroders	41665X859	0.000	7/26/2021	N/A	1,147.63	23,423.12	0.00	23,423.12
iShares SP500	464287408	0.000	7/26/2021	N/A	106.00	15,662.03	0.00	15,662.03
DFA Large Cap	233203868	0.000	7/26/2021	N/A	8,318.19	228,084.69	0.00	228,084.69
Undiscovered	904504479	0.000	7/26/2021	N/A	972.038	77,150.64	0.00	77,150.64
Dodge & Cox Stock Fund	256219106	0.000	7/26/2021	N/A	118.162	28,096.52	0.00	28,096.52
Pimco Total Return Fund	693390700	0.000	7/26/2021	N/A	538.304	5,619.89	0.00	5,619.89
Dodge & Cox International	256206103	0.000	7/26/2021	N/A	427.326	20,503.09	0.00	20,503.09
Vanguard Short Term	922031836	0.000	7/26/2021	N/A	854.996	9,387.86	0.00	9,387.86
Doubeline Core Fix Income	258620301	0.000	7/26/2021	N/A	1,123.59	12,584.26	0.00	12,584.26
Sub Total / Average Buy					13,917.178	423,344.78	0.00	423,344.78
Dividend								
DFA Large Cap	233203868	0.000	7/1/2021	N/A	0.00	0.00	7,235.29	7,235.29
PIMCO	693390841	0.000	7/31/2021	N/A	0.00	0.00	815.80	815.80
Pimco Total Return Fund	693390700	0.000	7/31/2021	N/A	0.00	0.00	1,625.93	1,625.93
PGIM Total Return Bond	74440B884	0.000	7/31/2021	N/A	0.00	0.00	2,045.55	2,045.55
Vanguard Short Term	922031836	0.000	7/31/2021	N/A	0.00	0.00	507.42	507.42
Doubeline Core Fix Income	258620301	0.000	7/31/2021	N/A	0.00	0.00	2,144.51	2,144.51
Sub Total / Average Dividend					0.00	0.00	14,374.50	14,374.50
Sell								
Vanguard Growth & Income	921913208	0.000	7/26/2021	N/A	1,784.15	197,844.39	0.00	197,844.39
Vanguard Real Estate	922908553	0.000	7/26/2021	N/A	42.00	4,440.00	0.00	4,440.00
Vanguard Real Estate	922908553	0.000	7/26/2021	N/A	59.00	6,237.15	0.00	6,237.15
Vanguard Real Estate	922908553	0.000	7/26/2021	N/A	72.00	7,611.44	0.00	7,611.44
Columbia Contrarian Fund	19766M709	0.000	7/26/2021	N/A	3,132.38	116,367.95	0.00	116,367.95
PGIM Total Return Bond	74440B884	0.000	7/26/2021	N/A	288.81	4,280.13	0.00	4,280.13
MFS International	552746356	0.000	7/26/2021	N/A	51.95	2,379.92	0.00	2,379.92
Price T Rowe Growth	741479406	0.000	7/26/2021	N/A	633.07	73,752.31	0.00	73,752.31
Victory RS	92647Q363	0.000	7/26/2021	N/A	86.87	8,587.57	0.00	8,587.57
Harbor Capital Appreciation	411512528	0.000	7/26/2021	N/A	850.43	101,618.00	0.00	101,618.00
iShares Russell Mid Cap	464287499	0.000	7/26/2021	N/A	104.00	8,260.15	0.00	8,260.15
Sub Total / Average Sell					7,104.66	531,379.01	0.00	531,379.01

Mesa Water District
Quarterly Treasurer's Report on Investments
As of 06/30/2021



Investments are in compliance with the Investment Policy adopted as Resolution 1506 of the Mesa Water District Board of Directors. The liquidity of investments will meet cash flow needs for the next six months except under unforeseen catastrophic circumstances.

Investments	Maturity Date	Days to Maturity	Yield to Maturity		Cost Value	% of		Market Value	Interest Year to Date	Notes
			@ Cost			Portfolio	Policy % Limit			
Local Agency Investment Fund (LAIF)	Liquid	1	0.26%		1,082.55	0.00%	No Limit	1,082.55	9.09	1,4
Orange County Investment Pool (OCIP)	Liquid	1	0.59%		825,545.14	1.89%	No Limit	825,545.14	26,581.37	1,6
Miscellaneous (Petty Cash, Emergency Cash, etc.)	Liquid	1	0.00%		14,000.00	0.03%	N/A	14,000.00	0.00	
US Bank Custody Account										2,5
Negotiable CD	Various	943	1.42%		10,373,000.00	24.28%	30.00%	10,597,155.07	183,221.85	
US Agency	Various	1,112	0.88%		14,825,994.04	33.92%	No Limit	14,805,360.75	136,457.66	
US Treasury	Various	1,568	0.62%		493,230.36	1.12%	No Limit	490,557.50	312.50	
Sub Total / Average		1,051	1.10%		25,692,224.40			25,893,073.32	319,992.01	
US Bank Custody Account	Liquid	1	0.01%		654,841.69	1.50%	No Limit	654,841.69	43.14	
Pacific Premier Bank	Liquid	1	1.25%		16,265,194.31	37.26%	No Limit	16,265,194.31	0.00	1,3
Total Average		624	1.13%		\$43,452,888.09	100.00%		\$43,653,737.01	\$346,625.61	

PARS OPEB & Pension Trust	1 Month		3 Month		Cost Value	Market Value
	Rate of Return		Rate of Return			
Public Agency Retirement Services (PARS)						
Capital Appreciation HighMark PLUS Fund						
OPEB	1.36%		6.17%		1,556,652.10	2,050,740.60
Pension Trust	1.37%		6.20%		12,690,109.16	16,615,555.21
					\$ 14,246,761.26	\$ 18,666,295.81

Sources of Market Value Valuation - Account Statements

LAIF, OCIP & US Bank

I certify that this report reflects the cash and investments of Mesa Water District and is in conformity with the Government Code requirements and the District Investment Policy/Guidelines in effect at the time of the investment.

Local Agency Investment Fund (LAIF)

District LAIF includes the funds designated for advances; construction, customer deposits, working capital cash and monies to pay COP principal/interest payments.

Marwan Khalifa
 Marwan Khalifa, CPA, MBA, - District Treasurer

Weighted Average Return | 1.13 %

Benchmark: 3 Month Treasury Bill - March | .04 %

Weighted Average Maturity | 1.7 Years

Days to Maturity | 624

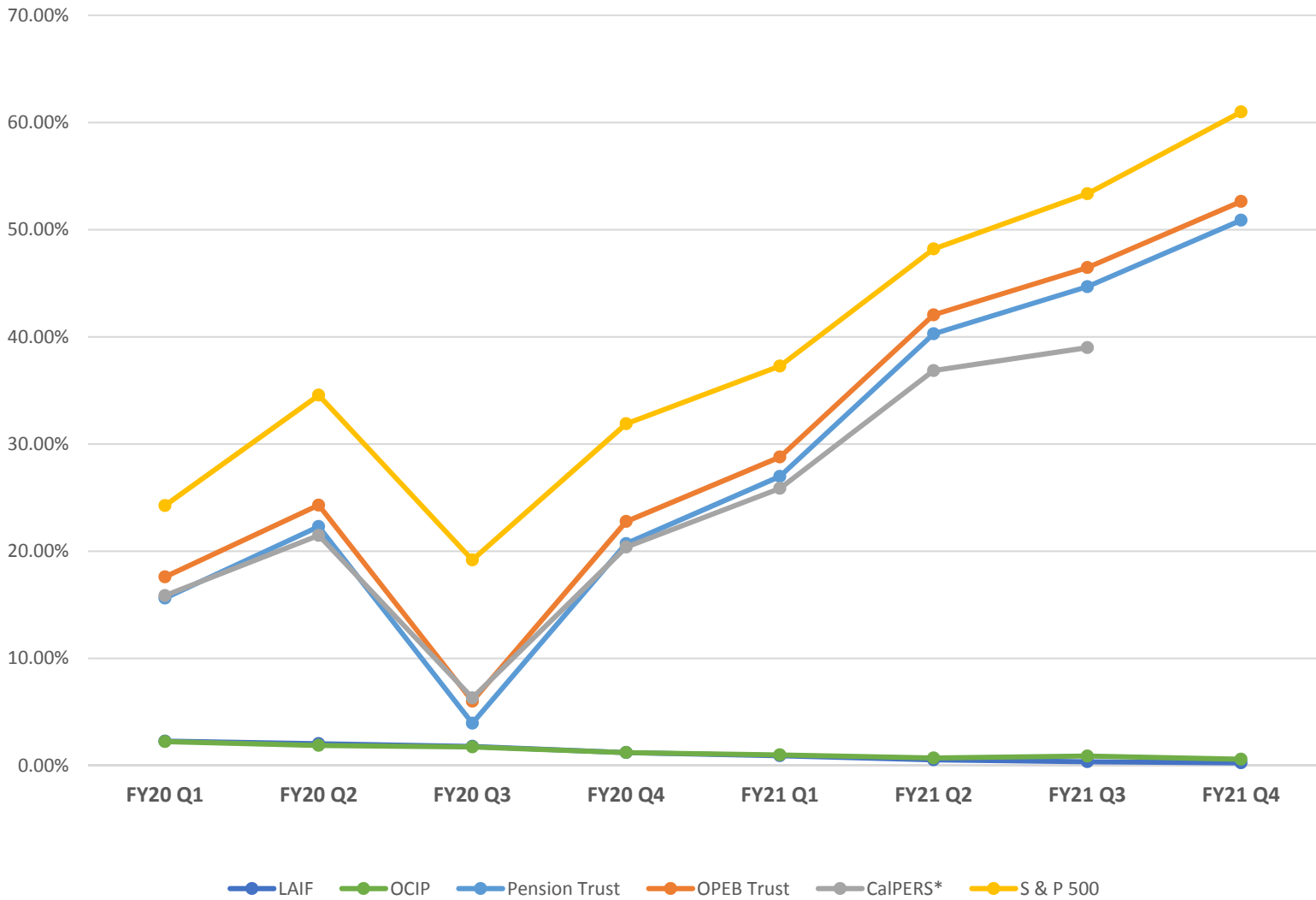
PARS OPEB & Pension Trust - Benchmark - S & P 500 Index

1 Month | 1.92 % 3 Month | 7.63 % 1 YEAR | 38.36 %

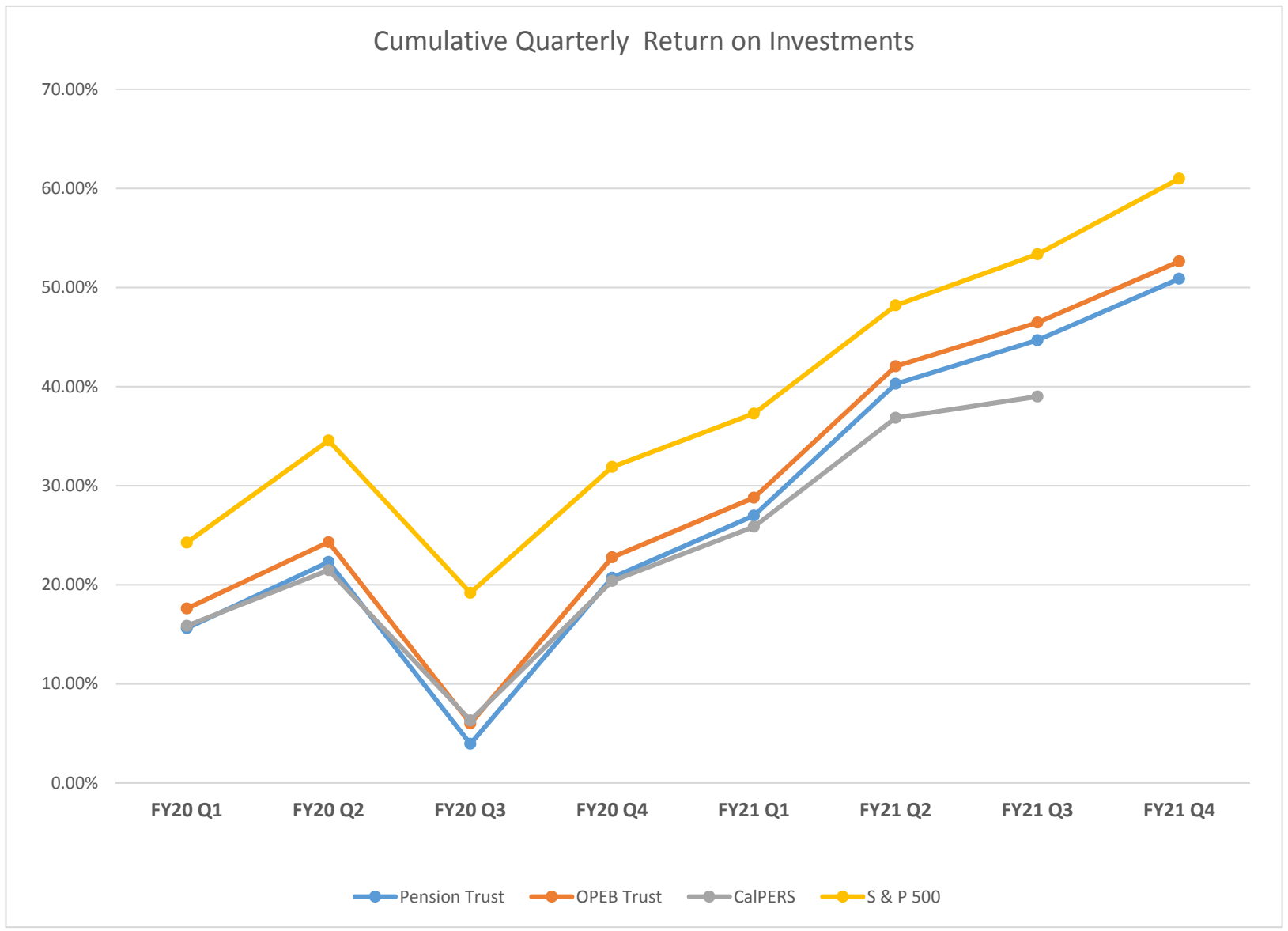
Notes

1. The interest or yield shown is for the current month net of fees.
2. The interest rate (Yield to Maturity @Cost) shown is the guaranteed annual interest rate for the term of the investment.
3. The rate shown is the Earnings Credit Rate. These earnings are applied against bank service charges; no actual monies are received.
4. LAIF general ledger carrying value reflects market value (unrealized gains/losses) only at fiscal year end. LAIF only provides the market value participation factor quarterly. The June Fair Value Factor is 1.00008297. The yield earned on the Treasurer's Reports does not reflect change in fair market value.
5. US Bank Custody Account general ledger carrying value reflects market value (unrealized gains/losses). The Yield earned does not reflect change in fair market value.
6. Orange County Investment Pool - June 2021 | Net Asset Value is 1.00.

Cumulative Quarterly Return on Investments



* CalPERS FY21 Q4 data was unavailable at time of publishing.



*** CalPERS FY21 Q4 data was unavailable at time of publishing.**

Mesa Water District
Transactions Summary
Quarterly Treasurer's Status Report - Investment Activity
Group By: Action
Portfolio / Report Group: Report Group | Treasurer's Report
Begin Date: 06/30/2020, End Date: 06/30/2021

Description	CUSIP/Ticker	YTM @ Cost	Settlement Date	Maturity Date	Face Amount/Shares	Principal	Interest/Dividends	Total
Buy								
FHLMC 0.45 7/8/2024-22	3134GV4S4	0.360	7/13/2020	7/8/2024	750,000.00	752,676.75	46.88	752,723.63
FHLMC 0.375 7/14/2023-22	3134GV5F1	0.290	7/14/2020	7/14/2023	250,000.00	250,634.25	0.00	250,634.25
Medallion Bank UT 0.6 7/15/2025	58404DHM6	0.600	7/15/2020	7/15/2025	249,000.00	249,000.00	0.00	249,000.00
Preferred Bank CA 0.25 7/17/2023	740367LV7	0.250	7/17/2020	7/17/2023	249,000.00	249,000.00	0.00	249,000.00
FHLMC 0.4 10/23/2023-21	3134GV6D5	0.323	7/23/2020	10/23/2023	250,000.00	250,624.25	0.00	250,624.25
Bankwell Bank CT 0.35 1/30/2024	06654BCM1	0.350	7/30/2020	1/30/2024	249,000.00	249,000.00	0.00	249,000.00
FFCB 0.25 9/21/2023-22	3133EMAM4	0.183	9/24/2020	9/21/2023	500,000.00	500,993.50	10.42	501,003.92
BMW Bank UT 0.5 9/25/2025	05580AXF6	0.500	9/25/2020	9/25/2025	249,000.00	249,000.00	0.00	249,000.00
BMO Harris Bank IL 0.5 3/28/2025-20	05600XAY6	0.500	9/28/2020	3/28/2025	249,000.00	249,000.00	0.00	249,000.00
FHLMC 0.4 9/30/2025-21	3134GWVP8	0.400	9/30/2020	9/30/2025	250,000.00	250,000.00	0.00	250,000.00
First Commercial Bank MS 0.3 3/31/2025	31984GFK0	0.300	9/30/2020	3/31/2025	249,000.00	249,000.00	0.00	249,000.00
FHLMC 0.35 9/30/2024-22	3134GWVM5	0.275	9/30/2020	9/30/2024	250,000.00	250,748.13	0.00	250,748.13
Farm Bureau Bank NV 0.25 7/9/2024	307660LK4	0.250	10/9/2020	7/9/2024	249,000.00	249,000.00	0.00	249,000.00
FNMA 0.54 11/3/2025-22	3135GA2G5	0.459	10/30/2020	11/3/2025	500,000.00	501,999.50	0.00	501,999.50
FFCB 0.27 11/3/2023-22	3133EMFN7	0.200	11/3/2020	11/3/2023	250,000.00	250,523.25	0.00	250,523.25
FNMA 0.375 8/25/2025	3135G05X7	0.440	11/12/2020	8/25/2025	250,000.00	249,231.00	195.31	249,426.31
FHLMC 0.3 11/13/2023-22	3134GXAY0	0.244	11/13/2020	11/13/2023	250,000.00	250,417.50	0.00	250,417.50
FNMA 0.56 11/17/2025-22	3135GA2Z3	0.540	11/17/2020	11/17/2025	325,000.00	325,322.73	0.00	325,322.73
FNMA 0.58 11/25/2025-22	3135GA5E7	0.499	11/30/2020	11/25/2025	250,000.00	250,983.75	20.14	251,003.89
FNMA 0.6 7/29/2025-22	3136G4D75	0.459	12/18/2020	7/29/2025	250,000.00	251,610.25	579.17	252,189.42
Texas Exchange Bank TX 0.6 12/18/2025	88241TJR2	0.600	12/18/2020	12/18/2025	249,000.00	249,000.00	0.00	249,000.00
FFCB 0.47 12/22/2025-22	3133EMLC4	0.410	12/22/2020	12/22/2025	250,000.00	250,747.00	0.00	250,747.00
JPMorgan Chase OH 0.5 12/29/2025-21	48128UUZ0	0.500	12/29/2020	12/29/2025	249,000.00	249,000.00	0.00	249,000.00
John Marshall Bancorp VA 0.2 12/29/2023	47804GGC1	0.200	12/30/2020	12/29/2023	249,000.00	249,000.00	0.00	249,000.00
FFCB 0.125 5/3/2023-21	3133EMPA4	0.125	2/5/2021	5/3/2023	250,000.00	250,000.00	1.74	250,001.74
FFCB 0.32 2/3/2025-21	3133EMPV8	0.305	2/5/2021	2/3/2025	250,000.00	250,148.18	4.44	250,152.62
Live Oak Banking NC 0.5 2/10/2026	538036NE0	0.500	2/10/2021	2/10/2026	249,000.00	249,000.00	0.00	249,000.00
Luana Savings Bank IA 0.2 8/19/2024	549104WN3	0.200	2/19/2021	8/19/2024	249,000.00	249,000.00	0.00	249,000.00
Homestreet Bank WA 0.1 8/22/2022	43785QPQ0	0.100	2/22/2021	8/22/2022	249,000.00	249,000.00	0.00	249,000.00
FFCB 0.45 2/2/2026-23	3133EMPD8	0.730	3/2/2021	2/2/2026	300,000.00	295,947.00	112.50	296,059.50
FHLB 0.625 2/24/2026-21	3130AL7M0	0.749	3/2/2021	2/24/2026	250,000.00	248,487.50	34.72	248,522.22
FFCB 0.3 11/12/2024-21	3133EMQQ8	0.356	3/2/2021	11/12/2024	250,000.00	249,487.50	41.67	249,529.17
FFCB 0.43 3/3/2025	3133EMSJ2	0.455	3/3/2021	3/3/2025	250,000.00	249,747.50	0.00	249,747.50

Description	CUSIP/Ticker	YTM @ Cost	Settlement Date	Maturity Date	Face Amount/Shares	Principal	Interest/Dividends	Total
FHLB 0.6 3/10/2026-21	3130ALFX7	0.743	3/10/2021	3/10/2026	250,000.00	248,237.50	0.00	248,237.50
FHLB 0.75 3/16/2026-21	3130ALF33	0.750	3/24/2021	3/16/2026	250,000.00	250,000.00	41.67	250,041.67
FFCB 0.25 3/1/2024-21	3133EMSD5	0.250	3/24/2021	3/1/2024	250,000.00	250,000.00	39.93	250,039.93
FHLB 0.5 3/10/2025-21	3130ALDZ4	0.500	3/24/2021	3/10/2025	250,000.00	250,000.00	48.61	250,048.61
FHLMC 0.45 10/29/2025-21	3134GW3J3	0.608	4/22/2021	10/29/2025	250,000.00	248,237.50	540.63	248,778.13
T-Note 0.25 6/30/2025	912828ZW3	0.515	4/22/2021	6/30/2025	250,000.00	247,256.86	193.37	247,450.23
T-Note 0.375 1/31/2026	91282CBH3	0.720	4/29/2021	1/31/2026	250,000.00	245,973.50	227.90	246,201.40
FHLMC 1.03 4/29/2026-22	3130ALZM9	0.906	4/29/2021	4/29/2026	250,000.00	251,507.75	0.00	251,507.75
FNMA 0.5 8/14/2025-23	3135G05S8	0.606	4/29/2021	8/14/2025	250,000.00	248,875.00	260.42	249,135.42
FHLMC 0.65 10/27/2025-21	3134GW5R3	0.650	5/25/2021	10/27/2025	375,000.00	375,000.00	189.58	375,189.58
FHLB 0.875 5/26/2026-21	3130AMHB1	0.834	5/28/2021	5/26/2026	250,000.00	250,500.00	12.15	250,512.15
FFCB 0.6 6/16/2025-22	3133EMH47	0.530	6/17/2021	6/16/2025	250,000.00	250,687.50	4.17	250,691.67
FFCB 0.53 9/29/2025-21	3133EMBH4	0.649	6/17/2021	9/29/2025	500,000.00	497,500.00	574.17	498,074.17
FFCB 0.9 6/15/2026-22	3133EMH21	0.834	6/17/2021	6/15/2026	250,000.00	250,800.00	12.50	250,812.50
Sub Total / Average Buy					13,237,000.00	13,231,905.15	3,192.09	13,235,097.24
Called								
Jonesboro State Bank LA 1.25 5/6/2025-20	48040PGP4	0.000	8/6/2020	5/6/2025	249,000.00	249,000.00	0.00	249,000.00
JPMorgan Chase OH 2.1 8/31/2024-20	48128H6D5	0.000	8/31/2020	8/31/2024	247,000.00	247,000.00	0.00	247,000.00
Bridgewater Bank MN 0.9 5/22/2025-20	108622JU6	0.000	9/22/2020	5/22/2025	249,000.00	249,000.00	0.00	249,000.00
Anchor D Bank OK 1.15 4/29/2025-20	033034AN9	0.000	11/29/2020	4/29/2025	249,000.00	249,000.00	0.00	249,000.00
FFCB 1.3 3/24/2025-21	3130AJF95	0.000	3/24/2021	3/24/2025	355,263.16	355,263.16	0.00	355,263.16
FFCB 0.8 4/22/2024-21	3133ELXC3	0.000	4/22/2021	4/22/2024	750,000.00	750,000.00	0.00	750,000.00
FHLMC 0.85 4/29/2025-21	3134GVPK8	0.000	4/29/2021	4/29/2025	500,000.00	500,000.00	0.00	500,000.00
FFCB 1.3 3/24/2025-21	3130AJF95	0.000	5/18/2021	3/24/2025	394,736.84	394,736.84	769.74	395,506.58
FHLMC 0.5 8/28/2023-21	3134GVXS2	0.000	5/28/2021	8/28/2023	249,000.00	249,000.00	0.00	249,000.00
Sub Total / Average Called					3,243,000.00	3,243,000.00	769.74	3,243,769.74
Matured								
Everbank FL 2 7/14/2020	29976DZD5	0.000	7/14/2020	7/14/2020	247,000.00	247,000.00	0.00	247,000.00
Investors Bank NJ 2 8/25/2020	46176PEJ0	0.000	8/25/2020	8/25/2020	247,000.00	247,000.00	0.00	247,000.00
First Technology CU CA 1.75 6/30/2021	33715LAD2	0.000	6/30/2021	6/30/2021	247,000.00	247,000.00	0.00	247,000.00
Sub Total / Average Matured					741,000.00	741,000.00	0.00	741,000.00
Sell								
Business Bank MO 2 1/20/2022	12325EHH8	0.000	6/11/2021	1/20/2022	247,000.00	249,467.53	297.75	249,765.28
Beneficial Mutual Savings PA 1.55 11/16/2021	08173QBU9	0.000	6/11/2021	11/16/2021	247,000.00	248,274.52	272.72	248,547.24
Synchrony Bank UT 2.3 2/24/2022	87165FPA6	0.000	6/11/2021	2/24/2022	247,000.00	250,413.54	1,665.39	252,078.93
Franklin Synergy Bank TN 2 1/31/2022	35471TCV2	0.000	6/11/2021	1/31/2022	247,000.00	249,600.91	148.88	249,749.79
Capital One Bank VA 2.3 3/1/2022	140420Y53	0.000	6/11/2021	3/1/2022	247,000.00	250,485.17	1,587.57	252,072.74
Sub Total / Average Sell					1,235,000.00	1,248,241.67	3,972.31	1,252,213.98

Mesa Water District
Date To Date
Quarterly Report - Interest | Received
Report Format: By Transaction
Group By: Asset Category
Portfolio / Report Group: Report Group | Treasurer's Report
Begin Date: 6/30/2020, End Date: 6/30/2021

Description	CUSIP/Ticker	Settlement Date	Maturity Date	Coupon Rate	Ending Face Amount/Shares	Interest/Dividends	Sell Accrued Interest
LAIF Policy - No Limit							
LAIF LGIP	LGIP0012	6/30/2010	N/A	N/A	1,082.55	9.09	0.00
Sub Total/Average					1,082.55	9.09	0.00
Orange County LGIP - OCIP Policy - No Limit							
Orange County Investment Pool LGIP	LGIP9LC	9/30/2011	N/A	N/A	825,545.14	26,581.37	0.00
Sub Total/Average					825,545.14	26,581.37	0.00
Miscellaneous Cash (Petty Emergency)							
Miscellaneous Cash	CASH	6/30/2015	N/A	N/A	14,000.00	0.00	0.00
Sub Total/Average					14,000.00	0.00	0.00
Negotiable CD30%							
Everbank FL 2 7/14/2020	29976DZD5	7/14/2015	7/14/2020	2.000	0.00	2,463.23	0.00
Investors Bank NJ 2 8/25/2020	46176PEJ0	8/26/2015	8/25/2020	2.000	0.00	2,463.23	0.00
First Technology CU CA 1.75 6/30/2021	33715LAD2	6/30/2016	6/30/2021	1.750	0.00	4,322.50	0.00
Wells Fargo SD 1.6 8/3/2021	9497486Z5	8/3/2016	8/3/2021	1.600	247,000.00	3,952.00	0.00
Privatebank and Trust IL 1.5 8/30/2021	74267GVM6	8/29/2016	8/30/2021	1.500	247,000.00	3,705.00	0.00
Mercantil Commerce Bank FL 1.65 9/28/2021	58733ADJ5	9/28/2016	9/28/2021	1.650	247,000.00	4,075.50	0.00
Countryside Federal CU NY 1.65 10/28/2021	22239MAL2	10/28/2016	10/28/2021	1.650	247,000.00	4,075.50	0.00
Beneficial Mutual Savings PA 1.55 11/16/2021	08173QBU9	11/16/2016	11/16/2021	1.550	0.00	3,828.50	272.72
Bank of Baroda 1.85 11/23/2021	06062QXG4	11/23/2016	11/23/2021	1.850	247,000.00	4,569.50	0.00
Business Bank MO 2 1/20/2022	12325EHH8	1/20/2017	1/20/2022	2.000	0.00	4,520.44	297.75
First National Bank MI 2 1/20/2022	32110YJT3	1/20/2017	1/20/2022	2.000	201,000.00	4,019.96	0.00
Franklin Synergy Bank TN 2 1/31/2022	35471TCV2	1/31/2017	1/31/2022	2.000	0.00	4,533.97	148.88
Synchrony Bank UT 2.3 2/24/2022	87165FPA6	2/24/2017	2/24/2022	2.300	0.00	5,696.57	1,665.39
Capital One Bank VA 2.3 3/1/2022	140420Y53	3/1/2017	3/1/2022	2.300	0.00	5,681.00	1,587.57
State Bank India NY 2.35 3/14/2022	8562846V1	3/14/2017	3/14/2022	2.350	247,000.00	5,804.50	0.00
Amercian Express 2.45 4/5/2022	02587DN38	4/5/2017	4/5/2022	2.450	247,000.00	6,051.50	0.00
Homestreet Bank WA 0.1 8/22/2022	43785QPQ0	2/22/2021	8/22/2022	0.100	249,000.00	81.87	0.00
Ally Bank UT 1.85 10/24/2022	02007GML4	10/24/2019	10/24/2022	1.850	247,000.00	4,569.50	0.00

Description	CUSIP/Ticker	Settlement Date	Maturity Date	Coupon Rate	Ending Face Amount/Shares	Interest/Dividends	Sell Accrued Interest
Preferred Bank CA 0.25 7/17/2023	740367LV7	7/17/2020	7/17/2023	0.250	249,000.00	571.32	0.00
Merrick Bank UT 3 7/31/2023	59013J6G9	1/30/2019	7/31/2023	3.000	249,000.00	7,470.00	0.00
Enterprise Bank & Trust 1.75 11/8/2023	29367SJR6	11/8/2019	11/8/2023	1.750	249,000.00	4,357.50	0.00
Raymond James Bank 1.75 11/8/2023	75472RAH4	11/8/2019	11/8/2023	1.750	247,000.00	4,322.50	0.00
Third Federal Savings 1.75 11/13/2023	88413QCJ5	11/12/2019	11/13/2023	1.750	247,000.00	4,322.50	0.00
Marlin Business Bank UT 1.7 12/4/2023	57116ATG3	12/2/2019	12/4/2023	1.700	249,000.00	4,233.04	0.00
John Marshall Bancorp VA 0.2 12/29/2023	47804GGC1	12/30/2020	12/29/2023	0.200	249,000.00	248.33	0.00
Goldman Sachs NY 3.3 1/16/2024	38148P4E4	1/16/2019	1/16/2024	3.300	245,000.00	8,107.15	0.00
Bankwell Bank CT 0.35 1/30/2024	06654BCM1	7/30/2020	1/30/2024	0.350	249,000.00	439.33	0.00
Morgan Stanley UT 3.05 1/31/2024	61690UDV9	1/31/2019	1/31/2024	3.050	246,000.00	7,523.55	0.00
Morgan Stanley NY 3.05 1/31/2024	61760AVF3	1/31/2019	1/31/2024	3.050	246,000.00	7,523.55	0.00
Enerbank UT 1.15 4/29/2024	29278TNY2	4/29/2020	4/29/2024	1.150	249,000.00	2,863.51	0.00
First Freedom Bank 1.1 4/30/2024	32027BAM9	4/30/2020	4/30/2024	1.100	249,000.00	2,739.00	0.00
Capital One VA 2.65 5/22/2024	14042RLP4	5/22/2019	5/22/2024	2.650	246,000.00	6,519.00	0.00
Eaglebank MD 2.5 5/24/2024	27002YEN2	5/24/2019	5/24/2024	2.500	249,000.00	6,224.99	0.00
Farm Bureau Bank NV 0.25 7/9/2024	307660LK4	10/9/2020	7/9/2024	0.250	249,000.00	414.42	0.00
Luana Savings Bank IA 0.2 8/19/2024	549104WN3	2/19/2021	8/19/2024	0.200	249,000.00	0.00	0.00
JPMorgan Chase OH 2.1 8/31/2024-20	48128H6D5	8/30/2019	8/31/2024	2.100	0.00	2,614.82	0.00
Sallie Mae Bank UT 1.9 10/16/2024	7954504P7	10/17/2019	10/16/2024	1.900	247,000.00	4,693.00	0.00
Celtic Bank UT 1.65 10/23/2024	15118RSV0	10/23/2019	10/23/2024	1.650	249,000.00	4,108.47	0.00
Garnett State Bank 1.7 11/19/2024	366526AW1	11/19/2019	11/19/2024	1.700	249,000.00	4,233.04	0.00
Citizens State Bank 1.7 11/22/2024	176688CR8	11/22/2019	11/22/2024	1.700	249,000.00	4,233.04	0.00
BMO Harris Bank IL 0.5 3/28/2025-20	05600XAY6	9/28/2020	3/28/2025	0.500	249,000.00	931.20	0.00
Baycoast Bank MA 0.9 3/31/2025	072727BG4	3/31/2020	3/31/2025	0.900	248,000.00	2,232.00	0.00
First Commercial Bank MS 0.3 3/31/2025	31984GFK0	9/30/2020	3/31/2025	0.300	249,000.00	558.71	0.00
Anchor D Bank OK 1.15 4/29/2025-20	033034AN9	4/29/2020	4/29/2025	1.150	0.00	1,200.32	0.00
Flagstar Bank MI 1.25 4/30/2025	33847E3A3	4/30/2020	4/30/2025	1.250	248,000.00	3,100.00	0.00
Jonesboro State Bank LA 1.25 5/6/2025-20	48040PGP4	5/6/2020	5/6/2025	1.250	0.00	520.17	0.00
Apex Bank TN 0.95 5/8/2025	03753XBK5	5/8/2020	5/8/2025	0.950	249,000.00	2,365.51	0.00
Bridgewater Bank MN 0.9 5/22/2025-20	108622JU6	5/22/2020	5/22/2025	0.900	0.00	564.85	0.00
Seattle Bank WA 0.75 6/2/2025-20	81258PKJ1	6/2/2020	6/2/2025	0.750	249,000.00	1,867.49	0.00
Medallion Bank UT 0.6 7/15/2025	58404DHM6	7/15/2020	7/15/2025	0.600	249,000.00	1,371.21	0.00
BMW Bank UT 0.5 9/25/2025	05580AXF6	9/25/2020	9/25/2025	0.500	249,000.00	617.38	0.00
Texas Exchange Bank TX 0.6 12/18/2025	88241TJR2	12/18/2020	12/18/2025	0.600	249,000.00	744.96	0.00
JPMorgan Chase OH 0.5 12/29/2025-21	48128UUZ0	12/29/2020	12/29/2025	0.500	249,000.00	620.79	0.00
Live Oak Banking NC 0.5 2/10/2026	538036NE0	2/10/2021	2/10/2026	0.500	249,000.00	378.62	0.00
Sub Total/Average					10,373,000.00	179,249.54	3,972.31

US Agency - No Limit

Description	CUSIP/Ticker	Settlement Date	Maturity Date	Coupon Rate	Ending Face Amount/Shares	Interest/Dividends	Sell Accrued Interest
FHLB 2 11/10/2021-18	3130A9S44	11/10/2016	11/10/2021	2.000	750,000.00	15,000.00	0.00
FNMA 1.875 4/5/2022	3135G0T45	3/23/2020	4/5/2022	1.875	500,000.00	9,375.00	0.00
FNMA 1.375 9/6/2022	3135G0W33	11/8/2019	9/6/2022	1.375	500,000.00	6,875.00	0.00
FHLB 3 12/9/2022	3130AFE78	1/9/2019	12/9/2022	3.000	1,000,000.00	30,000.00	0.00
FFCB 0.125 5/3/2023-21	3133EMPA4	2/5/2021	5/3/2023	0.125	250,000.00	78.13	0.00
FFCB 2.125 6/5/2023	3133EKPT7	11/8/2019	6/5/2023	2.125	500,000.00	10,625.00	0.00
FHLMC 0.375 7/14/2023-22	3134GV5F1	7/14/2020	7/14/2023	0.375	250,000.00	468.75	0.00
FHLMC 0.5 8/28/2023-21	3134GVXS2	5/28/2020	8/28/2023	0.500	0.00	1,245.00	0.00
FAMC 3.05 9/19/2023	3132X06C0	1/9/2019	9/19/2023	3.050	500,000.00	15,250.00	0.00
FFCB 0.25 9/21/2023-22	3133EMAM4	9/24/2020	9/21/2023	0.250	500,000.00	625.00	0.00
FHLMC 0.4 10/23/2023-21	3134GV6D5	7/23/2020	10/23/2023	0.400	250,000.00	500.00	0.00
FFCB 0.27 11/3/2023-22	3133EMFN7	11/3/2020	11/3/2023	0.270	250,000.00	337.50	0.00
FHLMC 0.3 11/13/2023-22	3134GXAY0	11/13/2020	11/13/2023	0.300	250,000.00	375.00	0.00
FFCB 0.25 3/1/2024-21	3133EMSD5	3/24/2021	3/1/2024	0.250	250,000.00	0.00	0.00
FFCB 0.8 4/22/2024-21	3133ELXC3	4/22/2020	4/22/2024	0.800	0.00	6,000.00	0.00
FHLMC 0.5 5/20/2024-22	3134GVXR4	5/21/2020	5/20/2024	0.500	500,000.00	2,500.00	0.00
FAMC 2.15 6/5/2024	31422BGA2	11/8/2019	6/5/2024	2.150	500,000.00	10,750.00	0.00
FHLMC 0.45 7/8/2024-22	3134GV4S4	7/13/2020	7/8/2024	0.450	750,000.00	1,687.50	0.00
FHLMC 0.35 9/30/2024-22	3134GWVM5	9/30/2020	9/30/2024	0.350	250,000.00	437.50	0.00
FFCB 0.3 11/12/2024-21	3133EMQQ8	3/2/2021	11/12/2024	0.300	250,000.00	187.50	0.00
FFCB 0.32 2/3/2025-21	3133EMPV8	2/5/2021	2/3/2025	0.320	250,000.00	0.00	0.00
FFCB 0.43 3/3/2025	3133EMSJ2	3/3/2021	3/3/2025	0.430	250,000.00	0.00	0.00
FHLB 0.5 3/10/2025-21	3130ALDZ4	3/24/2021	3/10/2025	0.500	250,000.00	0.00	0.00
FFCB 1.3 3/24/2025-21	3130AJF95	3/24/2020	3/24/2025	1.300	0.00	9,750.00	769.74
FHLMC 0.85 4/29/2025-21	3134GVPK8	5/1/2020	4/29/2025	0.850	0.00	4,250.00	0.00
FHLMC 0.7 5/13/2025-21	3134GVSY5	5/13/2020	5/13/2025	0.700	500,000.00	3,500.00	0.00
FFCB 0.6 6/16/2025-22	3133EMH47	6/17/2021	6/16/2025	0.600	250,000.00	0.00	0.00
FNMA 0.6 7/29/2025-22	3136G4D75	12/18/2020	7/29/2025	0.600	250,000.00	750.00	0.00
FNMA 0.5 8/14/2025-23	3135G05S8	4/29/2021	8/14/2025	0.500	250,000.00	0.00	0.00
FNMA 0.375 8/25/2025	3135G05X7	11/12/2020	8/25/2025	0.375	250,000.00	463.54	0.00
FFCB 0.53 9/29/2025-21	3133EMBH4	6/17/2021	9/29/2025	0.530	500,000.00	0.00	0.00
FHLMC 0.4 9/30/2025-21	3134GWVP8	9/30/2020	9/30/2025	0.400	250,000.00	500.00	0.00
FHLMC 0.65 10/27/2025-21	3134GW5R3	5/25/2021	10/27/2025	0.650	375,000.00	0.00	0.00
FHLMC 0.45 10/29/2025-21	3134GW3J3	4/22/2021	10/29/2025	0.450	250,000.00	562.50	0.00
FNMA 0.54 11/3/2025-22	3135GA2G5	10/30/2020	11/3/2025	0.540	500,000.00	1,372.50	0.00
FNMA 0.56 11/17/2025-22	3135GA2Z3	11/17/2020	11/17/2025	0.560	325,000.00	910.00	0.00
FNMA 0.58 11/25/2025-22	3135GA5E7	11/30/2020	11/25/2025	0.580	250,000.00	725.00	0.00
FFCB 0.47 12/22/2025-22	3133EMLC4	12/22/2020	12/22/2025	0.470	250,000.00	587.50	0.00
FFCB 0.45 2/2/2026-23	3133EMPD8	3/2/2021	2/2/2026	0.450	300,000.00	0.00	0.00

Description	CUSIP/Ticker	Settlement Date	Maturity Date	Coupon Rate	Ending Face Amount/Shares	Interest/Dividends	Sell Accrued Interest
FHLB 0.625 2/24/2026-21	3130AL7M0	3/2/2021	2/24/2026	0.625	250,000.00	0.00	0.00
FHLB 0.6 3/10/2026-21	3130ALFX7	3/10/2021	3/10/2026	0.600	250,000.00	0.00	0.00
FHLB 0.75 3/16/2026-21	3130ALF33	3/24/2021	3/16/2026	0.750	250,000.00	0.00	0.00
FHLMC 1.03 4/29/2026-22	3130ALZM9	4/29/2021	4/29/2026	1.030	250,000.00	0.00	0.00
FHLB 0.875 5/26/2026-21	3130AMHB1	5/28/2021	5/26/2026	0.875	250,000.00	0.00	0.00
FFCB 0.9 6/15/2026-22	3133EMH21	6/17/2021	6/15/2026	0.900	250,000.00	0.00	0.00
Sub Total/Average					14,750,000.00	135,687.92	769.74
US Treasury - No Limit							
T-Note 0.25 6/30/2025	912828ZW3	4/22/2021	6/30/2025	0.250	250,000.00	312.50	0.00
T-Note 0.375 1/31/2026	91282CBH3	4/29/2021	1/31/2026	0.375	250,000.00	0.00	0.00
Sub Total/Average					500,000.00	312.50	0.00
US Bank MM Custody Policy 50%							
US Bank Pending Trades Cash	CASH6500	10/31/2020	N/A	N/A	0.00	0.00	0.00
US Bank Custodian MM	MM65000	7/31/2020	N/A	N/A	654,841.69	43.14	0.00
Sub Total/Average					654,841.69	43.14	0.00
Pacific Premier Bank Policy - n/a							
Pacific Premier Bank Checking Cash	MM0831	5/28/2020	N/A	N/A	16,265,194.31	0.00	0.00
Sub Total/Average					16,265,194.31	0.00	0.00
Union Bank Accounts Policy - No Limit							
Union Bank MM	MM2110	11/30/2013	N/A	N/A	0.00	0.00	0.00
Sub Total/Average					0.00	0.00	0.00
Total / Average					43,383,663.69	341,883.56	4,742.05

Mesa Water District
Portfolio Holdings
Investment Report | PARS Trust
Report Format: By CUSIP / Ticker
Group By: Portfolio Name
Average By: Market Value
Portfolio / Report Group: PARS OPEB Trust
As of 6/30/2021

Description	CUSIP/Ticker	Security Type	Face Amount/Shares	Cost Value	Market Value
PARS OPEB Trust					
Columbia Contrarian Fund	19766M709	Mutual Fund	4,781.66	117,302.90	172,856.35
DFA Large Cap	233203868	Mutual Fund	3,276.87	68,090.57	89,327.05
Dodge & Cox International	256206103	Mutual Fund	1,166.11	43,581.28	57,149.88
Dodge & Cox Stock Fund	256219106	Mutual Fund	570.83	100,572.78	136,748.98
Doubeline Core Fix Income	258620301	Mutual Fund	9,917.92	109,376.60	110,386.29
Harbor Capital Appreciation	411512528	Mutual Fund	856.18	66,750.21	97,929.55
Hartford Schroders	41665X859	Mutual Fund	6,748.27	110,822.29	146,167.71
iShares Russell Mid Cap	464287499	Mutual Fund	1,473.00	36,029.57	116,720.52
iShares SP500	464287408	Mutual Fund	423.00	54,336.79	62,451.72
MFS International	552746356	Mutual Fund	1,274.71	38,433.36	58,547.32
PGIM Total Return Bond	74440B884	Mutual Fund	7,661.38	112,567.22	112,544.72
PIMCO	693390841	Mutual Fund	2,846.17	25,689.70	25,928.57
Pimco Total Return Fund	693390700	Mutual Fund	10,745.89	113,175.94	111,542.38
Price T Rowe Growth	741479406	Mutual Fund	849.44	57,266.18	95,257.67
Undiscovered	904504479	Mutual Fund	1,250.45	74,041.40	102,875.01
US Bank PARS - OPEB Trust MM	MM4900	Money Market	19,772.34	19,772.34	19,772.34
Vanguard Growth & Income	921913208	Mutual Fund	3,092.00	230,722.13	334,030.37
Vanguard Real Estate	922908553	Mutual Fund	406.00	33,391.64	41,326.74
Vanguard Short Term	922031836	Mutual Fund	4,224.01	45,787.51	46,294.96
Victory RS	92647Q363	Mutual Fund	1,086.65	98,941.69	112,882.47
Sub Total / Average PARS OPEB Trust			82,422.88	1,556,652.10	2,050,740.60
Total / Average			82,422.88	1,556,652.10	2,050,740.60

Mesa Water District
Portfolio Holdings
Investment Report | PARS Trust
Report Format: By CUSIP / Ticker
Group By: Portfolio Name
Average By: Market Value
Portfolio / Report Group: PARS Pension Trust
As of 6/30/2021

Description	CUSIP/Ticker	Security Type	Face Amount/Shares	Cost Value	Market Value
PARS Pension Trust					
Columbia Contrarian Fund	19766M709	Mutual Fund	39,049.83	1,014,849.64	1,411,650.99
DFA Large Cap	233203868	Mutual Fund	26,760.69	559,109.90	729,496.35
Dodge & Cox International	256206103	Mutual Fund	9,523.03	389,985.52	466,723.98
Dodge & Cox Stock Fund	256219106	Mutual Fund	4,648.29	866,532.08	1,113,541.96
Doubeline Core Fix Income	258620301	Mutual Fund	80,995.71	889,451.53	901,482.00
Harbor Capital Appreciation	411512528	Mutual Fund	6,992.07	553,295.91	799,754.47
Hartford Schroders	41665X859	Mutual Fund	55,116.19	898,082.18	1,193,816.86
iShares Russell Mid Cap	464287499	Mutual Fund	12,029.00	183,584.37	953,177.96
iShares SP500	464287408	Mutual Fund	3,455.00	448,999.83	510,096.20
MFS International	552746356	Mutual Fund	10,410.09	349,389.69	478,135.83
PGIM Total Return Bond	74440B884	Mutual Fund	62,278.43	909,532.09	914,870.46
PIMCO	693390841	Mutual Fund	23,243.76	209,805.46	211,750.64
Pimco Total Return Fund	693390700	Mutual Fund	87,469.05	912,056.22	907,928.71
Price T Rowe Growth	741479406	Mutual Fund	6,937.00	484,767.20	777,916.54
Undiscovered	904504479	Mutual Fund	10,212.00	609,394.67	840,141.08
US Bank PARS - Pension Trust MM	MM4901	Money Market	55,460.37	55,460.37	55,460.37
Vanguard Growth & Income	921913208	Mutual Fund	25,116.26	1,917,876.62	2,713,309.47
Vanguard Real Estate	922908553	Mutual Fund	3,313.00	265,615.49	337,230.27
Vanguard Short Term	922031836	Mutual Fund	34,405.59	372,134.97	377,085.06
Victory RS	92647Q363	Mutual Fund	8,875.47	800,185.42	921,986.01
Sub Total / Average PARS Pension Trust			566,290.83	12,690,109.16	16,615,555.21
Total / Average			566,290.83	12,690,109.16	16,615,555.21

Mesa Water District
Transactions Summary
Quarterly Treasurer's Status Report - Investment Activity
Group By: Action
Portfolio / Report Group: PARS OPEB Trust
Begin Date: 03/31/2021, End Date: 06/30/2021

Description	CUSIP/Ticker	YTM @ Cost	Settlement Date	Maturity Date	Face Amount/Shares	Principal	Interest/Dividends	Total
Buy								
Pimco Total Return Fund	693390700	0.000	4/30/2021	N/A	21.134	217.68	0.00	217.68
PGIM Total Return Bond	74440B884	0.000	4/30/2021	N/A	17.415	252.00	0.00	252.00
Vanguard Short Term	922031836	0.000	4/30/2021	N/A	5.739	62.96	0.00	62.96
PIMCO	693390841	0.000	5/20/2021	N/A	112.962	1,016.66	0.00	1,016.66
Hartford Schroders	41665X859	0.000	5/20/2021	N/A	240.891	5,090.03	0.00	5,090.03
iShares SP500	464287408	0.000	5/20/2021	N/A	78.00	11,575.70	0.00	11,575.70
Dodge & Cox Stock Fund	256219106	0.000	5/20/2021	N/A	32.419	7,717.59	0.00	7,717.59
Dodge & Cox International	256206103	0.000	5/20/2021	N/A	0.418	20.53	0.00	20.53
Vanguard Short Term	922031836	0.000	5/20/2021	N/A	153.675	1,687.35	0.00	1,687.35
Victory RS	92647Q363	0.000	5/20/2021	N/A	88.793	8,652.86	0.00	8,652.86
Harbor Capital Appreciation	411512528	0.000	5/20/2021	N/A	0.609	62.69	0.00	62.69
Pimco Total Return Fund	693390700	0.000	5/31/2021	N/A	17.49	180.50	0.00	180.50
PGIM Total Return Bond	74440B884	0.000	5/31/2021	N/A	18.535	269.50	0.00	269.50
Vanguard Short Term	922031836	0.000	5/31/2021	N/A	5.579	61.31	0.00	61.31
Vanguard Growth & Income	921913208	0.000	6/18/2021	N/A	16.541	1,730.88	0.00	1,730.88
Dodge & Cox Stock Fund	256219106	0.000	6/25/2021	N/A	1.651	398.43	0.00	398.43
Pimco Total Return Fund	693390700	0.000	6/30/2021	N/A	17.814	184.91	0.00	184.91
PGIM Total Return Bond	74440B884	0.000	6/30/2021	N/A	16.797	246.75	0.00	246.75
Vanguard Short Term	922031836	0.000	6/30/2021	N/A	5.465	59.90	0.00	59.90
Sub Total / Average Buy					851.927	39,488.23	0.00	39,488.23
Dividend								
DFA Large Cap	233203868	0.000	4/1/2021	N/A	0.00	0.00	341.80	341.80
Doubeline Core Fix Income	258620301	0.000	4/1/2021	N/A	0.00	0.00	297.81	297.81
PIMCO	693390841	0.000	4/30/2021	N/A	0.00	0.00	98.23	98.23
Pimco Total Return Fund	693390700	0.000	4/30/2021	N/A	0.00	0.00	217.68	217.68
PGIM Total Return Bond	74440B884	0.000	4/30/2021	N/A	0.00	0.00	252.00	252.00
Vanguard Short Term	922031836	0.000	4/30/2021	N/A	0.00	0.00	62.96	62.96
PIMCO	693390841	0.000	5/31/2021	N/A	0.00	0.00	88.29	88.29
Pimco Total Return Fund	693390700	0.000	5/31/2021	N/A	0.00	0.00	180.50	180.50
PGIM Total Return Bond	74440B884	0.000	5/31/2021	N/A	0.00	0.00	269.50	269.50
Vanguard Short Term	922031836	0.000	5/31/2021	N/A	0.00	0.00	61.31	61.31

Description	CUSIP/Ticker	YTM @ Cost	Settlement Date	Maturity Date	Face Amount/Shares	Principal	Interest/Dividends	Total
Doubeline Core Fix Income	258620301	0.000	5/31/2021	N/A	0.00	0.00	252.92	252.92
Doubeline Core Fix Income	258620301	0.000	6/1/2021	N/A	0.00	0.00	329.31	329.31
iShares SP500	464287408	0.000	6/16/2021	N/A	0.00	0.00	224.96	224.96
iShares Russell Mid Cap	464287499	0.000	6/16/2021	N/A	0.00	0.00	227.68	227.68
Dodge & Cox Stock Fund	256219106	0.000	6/25/2021	N/A	0.00	0.00	398.43	398.43
Vanguard Real Estate	922908553	0.000	6/29/2021	N/A	0.00	0.00	296.01	296.01
PIMCO	693390841	0.000	6/30/2021	N/A	0.00	0.00	96.81	96.81
Vanguard Growth & Income	921913208	0.000	6/30/2021	N/A	0.00	0.00	1,730.88	1,730.88
Pimco Total Return Fund	693390700	0.000	6/30/2021	N/A	0.00	0.00	184.91	184.91
PGIM Total Return Bond	74440B884	0.000	6/30/2021	N/A	0.00	0.00	246.75	246.75
Vanguard Short Term	922031836	0.000	6/30/2021	N/A	0.00	0.00	59.90	59.90
Sub Total / Average Dividend					0.00	0.00	5,918.64	5,918.64

Sell

Vanguard Growth & Income	921913208	0.000	5/20/2021	N/A	132.70	13,992.80	0.00	13,992.80
Vanguard Real Estate	922908553	0.000	5/20/2021	N/A	7.00	683.64	0.00	683.64
Vanguard Real Estate	922908553	0.000	5/20/2021	N/A	17.00	1,660.26	0.00	1,660.26
DFA Large Cap	233203868	0.000	5/20/2021	N/A	66.55	1,837.47	0.00	1,837.47
Undiscovered	904504479	0.000	5/20/2021	N/A	0.84	69.40	0.00	69.40
Columbia Contrarian Fund	19766M709	0.000	5/20/2021	N/A	125.23	4,384.27	0.00	4,384.27
Pimco Total Return Fund	693390700	0.000	5/20/2021	N/A	380.28	3,913.11	0.00	3,913.11
PGIM Total Return Bond	74440B884	0.000	5/20/2021	N/A	275.10	3,978.02	0.00	3,978.02
MFS International	552746356	0.000	5/20/2021	N/A	20.02	908.57	0.00	908.57
Price T Rowe Growth	741479406	0.000	5/20/2021	N/A	10.60	1,095.07	0.00	1,095.07
Doubeline Core Fix Income	258620301	0.000	5/20/2021	N/A	314.22	3,487.89	0.00	3,487.89
iShares Russell Mid Cap	464287499	0.000	5/20/2021	N/A	10.00	767.85	0.00	767.85
Sub Total / Average Sell					1,359.54	36,778.35	0.00	36,778.35

Mesa Water District
Transactions Summary
Quarterly Treasurer's Status Report - Investment Activity
Group By: Action
Portfolio / Report Group: PARS Pension Trust
Begin Date: 03/31/2021, End Date: 06/30/2021

Description	CUSIP/Ticker	YTM @ Cost	Settlement Date	Maturity Date	Face Amount/Shares	Principal	Interest/Dividends	Total
Buy								
PIMCO	693390841	0.000	5/20/2021	N/A	741.211	6,670.90	0.00	6,670.90
Hartford Schroders	41665X859	0.000	5/20/2021	N/A	1,536.38	32,463.71	0.00	32,463.71
iShares SP500	464287408	0.000	5/20/2021	N/A	616.00	91,418.34	0.00	91,418.34
Dodge & Cox Stock Fund	256219106	0.000	5/20/2021	N/A	275.23	65,521.34	0.00	65,521.34
Vanguard Short Term	922031836	0.000	5/20/2021	N/A	1,080.34	11,862.11	0.00	11,862.11
Victory RS	92647Q363	0.000	5/20/2021	N/A	658.753	64,195.46	0.00	64,195.46
Sub Total / Average Buy					4,907.914	272,131.86	0.00	272,131.86
Dividend								
DFA Large Cap	233203868	0.000	4/1/2021	N/A	0.00	0.00	2,814.01	2,814.01
Doubeline Core Fix Income	258620301	0.000	4/1/2021	N/A	0.00	0.00	2,451.91	2,451.91
PIMCO	693390841	0.000	4/30/2021	N/A	0.00	0.00	808.82	808.82
Pimco Total Return Fund	693390700	0.000	4/30/2021	N/A	0.00	0.00	1,789.10	1,789.10
PGIM Total Return Bond	74440B884	0.000	4/30/2021	N/A	0.00	0.00	2,070.06	2,070.06
Vanguard Short Term	922031836	0.000	4/30/2021	N/A	0.00	0.00	517.51	517.51
Doubeline Core Fix Income	258620301	0.000	5/3/2021	N/A	0.00	0.00	2,082.31	2,082.31
PIMCO	693390841	0.000	5/31/2021	N/A	0.00	0.00	724.40	724.40
Pimco Total Return Fund	693390700	0.000	5/31/2021	N/A	0.00	0.00	1,478.13	1,478.13
PGIM Total Return Bond	74440B884	0.000	5/31/2021	N/A	0.00	0.00	2,207.15	2,207.15
Vanguard Short Term	922031836	0.000	5/31/2021	N/A	0.00	0.00	502.53	502.53
Doubeline Core Fix Income	258620301	0.000	6/1/2021	N/A	0.00	0.00	2,689.38	2,689.38
iShares SP500	464287408	0.000	6/16/2021	N/A	0.00	0.00	1,837.45	1,837.45
iShares Russell Mid Cap	464287499	0.000	6/16/2021	N/A	0.00	0.00	1,859.31	1,859.31
Dodge & Cox Stock Fund	256219106	0.000	6/28/2021	N/A	0.00	0.00	3,253.79	3,253.79
Vanguard Real Estate	922908553	0.000	6/29/2021	N/A	0.00	0.00	2,415.51	2,415.51
PIMCO	693390841	0.000	6/30/2021	N/A	0.00	0.00	790.87	790.87
Vanguard Growth & Income	921913208	0.000	6/30/2021	N/A	0.00	0.00	14,135.43	14,135.43
Pimco Total Return Fund	693390700	0.000	6/30/2021	N/A	0.00	0.00	1,507.57	1,507.57
PGIM Total Return Bond	74440B884	0.000	6/30/2021	N/A	0.00	0.00	2,010.24	2,010.24
Vanguard Short Term	922031836	0.000	6/30/2021	N/A	0.00	0.00	488.10	488.10
Sub Total / Average Dividend					0.00	0.00	48,433.58	48,433.58

Description	CUSIP/Ticker	YTM @ Cost	Settlement Date	Maturity Date	Face Amount/Shares	Principal	Interest/Dividends	Total
Sell								
Vanguard Growth & Income	921913208	0.000	5/20/2021	N/A	1,296.72	136,739.33	0.00	136,739.33
Vanguard Real Estate	922908553	0.000	5/20/2021	N/A	226.00	22,071.72	0.00	22,071.72
DFA Large Cap	233203868	0.000	5/20/2021	N/A	765.53	21,136.23	0.00	21,136.23
Undiscovered	904504479	0.000	5/20/2021	N/A	89.92	7,472.84	0.00	7,472.84
Columbia Contrarian Fund	19766M709	0.000	5/20/2021	N/A	1,348.56	47,213.12	0.00	47,213.12
Pimco Total Return Fund	693390700	0.000	5/20/2021	N/A	3,509.81	36,115.98	0.00	36,115.98
Dodge & Cox International	256206103	0.000	5/20/2021	N/A	73.96	3,636.86	0.00	3,636.86
PGIM Total Return Bond	74440B884	0.000	5/20/2021	N/A	2,477.17	35,819.86	0.00	35,819.86
MFS International	552746356	0.000	5/20/2021	N/A	250.15	11,354.31	0.00	11,354.31
Price T Rowe Growth	741479406	0.000	5/20/2021	N/A	144.51	14,921.79	0.00	14,921.79
Doubeline Core Fix Income	258620301	0.000	5/20/2021	N/A	3,246.30	36,033.96	0.00	36,033.96
Harbor Capital Appreciation	411512528	0.000	5/20/2021	N/A	53.03	5,458.60	0.00	5,458.60
iShares Russell Mid Cap	464287499	0.000	5/20/2021	N/A	184.00	14,128.36	0.00	14,128.36
Sub Total / Average Sell					13,665.66	392,102.96	0.00	392,102.96



MONTHLY COMMITTEE

Major Staff Projects

Title	Comments	Status
Human Resource Information System/Payroll System	Human Resource Information System/Payroll System	In Process
Invoice Cloud	Invoice Cloud (New Billing System)	In Process



*Dedicated to
Satisfying our Community's
Water Needs*

MEMORANDUM

TO: Board of Directors
FROM: Stacy Taylor, Water Policy Manager
DATE: August 24, 2021
SUBJECT: State Advocacy Update

RECOMMENDATION

Receive and file the State Advocacy Update.

STRATEGIC PLAN

Goal #7: Actively participate in regional and statewide water issues.

PRIOR BOARD ACTION/DISCUSSION

This item is provided at the monthly Board of Directors Committee meeting.

DISCUSSION

An updated State Advocacy report will be provided at the August 24, 2021 meeting.

FINANCIAL IMPACT

In Fiscal Year 2022, \$235,000 is budgeted for Support Services; \$24,000 has been spent to date.

ATTACHMENTS

None.



*Dedicated to
Satisfying our Community's
Water Needs*

MEMORANDUM

TO: Board of Directors
FROM: Stacy Taylor, Water Policy Manager
DATE: August 24, 2021
SUBJECT: Orange County Update

RECOMMENDATION

Receive and file the Orange County Update.

STRATEGIC PLAN

Goal #7: Actively participate in regional and statewide water issues.

PRIOR BOARD ACTION/DISCUSSION

This item is provided at the monthly Board of Directors Committee meeting.

DISCUSSION

Mesa Water District's (Mesa Water®) government relations program includes monitoring local and regional political issues and policy-setting authorities (i.e., County of Orange, Orange County Local Agency Formation Commission, etc.). An updated Orange County report will be provided at the August 24, 2021 meeting.

FINANCIAL IMPACT

In Fiscal Year 2022, \$235,000 is budgeted for Support Services; \$24,000 has been spent to date.

ATTACHMENTS

None.



*Dedicated to
Satisfying our Community's
Water Needs*

MEMORANDUM

TO: Board of Directors
FROM: Celeste Carrillo, Public Affairs Coordinator
DATE: August 24, 2021
SUBJECT: Outreach Update

RECOMMENDATION

Receive and file the Outreach Update.

STRATEGIC PLAN

Goal #4: Increase public awareness about Mesa Water and about water.
Goal #6: Provide outstanding customer service.
Goal #7: Actively participate in regional and statewide water issues.

PRIOR BOARD ACTION/DISCUSSION

This item is provided at the monthly Board of Directors Committee meeting.

DISCUSSION

Mesa Water District's (Mesa Water®) outreach program aims to connect Mesa Water with its constituents in order to achieve Goal #4 of the Board of Directors' (Board) Strategic Plan. Outreach activities are also designed to achieve the Strategic Plan goals related to customer service and/or regional water issues involvement by educating and informing the District's constituents about Mesa Water, water issues, and water in general. Mesa Water's constituents include external audiences, such as customers, community members, elected officials, industry colleagues, media, water districts and special districts – as well as internal audiences, such as staff, retirees and Board members.

Upcoming Fiscal Year 2022 Events

No Upcoming Events

The benefits of Mesa Water's outreach program include:

- Informing constituents about Southern California's perpetual drought, the historical drought facing California, and the importance of developing local and cost-effective sources of safe, reliable water for Mesa Water's service area and the region at large;
- Educating constituents about the importance of water and water stewardship, in order to sustain Southern California's population, quality of life, business, and economy;
- Educating constituents about Mesa Water's stewardship of ratepayer funds and financial responsibility to fund, invest in, and save for the current and future provision of safe and reliable water for the District's service area;
- Informing constituents of the District's infrastructure improvements to ensure water quality and water reliability for its service area;



- Learning from constituents and evolving as a well-informed Board of Directors;
- Promoting water use efficiency to Mesa Water's customers and community members to help them save water, money, and the environment;
- Ensuring, for public health and safety reasons, that Mesa Water customers and community members identify the District as their water provider and as the source of information about water in emergency situations;
- Supporting Mesa Water's service area as an actively involved participant in programs that provide added value and benefits to the community;
- Informing the media of Mesa Water's activities that benefit the District's customers and community;
- Empowering Mesa Water's Board and staff with information that will help them provide the best possible service to the District's customers and community members; and,
- Strengthening Mesa Water's industry relations to provide opportunities for improving the District's business and operations -- including the areas of financial and human resources strength, infrastructure and technological innovation, and setting/supporting policies that have a positive impact on Mesa Water's service area -- so that the District can continue to provide safe, high-quality, reliable, and affordable water to its customers.

FINANCIAL IMPACT

In Fiscal Year 2022, \$590,920 is budgeted for Public Affairs Support Services; \$44,125 has been spent to date.

ATTACHMENTS

None.



Dedicated to
Satisfying our Community's
Water Needs

MEMORANDUM

TO: Board of Directors
FROM: Marwan Khalifa, CPA, MBA, Chief Financial Officer
DATE: August 24, 2021
SUBJECT: Fiscal Year 2021 Fourth Quarter Financial Update

RECOMMENDATION

Receive and file the Fiscal Year 2021 Fourth Quarter Financial Update.

STRATEGIC PLAN

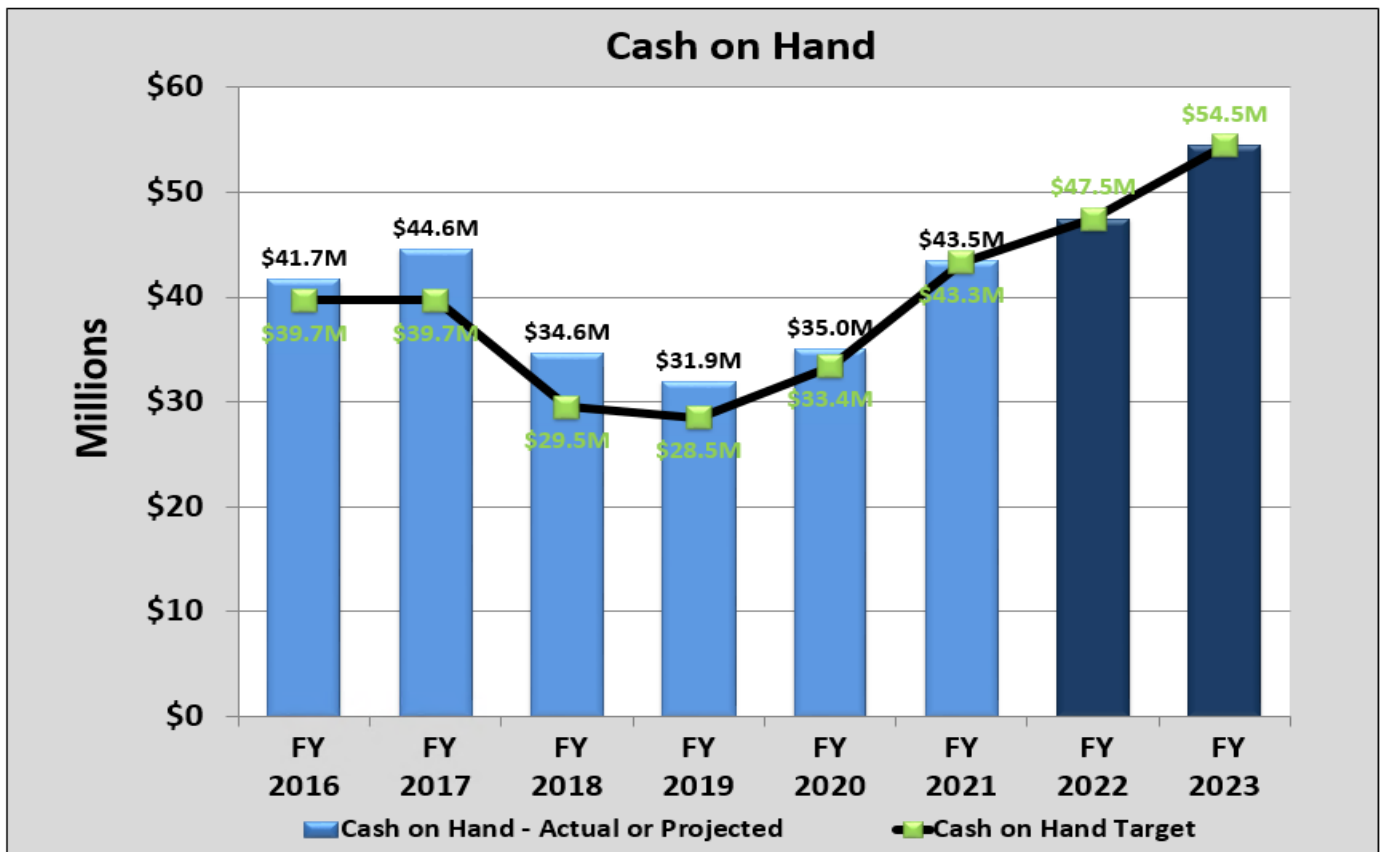
- Goal #1: Provide a safe, abundant, and reliable water supply.
- Goal #2: Practice perpetual infrastructure renewal and improvement.
- Goal #3: Be financially responsible and transparent.

PRIOR BOARD ACTION/DISCUSSION

At its May 13, 2021 meeting, the Board of Directors (Board) approved the Fiscal Year (FY) 2022 Budget.

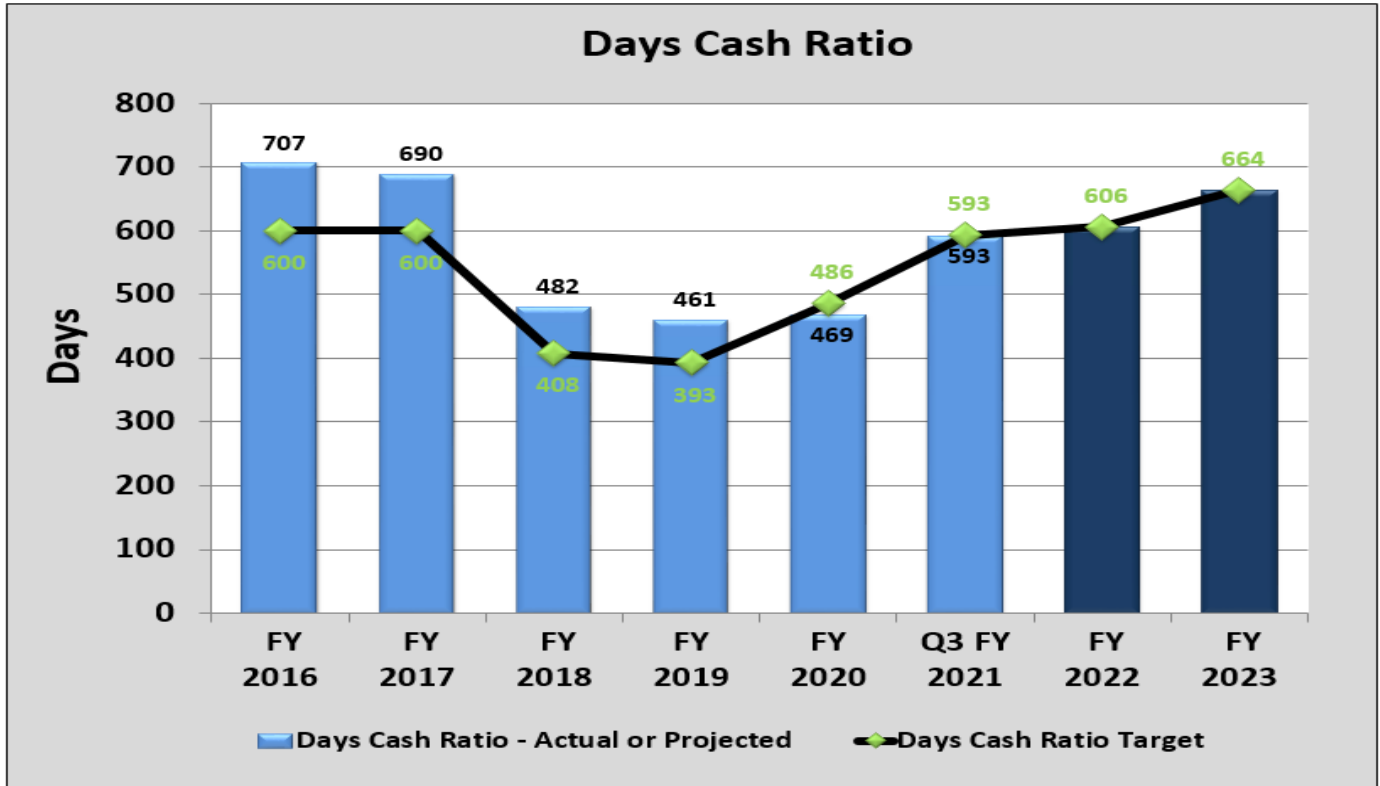
DISCUSSION

Through the fourth quarter of FY 2021, Cash on Hand totaled \$43,452,888. As a result, Cash on Hand of \$43,452,888 is above the forecasted year-end cash balance of \$43,309,524.





Additionally, 593 Days Cash is the same as the forecasted Days Cash estimate of 593 days at year end.



The Current Debt Coverage ratio is 246%, which exceeds both requirements for the 2017 & 2020 Revenue Certificates of Participation (COPs) and the Designated Funds Policy. The Debt Coverage ratio goal of the Board is 130% and was established in the Designated Funds Policy.

Water production is above budget through the fourth quarter by approximately 5.2% and corresponds with a similar increase in water revenue through the fourth quarter of FY 2021.

The mix of water production between clear and amber water has varied which is depicted in the table below:

	Acre Feet		Variance
	Budgeted	Actual	
Clear Water	12,160	12,672	(512)
Amber Water	3,636	3,878	(242)
Basin Managed (CPTP) Water	-	-	-
Import Water	-	66	(66)
In-Lieu Water	-	-	-
Total	15,796	16,616	(820)



Clear and amber water costs have a combined unfavorable variance of \$535,800 due to production pumping being slightly above budgeted. There was no CPTP budgeted for FY 2021.

Total operating revenues year-to-date have a favorable balance of \$644,404 or approximately 1.7%. This is a result of water consumption being higher than expected. Additionally, operating expenses through the fourth quarter have a favorable balance of \$525,348 or approximately 1.9%. This is predominately a result of lower than budgeted General and Administrative expense. As a result, operating income through June 30, 2021 has a favorable balance of \$957,932 or approximately 15.1%.

In addition, non-operating revenue, net of expenses, through the fourth quarter of FY 2021 has a favorable balance of \$3,510,079 or approximately 191.0%. This is mostly due to investment earnings significantly over-performing.

Overall, the Change in Net Position has a favorable balance of \$4,625,365 or approximately 69.1% through June 30, 2021.

ATTACHMENTS

Attachment A: Statement of Revenues, Expenses, and Changes in Net Position for the Twelve Months Ended 6/30/2021



Statement of Revenues, Expenses, and Changes in Net Position For the Twelve Months Ended 6/30/2021

	FY2021 YTD BUDGET	FY2021 YTD ACTUAL	Variance
OPERATING REVENUES:			
Water consumption sales	\$ 28,895,418	\$ 29,531,128	\$ 635,710
Monthly meter service charge	8,362,553	8,464,262	101,709
Recycled water sales	1,329,739	1,428,840	99,101
Concession from governmental agencies (CPTP)	-	-	-
Other charges and services	398,350	206,234	(192,116)
TOTAL OPERATING REVENUES	38,986,060	39,630,464	644,404
OPERATING EXPENSES:			
Imported sources of supply	447,488	396,258	51,230
Basin managed water	-	28,388	(28,388)
Clear water cost	7,196,090	7,638,176	(442,086)
Amber water cost	3,158,770	3,252,485	(93,715)
Recycled water	971,065	981,264	(10,199)
Transmission and distribution	5,807,010	6,059,371	(252,361)
General and administrative	9,709,031	8,408,165	1,300,866
TOTAL OPERATING EXPENSES	27,289,454	26,764,106	525,348
OPERATING INCOME BEFORE DEPRECIATION AND AMORTIZATION:			
	11,696,606	12,866,358	1,169,752
Depreciation and amortization	(5,350,000)	(5,561,820)	(211,820)
OPERATING INCOME (LOSS)	6,346,606	7,304,538	957,932
NONOPERATING REVENUES / (EXPENSES):			
Bond issuance costs	-	-	-
Investment earnings	435,000 *	4,348,518 *	3,913,518
Interest expense - long term debt	(2,212,887)	(2,754,140)	(541,253)
Impairment of capital assets & termination of lease	(20,000)	5,500	25,500
Other non-operating, net	(40,000)	72,314	112,314
NONOPERATING REVENUES / (EXPENSES)	(1,837,887)	1,672,192	3,510,079
INCOME BEFORE CAPITAL CONTRIBUTIONS	4,508,719	8,976,730	4,468,011
CAPITAL CONTRIBUTIONS:			
Capacity and installation charges	1,101,000	753,458	(347,542)
Capital Grant (includes LRP)	588,352	578,702	(9,650)
Developers and others	500,000	1,014,546	514,546
TOTAL CAPITAL CONTRIBUTIONS	2,189,352	2,346,706	157,354
CHANGE IN NET POSITION	\$ 6,698,071	\$ 11,323,436	\$ 4,625,365

* Includes Pension Trust Earnings.



*Dedicated to
Satisfying our Community's
Water Needs*

MEMORANDUM

TO: Board of Directors
FROM: Paul E. Shoenberger, P.E., General Manager
DATE: August 24, 2021
SUBJECT: Municipal Water District of Orange County Drought Messaging

RECOMMENDATION

Receive the presentation.

STRATEGIC PLAN

Goal #4: Increase public awareness about Mesa Water and about water.
Goal #6: Provide outstanding customer service.
Goal #7: Actively participate in regional and statewide water issues.

PRIOR BOARD ACTION/DISCUSSION

None.

DISCUSSION

A representative from the Municipal Water District of Orange County (MWDOC) will provide the Mesa Water District Board of Directors a presentation on Drought Messaging and Outreach at the August 24, 2021 meeting.

FINANCIAL IMPACT

None.

ATTACHMENTS

None.



*Dedicated to
Satisfying our Community's
Water Needs*

MEMORANDUM

TO: Board of Directors
FROM: Marwan Khalifa, CPA, MBA, Chief Financial Officer
DATE: August 24, 2021
SUBJECT: Captive Insurance

RECOMMENDATION

Discuss and take action as the Board desires.

STRATEGIC PLAN

Goal #1: Provide a safe, abundant, and reliable water supply
Goal #2: Practice perpetual infrastructure renewal and improvement
Goal #3: Be financially responsible and transparent.
Goal #6: Provide outstanding customer service.

PRIOR BOARD ACTION/DISCUSSION

At its February 23, 2021 Committee meeting, the Board of Directors (Board) directed staff to form a Captive Insurance Company (Captive) to include hiring consultants and to fund the Captive with an amount of \$30MM from reserves and retaining \$10MM in working capital.

At its June 22, 2021 Committee meeting, the Board approved contracts with Strategic Risk Solutions, Kirton McConkie Law Firm, and Bickmore Actuarial to continue preparation of forming the Captive Insurance Company.

DISCUSSION

The Board directed staff to agendize an update and status of Captive Insurance for discussion.

FINANCIAL IMPACT

None.

ATTACHMENTS

None.

REPORTS:

14. REPORT OF THE GENERAL MANAGER

REPORTS:

15. DIRECTORS' REPORTS AND COMMENTS



*Dedicated to
Satisfying our Community's
Water Needs*

MEMORANDUM

TO: Board of Directors
FROM: Marwan Khalifa CPA, MBA, Chief Financial Officer
DATE: August 24, 2021
SUBJECT: Claim of Interinsurance Exchange of the Automobile Club

RECOMMENDATION

This item is provided for information.

STRATEGIC PLAN

Goal #3: Be financially responsible and transparent.
Goal #6: Provide outstanding customer service.

PRIOR BOARD ACTION/DISCUSSION

None.

DISCUSSION

On June 29, 2021, a Mesa Water District (Mesa Water®) vehicle backed into a parked car on Thurin Street and Bay Street in Costa Mesa. The parked vehicle sustained damage to the right side bumper, headlight and bumper cover.

The Interinsurance Exchange of the Automobile Club paid the \$887.75 claim, which included auto repair, paint and rental car for the owner of the vehicle.

LEGAL REVIEW

Staff consulted with the Association of California Water Agencies/Joint Powers Insurance Authority (ACWA/JPIA) regarding the claim and were advised that, since the claim was related to a minor car accident, the District should handle the claim in house.

After consultation with both ACWA/JPIA and Legal Counsel, Atkinson, Andelson, Loya, Ruud & Romo, staff settled the claim in question for \$887.75 to be paid to the Interinsurance Exchange of the Automobile Club.

FINANCIAL IMPACT

In Fiscal Year 2022, no funds have been budgeted for claims; funds will come from Cash on Hand.

ATTACHMENTS

Attachment A: Claim Form
Attachment B: Repair Estimate
Attachment C: Rental Car Invoice

Claim Form

(A claim shall be presented by the claimant or by a person acting on his behalf.)

NAME OF DISTRICT: MESA WATER DISTRICT

1 Claimant name, address (mailing address if different), phone number, social security number, e-mail address, and date of birth.
*Effective January 1, 2010, the Medicare Secondary Payer Act (Federal Law) requires the District/Agency to report all claims involving payments for bodily injury and/or medical treatments to Medicare. As such, if you are seeking medical damages, we **MUST** have both your Social Security Number and your date of birth.*

Name: [REDACTED]	Phone Number: [REDACTED]
Address(es): [REDACTED]	Social Security No.:
	Date of Birth:
	E-mail: [REDACTED]

2 List name, address, and phone number of any witnesses.

Name:
Address:
Phone Number:

3 List the **date, time, place, and other circumstances** of the occurrence or transaction, which gave rise to the claim asserted.

Date: 06/29/2021 Time: 3:15 pm Place: Thurin Street and Bay Street Costa Mesa CA

Tell What Happened (give complete information):

Our insured vehicle was parked and unattended when your driver struck the vehicle causing damages.

NOTE: Attach any photographs you may have regarding this claim.

4 Give a general description of the indebtedness, obligation, injury, damage, or loss incurred so far as it may be known at the time of presentation of the claim.

Our vehicle sustained damages to the right side bumper, headlight, bumper cover and grill.

5 Give the name or names of the public employee or employees causing the injury, damage, or loss, if known.

[REDACTED]

6 The amount claimed if it totals less than ten thousand dollars (\$10,000) as of the date of presentation of the claim, including the estimated amount of any prospective injury, damage or loss, insofar as it may be known at the time of the presentation of the claim, together with the basis of computation of the amount claimed. If the amount claimed exceeds ten thousand dollars (\$10,000), no dollar amount shall be included in the claim. However, it shall indicate whether the claim would be a limited civil case.

\$887.75

Date: 08/02/2021 Time: 11:40 am Signature: [REDACTED]

ANSWER ALL QUESTIONS. OMITTING INFORMATION COULD MAKE YOUR CLAIM LEGALLY INSUFFICIENT!

AUTO CLUB ENTERPRISES

Automobile Club of Southern California
Interinsurance Exchange of the Automobile
Club

420 E Huntington Dr
Arcadia, CA 91006
Phone: (626) 445-5441

Claim #: 014773037-I-7637
Workfile ID: 0b216076

Estimate of Record

Written By: SERGIO HERRERA, 07/26/2021 10:04:52 AM
Adjuster: Ortiz, Gabriela, (562) 377-5266 Business

Insured: [REDACTED] Owner Policy #: [REDACTED] Claim #: 014773037-I-7637
Type of Loss: Collision Date of Loss: 06/28/2021 12:01 PM Days to Repair: 0
Point of Impact: 12 Front Deductible:

Inspection Location:

[REDACTED]
ALLEN BODY SHOP
7535 SCOUT AVE
BELL GARDENS, CA
90201-4933
Repair Facility
(562) 928-2379 Day

Appraiser Information:

herrera.sergio@aaa-calif.com
(213) 626-9388

Repair Facility:

ALLEN BODY SHOP
7535 SCOUT AVE
BELL GARDENS, CA 90201

VEHICLE

2019 HOND Civic Sedan Sport w/Continuously Variable Transmission 4D SED 4-2.0L Gasoline Sequential MPI Gray

VIN: 2HGFC2F83KH502804 Production Date: 10/2018 Interior Color:
License: [REDACTED] Odometer: 36680 Exterior Color: Gray
State: CA Condition:

TRANSMISSION

Automatic Transmission

POWER

Power Steering

Power Brakes

Power Windows

Power Locks

Power Mirrors

DECOR

Dual Mirrors

Tinted Glass

Console/Storage

CONVENIENCE

Air Conditioning

Intermittent Wipers

Tilt Wheel

Cruise Control

Rear Defogger

Keyless Entry

Alarm

Message Center

Steering Wheel Touch Controls

Telescopic Wheel

Climate Control

Remote Starter

Backup Camera

Intelligent Cruise

RADIO

AM Radio

FM Radio

Stereo

Search/Seek

Auxiliary Audio Connection

SAFETY

Drivers Side Air Bag

Passenger Air Bag

Anti-Lock Brakes (4)

4 Wheel Disc Brakes

Front Side Impact Air Bags

Head/Curtain Air Bags

Hands Free Device

Lane Departure Warning

SEATS

Cloth Seats

Bucket Seats

WHEELS

Aluminum/Alloy Wheels

PAINT

Clear Coat Paint

OTHER

Fog Lamps

Traction Control

Stability Control

Rear Spoiler

Estimate of Record

2019 HOND Civic Sedan Sport w/Continuously Variable Transmission 4D SED 4-2.0L Gasoline Sequential MPI Gray

Line	Oper	Description	Part Number	Qty	Extended Price \$	Labor	Paint
1		FRONT BUMPER & GRILLE					
2	*	Rpr Bumper cover US, CAN built	04711TBAA50ZZ			3.5	3.0
3		Add for Clear Coat					1.2
4		O/H bumper assy	NONE			2.5	
5	Repl	RT Filler cover w/fog lamps, w/adaptive cruise	71180TBAK50	1	41.93	Incl.	
6	R&I	License frame	71145TBAA50			0.2	
7	Repl	Add for fog lamps		1		0.4	
8		MISCELLANEOUS OPERATIONS					
9	#	Adhesion Promoter		1	5.00	0.5	
10	*	Repl Cover car/bag		1		0.0	
11	#	Color Tint		1	X	0.5	
12	#	Flex Additive		1	2.50		
13	#	Denib and Finesse		1		0.4	
14	#	Refn Basecoat reduction					-0.2
15		OTHER CHARGES					
16	#	E.P.C.		1	3.00		
SUBTOTALS					52.43	8.0	4.0

NOTES

Estimate Notes:
 AGREED REPAIRS WITH JOHN AT SHOP

ESTIMATE TOTALS

Category	Basis	Rate	Cost \$
Parts			49.43
Body Labor	8.0 hrs @	\$ 48.00 /hr	384.00
Paint Labor	4.0 hrs @	\$ 48.00 /hr	192.00
Paint Supplies	4.0 hrs @	\$ 34.00 /hr	136.00
Other Charges			3.00
Subtotal			764.43
Sales Tax	\$ 185.43 @	10.0000 %	18.54
Total Cost of Repairs			782.97
Deductible			0.00
Total Adjustments			0.00
Net Cost of Repairs			782.97

Estimate of Record

2019 HOND Civic Sedan Sport w/Continuously Variable Transmission 4D SED 4-2.0L Gasoline Sequential MPI Gray

****NO SUPPLEMENTS WILL BE PAID WITHOUT PRIOR APPROVAL****

California Fair Claims Settlement Practices Regulations
Section 2695.8 (g) (3)

The Insurer specifying the use of non-original equipment manufacturer replacement crash parts warrants that such parts are at least equal to the original equipment manufacturer parts in terms of kind, quality, safety, fit, and performance. The insurer must disclose in writing, in any estimate prepared by or for the insurer, the fact that it warrants that such parts are at least equal to the original equipment manufacturer parts in terms of kind, quality, safety, fit, and performance.

The Interinsurance Exchange of the Automobile Club warrants that any replacement crash parts identified on this repair estimate are at least equal to original equipment manufacturer parts in terms of kind, quality, safety, fit, and performance.

Thank you for allowing us to be of service. For more information about all of the products and services the Auto Club offers, please call 1-877-428-2277, visit your local Auto Club office or our website www.aaa-calif.com

****ALL PARTS LISTED ARE NEW OEM UNLESS OTHERWISE INDICATED****
****THIS IS NOT AN AUTHORIZATION FOR REPAIRS****

FOR YOUR PROTECTION CALIFORNIA LAW REQUIRES THE FOLLOWING TO APPEAR ON THIS FORM: ANY PERSON WHO KNOWINGLY PRESENTS FALSE OR FRAUDULENT CLAIM FOR THE PAYMENT OF A LOSS IS GUILTY OF A CRIME AND MAY BE SUBJECT TO FINES AND CONFINEMENT IN STATE PRISON.

THE FOLLOWING IS A LIST OF ABBREVIATIONS OR SYMBOLS THAT MAY BE USED TO DESCRIBE WORK TO BE DONE OR PARTS TO BE REPAIRED OR REPLACED:

MOTOR ABBREVIATIONS/SYMBOLS: D=DISCONTINUED PART, A=APPROXIMATE PRICE. LABOR TYPES: B=BODY LABOR, D=DIAGNOSTIC, E=ELECTRICAL, F=FRAME, G=GLASS, M=MECHANICAL, P=PAINT LABOR, S=STRUCTURAL, T=TAXED MISCELLANEOUS, X=NON TAXED MISCELLANEOUS. CCC ONE: ADJ=ADJACENT, ALGN=ALIGN, A/M=AFTERMARKET, BLND=BLEND, CAPA=CERTIFIED AUTOMOTIVE PARTS ASSOCIATION, D&R=DISCONNECT AND RECONNECT, EST=ESTIMATE, EXT. PRICE=UNIT PRICE MULTIPLIED BY THE QUANTITY, INCL=INCLUDED, MISC=MISCELLANEOUS, NAGS=NATIONAL AUTO GLASS SPECIFICATIONS, NON-ADJ=NON ADJACENT, O/H=OVERHAUL, OP=OPERATION, NO=LINE NUMBER, QTY=QUANTITY, RECOND=RECONDITION, REFN=REFINISH, REPL=REPLACE, R&I=REMOVE AND INSTALL, R&R=REMOVE AND REPLACE, RPR=REPAIR, RT=RIGHT, SECT=SECTION, SUBL=SUBLET, LT=LEFT, W/O=WITHOUT, W/_=WITH/_ SYMBOLS: #=MANUAL LINE ENTRY, *=OTHER [IE..MOTORS DATABASE INFORMATION WAS CHANGED], **=DATABASE LINE WITH AFTERMARKET, N=NOTES ATTACHED TO LINE. OPT OEM=ORIGINAL EQUIPMENT MANUFACTURER PARTS EITHER OPTIONALLY SOURCED OR OTHERWISE PROVIDED WITH SOME UNIQUE PRICING OR DISCOUNT.

"CURE TIME" MEANS THE LENGTH OF TIME THAT, PER THE ADHESIVE MANUFACTURER, THE WINDSHIELD ADHESIVE NEEDS TO CURE UNTIL THE WINDSHIELD CAN PROPERLY FUNCTION AS A SAFETY DEVICE PURSUANT TO THE FEDERAL MOTOR VEHICLE SAFETY STANDARDS AND THE VEHICLE MANUFACTURER'S SPECIFICATIONS.

Estimate of Record

2019 HOND Civic Sedan Sport w/Continuously Variable Transmission 4D SED 4-2.0L Gasoline Sequential MPI Gray

Estimate based on MOTOR CRASH ESTIMATING GUIDE and potentially other third party sources of data. Unless otherwise noted, (a) all items are derived from the Guide ARG4411, CCC Data Date 07/16/2021, and potentially other third party sources of data; and (b) the parts presented are OEM-parts. OEM parts are manufactured by or for the vehicle's Original Equipment Manufacturer (OEM) according to OEM's specifications for U.S. distribution. OEM parts are available at OE/Vehicle dealerships or the specified supplier. OPT OEM (Optional OEM) or ALT OEM (Alternative OEM) parts are OEM parts that may be provided by or through alternate sources other than the OEM vehicle dealerships with discounted pricing. Asterisk (*) or Double Asterisk (**) indicates that the parts and/or labor data provided by third party sources of data may have been modified or may have come from an alternate data source. Tilde sign (~) items indicate MOTOR Not-Included Labor operations. The symbol (<>) indicates the refinish operation WILL NOT be performed as a separate procedure from the other panels in the estimate. Non-Original Equipment Manufacturer aftermarket parts are described as Non OEM, A/M or NAGS. Used parts are described as LKQ, RCY, or USED. Reconditioned parts are described as Recond. Recored parts are described as Recore. NAGS Part Numbers and Benchmark Prices are provided by National Auto Glass Specifications. Labor operation times listed on the line with the NAGS information are MOTOR suggested labor operation times. NAGS labor operation times are not included. Pound sign (#) items indicate manual entries.

Some 2022 vehicles contain minor changes from the previous year. For those vehicles, prior to receiving updated data from the vehicle manufacturer, labor and parts data from the previous year may be used. The CCC ONE estimator has a list of applicable vehicles. Parts numbers and prices should be confirmed with the local dealership.

The following is a list of additional abbreviations or symbols that may be used to describe work to be done or parts to be repaired or replaced:

SYMBOLS FOLLOWING PART PRICE:

m=MOTOR Mechanical component. s=MOTOR Structural component. T=Miscellaneous Taxed charge category. X=Miscellaneous Non-Taxed charge category.

SYMBOLS FOLLOWING LABOR:

D=Diagnostic labor category. E=Electrical labor category. F=Frame labor category. G=Glass labor category. M=Mechanical labor category. S=Structural labor category. (numbers) 1 through 4=User Defined Labor Categories.

OTHER SYMBOLS AND ABBREVIATIONS:

Adj.=Adjacent. Algn.=Align. ALU=Aluminum. A/M=Aftermarket part. Blnd=Blend. BOR=Boron steel. CAPA=Certified Automotive Parts Association. D&R=Disconnect and Reconnect. HSS=High Strength Steel. HYD=Hydroformed Steel. Incl.=Included. LKQ=Like Kind and Quality. LT=Left. MAG=Magnesium. Non-Adj.=Non Adjacent. NSF=NSF International Certified Part. O/H=Overhaul. Qty=Quantity. Refn=Refinish. Repl=Replace. R&I=Remove and Install. R&R=Remove and Replace. Rpr=Repair. RT=Right. SAS=Sandwiched Steel. Sect=Section. Subl=Sublet. UHS=Ultra High Strength Steel. N=Note(s) associated with the estimate line.

CCC ONE Estimating - A product of CCC Intelligent Services Inc.

The following is a list of abbreviations that may be used in CCC ONE Estimating that are not part of the MOTOR CRASH ESTIMATING GUIDE:

BAR=Bureau of Automotive Repair. EPA=Environmental Protection Agency. NHTSA= National Highway Transportation and Safety Administration. PDR=Paintless Dent Repair. VIN=Vehicle Identification Number.



Rental Company: ENTERPRISE RENT-A-CAR
 Invoice#: [REDACTED]
 Alternate Invoice Number: [REDACTED]

Bill To: AAA32D1
 AAA AUTO CLUB ENTERPRISES

RENTER INFORMATION:

RENTAL INFORMATION:

Rental Branch Location:
 ENTERPRISE RENT-A-CAR(32D4)
 7651 FIRESTONE BLVD
 DOWNEY, CA 902414205
 (562) 928-0388

ADDITIONAL CLAIM INFORMATION:

Claim Number: [REDACTED]
 Claim Type: Insured
 Vehicle Condition: Driveable
 Date Of Loss: 6/28/21
 Insured Name: [REDACTED]
 Owner's Vehicle: 2019 OTHER|HONDA OTHER|CIVIC
 Additional Driver:
Repair Facility:
 ALLEN'S BODY SHOP - 32D4
 BELL GARDENS, CA 90201-4933
 (562) 928-2379

RENTAL DETAIL:

Rental Period: 7/26/21 to 7/28/21 (3 days)
 Billed Period: 7/26/21 to 7/28/21 (3 days)

	Quantity	Rate	Amount
Products and Services			
TIME & DISTANCE	3	30.27	\$90.81
Taxes and Surcharges			
VEHICLE LICENSE RECOVERY FEE	3	1.63	\$4.89
SALES TAX	1	10.00%	\$9.08
Total Charges:			\$104.78
Less Amount Received:			\$0.00
Total Amount Due:			\$104.78

VEHICLES RENTED:

Effective Date and Time	Year	Make	Model	VIN	Starting Mileage	Ending Mileage	Mileage	Rate Charged
7/26/21 8:13 AM	2020	FORD	FUSI	3FA6P0D90LR173767	25729	25919	190	\$30.27

Rental Invoice

Please Return This Portion with Remittance

Make Payment To:
 ENTERPRISE RENT-A-CAR
 P.O. BOX 840086
 KANSAS CITY, MO 64184-0086
 Federal ID:43-0724835

Total Charges: \$104.78
Less Amount Received: \$0.00
Total Amount Due..... **\$104.78**

Please include on your check:
 Invoice#: [REDACTED]



*Dedicated to
Satisfying our Community's
Water Needs*

MEMORANDUM

TO: Board of Directors
FROM: Marwan Khalifa, CPA, MBA, Chief Financial Officer
DATE: August 24, 2021
SUBJECT: Claim of Ken Wayte

RECOMMENDATION

This item is provided for information.

STRATEGIC PLAN

Goal #3: Be financially responsible and transparent.
Goal #6: Provide outstanding customer service.

PRIOR BOARD ACTION/DISCUSSION

None.

DISCUSSION

On June 21, 2021, Mesa Water District (Mesa Water®) staff were replacing a valve on Samar Drive and accidentally hit a mainline. As a result of the repair, the water on the 1800 block of Samar was shut off from Mesa Verde West to Timor Drive.

On July 23, 2021, Mr. Ken Wayte filed a claim stating that because of this repair and when the water was turned back on, there was loud bang in his bathroom. Upon inspection, he noticed the toilet top was ajar and water was squirting out. He claims that there had never been any issues with this toilet in the past. Mr. Wayte is claiming the cost to replace the broken toilet is \$610.75 and would like Mesa Water to reimburse him for this damage.

Staff investigated the possibility that this damage could be created from turning the water back on following the mainline repair and concluded that a potential water hammer could have resulted in this damage.

Staff plans to approve and settle the claim of \$610.75 to Mr. Wayte to replace his toilet.

LEGAL REVIEW

Staff consulted with Legal Counsel, Atkinson, Andelson, Loya, Ruud & Romo, who stated the claim was filled out and signed properly. Legal Counsel further suggested that a proper letter, for either denial or approval, should be sent as a response within 45 days.

FINANCIAL IMPACT

In Fiscal Year 2022, no funds have been budgeted for claims; funds will come from Cash on Hand.



ATTACHMENTS

Attachment A: Claim of Ken Wayte

Attachment B: Home Depot Quote

Claim Form

(A claim shall be presented by the claimant or by a person acting on his behalf.)

NAME OF DISTRICT: Mesa Water District

1 Claimant name, address (mailing address if different), phone number, social security number, e-mail address, and date of birth.
*Effective January 1, 2010, the Medicare Secondary Payer Act (Federal Law) requires the District/Agency to report all claims involving payments for bodily injury and/or medical treatments to Medicare. As such, if you are seeking medical damages, we **MUST** have both your Social Security Number and your date of birth.*

Name: [REDACTED] Phone Number: [REDACTED]
 Address(es): [REDACTED] Social Security No.: [REDACTED]
 [REDACTED] Date of Birth: [REDACTED]
 [REDACTED] E-mail: [REDACTED]

2 List name, address, and phone number of any witnesses.

Name: MYSELF
 Address: [REDACTED]
 Phone Number: () [REDACTED]

3 List the date, time, place, and other circumstances of the occurrence or transaction, which gave rise to the claim asserted.

Date: 7/15-16/21 Time: AFTERNOON Place: [REDACTED]

Tell What Happened (give complete information): MCWD WAS REPAIRING PIPES AND WAS TURNING WATER OFF AND ON. I HEARD A LOUD BANG FROM THE BATHROOM WHEN WATER WAS TURNED ON. INSIDE THE BATHROOM THE TOILET TOR WAS Ajar AND WATER WAS SQUIRTING OUT. I THEN NOTICED THE BASE OF THE TOILET WAS CRACKED. THERE HAVE BEEN NO PROBLEMS WITH THIS TOILET FOR 25 YEARS AND IT HAS NEVER BEEN WORKED ON. IT HAS NEVER BEEN RESET. THE CRACK APPEARED AFTER THE BANG NOISE

NOTE: Attach any photographs you may have regarding this claim.

4 Give a general description of the indebtedness, obligation, injury, damage, or loss incurred so far as it may be known at the time of presentation of the claim.

SEE ATTACHED ESTIMATE TO BUY AND INSTALL NEW KOHLER TOILET, BEST MATCH TO BROKEN KOHLER TOILET
 \$610⁷⁵

5 Give the name or names of the public employee or employees causing the injury, damage, or loss, if known.

??

6 The amount claimed if it totals less than ten thousand dollars (\$10,000) as of the date of presentation of the claim, including the estimated amount of any prospective injury, damage or loss, insofar as it may be known at the time of the presentation of the claim, together with the basis of computation of the amount claimed. If the amount claimed exceeds ten thousand dollars (\$10,000), no dollar amount shall be included in the claim. However, it shall indicate whether the claim would be a limited civil case.

SEE HOME DEPOT QUOTE \$610⁷⁵

Date: 7/23/21 Time: 6:00 PM Signature: [REDACTED]

ANSWER ALL QUESTIONS. OMITTING INFORMATION COULD MAKE YOUR CLAIM LEGALLY INSUFFICIENT!



QUOTE

Notice of Cancellation (see Exhibit A) may be sent to this address:

HOME DEPOT U.S.A., INC.

Store 6664 COSTA MESA

2300 S HARBOR BLVD

COSTA MESA, CA 92626

Phone: (949) 646-4220

Salesperson: CXD6XFP

Reviewer:

QUOTE

2021-07-23 15:48

Prices Valid Thru: 07/30/2021

SOLD TO	Name	[REDACTED]			Phone 1	[REDACTED]
		[REDACTED]			Phone 2	
		Company Name				
	City	COSTA MESA		Job Description	toilet install	
	State	CA	Zip	92627	County	ORANGE

INSTALLER DELIVERY #1 MERCHANDISE AND SERVICE SUMMARY

We reserve the right to limit the quantities of merchandise sold to customers

REF # 102

STOCK MERCHANDISE TO BE DELIVERED:

REF #	SKU	QTY	UM	DESCRIPTION	PI	TAX	PRICE EACH	EXTENSION
R01	1003-425-977	1.00	EA	ELMBROOK COMPLETE SOLUTION ELG TOILE /	A	Y	\$229.00	\$229.00
MERCHANDISE TOTAL:								\$229.00

DELIVERY INFORMATION: DELIVERY DATE: INSTALLER WILL SCHEDULE
INSTALLER WILL DELIVER MDSE TO: SITE OF INSTALLATION #102 AT TIME OF INSTALLATION.

INSTALLATION #1

REF # 102

MERCHANDISE TO BE INSTALLED:

REF #	SKU	QTY	UM	DESCRIPTION
R01	1003-425-977	1.00	EA	ELMBROOK COMPLETE SOLUTION ELG TOILE

BASIC INSTALLATION LABOR:

SKU	DESCRIPTION	QTY	UM	TAX	PRICE EACH	EXTENSION
*** CONTINUED ON NEXT PAGE ***						

INSTALLATION #1

(Continued)

REF #102

1002-908 -913	TOILET INSTALLATION-NAT/	1.00	EA	N	\$289.00	\$289.00
------------------	--------------------------	------	----	---	----------	----------

INSTALLATION SITE NAME: [REDACTED]	INSTALL LABOR CHARGE:	\$289.00
---	------------------------------	----------

ADDRESS: [REDACTED]	TRIP CHARGE:	\$0.00
----------------------------	---------------------	--------

CITY: [REDACTED] STATE: CA ZIP: [REDACTED]	CREDIT FOR DEPOSIT/MEASURE:	\$0.00
---	------------------------------------	--------

COUNTY: ORANGE SALES TAX RATE: 7.750 TAX: Merchandise - Y LABOR - N	INSTALL TOTAL DUE:	\$364.00
---	---------------------------	----------

PHONE: [REDACTED] ALTERNATE PHONE: [REDACTED]		
---	--	--

BASIC INSTALLATION LABOR INCLUDES:

- | | |
|--|---|
| * REMOVING AND HAULING AWAY OF OLD TOILET | * EXCLUDES SPECIALIZED TYPES LIKE ONES REQUIRING ELECTRICAL |
| * INSTALLING NEW CUSTOMER SUPPLIED TOILET | * PRICING OF INSTALLATION SUBJECT TO CHANGE |
| * ATTACH PROVIDED FLANGE BOLTS, WAX RING AND SUPPLY LINE | * INSTALLER TRAVEL WITHIN 30 MILES OF STORE |
| * TESTING NEW TOILET AND CLEANING UP DEBRIS | |

UNLESS STATED ABOVE THIS INSTALLATION DOES NOT INCLUDE:

- | | |
|--|------------------------------|
| DRILLING OR CUTTING TO ACCOMMODATE INSTALL OF NEW FIXTURE | MOVING ANGLE STOPS OR DRAINS |
| ANY PLUMBING WORKS INSIDE WALLS OR REPAIRS TO EXISTING PLUMBING FOR AGE, DIFFERENT SIZE, LOCATION OR CONFIGURATION | |

SPECIAL NOTES:

- | | |
|--|--|
| * IN SOME INSTANCES, EXISTING PLUMBING, FLANGES, SUPPLY VALVES, ETC. MAY REQUIRE REPAIR OR UPGRADE TO BE FUNCTIONAL AND CODE COMPLIANT. WE WILL DISCUSS OPTIONS AND POSSIBLE ADDITIONAL CHARGES WITH YOU IF THIS OCCURS. | OF THE PERMIT AND ADMINISTRATIVE FEES WITH THE CUSTOMER PRIOR TO THE FINAL INSTALLATION. |
| * PERMIT FEES VARY BY JURISDICTION AND SCOPE OF WORK. IF A PERMIT IS REQUIRED, THE INSTALLER WILL REVIEW THE FINAL COST | * PROVIDER NOT RESPONSIBLE FOR ANY ELECTRICAL MODIFICATIONS. RECONNECT TO EXISTING ELECTRICAL SUPPLY ONLY. |

END OF INSTALL #1

TOTAL CHARGES OF ALL MERCHANDISE & SERVICES**Policy Id (PI):**

A: 90 DAYS DEFAULT POLICY;

'The Home Depot reserves the right to limit / deny returns. Please see the return policy sign in stores for details.'

ORDER TOTAL	\$593.00
SALES TAX	\$17.75
TOTAL	\$610.75
BALANCE DUE	\$610.75

END OF ORDER No. H6664-374691



*Dedicated to
Satisfying our Community's
Water Needs*

MEMORANDUM

TO: Board of Directors
FROM: Marwan Khalifa, CPA, MBA Chief Financial Officer
DATE: August 24, 2021
SUBJECT: Fiscal Year 2021 Annual Sole Source Report

RECOMMENDATION

This item is provided for information.

STRATEGIC PLAN

Goal #3: Be financially responsible and transparent.

PRIOR BOARD ACTION

At its January 18, 2018 meeting, the Board of Directors (Board) adopted Resolution No. 1508. This resolution provides Mesa Water District (Mesa Water) Guidelines for the Procurement of Goods and Services and Cash Disbursements.

DISCUSSION

Resolution No. 1508 requires that the Board is notified on an annual basis of all sole-sourced contracts entered into by Mesa Water. Attachment A provides a list of all sole-sourced contracts for Fiscal Year (FY) 2021. The list includes the date of the sole source memorandum, the vendor, and the dollar amount approved.

Due to the ongoing COVID-19 pandemic, the emergency clause of Resolution No.1508 was activated in the fourth quarter of FY 2020. It states that, in the event of an emergency, the General Manager has full authority to commit Mesa Water funds in excess of the approved budget limits, or reallocation of funds within those limits, in accordance with, and subject to, the limitations set out in Resolution No. 1508. Contracts entered into during the COVID-19 pandemic will be presented to the Board at the resolution of the emergency.

FINANCIAL IMPACT

None.

ATTACHMENTS

Attachment A: Fiscal Year 2021 Annual Sole Source Report

FISCAL YEAR 2021 ANNUAL SOLE SOURCE REPORT

Date	Vendor	Amount	Purpose
7/14/2020	SPRYPOINT	\$42,200	Purchase of SpryMobile software and installation. Legal service regarding water affordability and ad valorem property tax.
7/15/2020	GREENBERG TRAUIG	\$25,000	
7/20/2020	JOHN ROBINSON	\$49,800	Meter Technology Implementation Phase 1.
7/29/2020	VENTURE EXECUTIVE SEARCH	\$24,000	Provide Great Plains support services.
8/7/2020	BOFA SECURITIES	\$22,982	Tombstone ads to various media outlets.
8/7/2020	360 BC GROUP (360 CIVIC)	\$25,000	PDF and video ADA compliance remediation, monitoring, and training.
8/18/2020	D&H WATER SYSTEMS	\$11,670	Replacement of MWRF reservoir mixer.
8/18/2020	DCL INTERNATIONAL	\$16,769	Replacement of Well 5 Catalyst.
8/25/2020	SPRYPOINT	\$48,700	Purchase of SpryEngage software and installation.
8/31/2020	COMMERCIAL CLEANING SYSTEMS	\$30,000	Contract extension for Covid cleaning.
9/10/2020	BEHRENS	\$10,000	Sound abatement panels continuation.
9/8/2020	SPRYPOINT	\$43,600	METER TECH. PILOT PROJECT Software Implementation with Badger Meter products.
9/13/2020	BADGER METER	\$14,000	METER TECH. PILOT PROJECT Software Implementation - small and large meter replacement.
10/14/2020	RAFTELIS	\$42,813	2020 State Controller Cost Comparison Study. Furnish, install, and integrate the replacement PLCS's in 3 SCADA systems.
10/27/2020	PRIME SYSTEMS INDUSTRIAL	\$23,300	
11/12/2020	WOOD EIS	\$49,999	AC Pipe wall thickness measurement.
11/20/2020	DITCH WITCH	\$92,975	Ditch Witch HX-50 vacuum hydro excavator.
11/24/2020	VALLEY POWER	\$13,413	Investigate Well 5 engine failure.
12/3/2020	FM THOMAS	\$14,696	MWRF Hi Lift motor #1 VFD cooling unit replacement. Evaluate SCADA communications options and provide recommendations.
12/16/2020	TJC AND ASSOC.	\$45,000	
12/18/2020	VENTURE EXECUTIVE SEARCH	\$24,000	Provide continued Great Plains support services.
12/23/2020	COMMERCIAL CLEANING SYSTEMS	\$25,000	Contract extension for Covid cleaning.
12/30/2021	T2 TECH GROUP	\$295,000	SolarWinds Security Remediation category 3 CISA plan. Report on potential risk exposures for the formation of a captive insurance company.
1/15/2021	PRIME ACTUARIAL CONSULTING	\$20,000	Develop action plan to comply with 2021 Lead and Copper Rule Revisions.
1/27/2021	TRUSSELL TECHNOLOGIES	\$26,791	Additional SpryEngage features (advance filter capabilities & developing GIS data upload).
1/29/2021	SPRYPOINT	\$13,200	SpryMobile Change order 2 - for additional software features.
1/29/2021	SPRYPOINT	\$10,000	SpryPoint Change Order - develop integration tool to transfer existing non-AMI meters in Cogsdale into Beacon AMA software.
1/29/2021	SPRYPOINT	\$6,400	
2/3/2021	BADGER METER	\$10,000	METER TECH. PILOT PROJECT Support.
2/24/2021	COSTA MESA POLICE DEPT	\$17,500	After hours support (annual agreement).
3/22/2021	LA CONSULTING	\$70,812	MaintStar 15 implementation. Assess the two modified Costa Mesa recycled water systems.
3/22/2021	JOHN ROBINSON	\$12,000	Microsoft Exchange security remediation assoc.
4/6/2021	T2 TECH GROUP	\$42,000	HAFNIUM threat group. IT support to upgrade MaintStar computerized maintenance management system.
4/8/2021	T2 TECH GROUP	\$39,880	
4/13/2021	BADGER METER	\$10,000	METER TECH. PILOT PROJECT Support.
4/20/2021	WHITTINGHAM PUBLIC AFFAIRS ADVISORS	\$20,000	Continued service for advocacy regarding the SCAQMD Proposed Amended Rule 1403.
4/28/2021	OC PUMP CO	\$10,797	Repair 2 MWRF Chemical Pumps.
5/11/2021	RAFTELIS	\$11,640	2021 water cost comparison analysis. Legal advice regarding the formation of a Captive Insurance Company.
5/11/2021	MCDERMOTT WILL & EMERY	\$49,000	
5/18/2021	MEYERS NAVE	\$50,000	Study and review products from OCWD Storage.
6/4/2021	LEWIS CONSULTING GROUP	\$60,000	Increase monthly retainer for contract for FY21.
6/22/2021	S&J SUPPLY	\$32,541	20 Clow 400 Hydrant Breakaway Check Valves.
42 Sole Source Issued		\$1,453,777	

There are no support materials for this item.

CLOSED SESSION:

20. CONFERENCE WITH LEGAL COUNSEL – EXISTING LITIGATION:
Pursuant to California Government Code Sections 54956.9 (d)(1) and 54954.5 (c)
Case: *Mesa Water District v. KDC, INC., dba KDC SYSTEMS, INC., dba DYNALECTRIC*
Orange County Superior Court Case No. 30-2016-00832860-CU-BC-CJC

CLOSED SESSION:

21. CONFERENCE WITH SPECIAL LEGAL COUNSEL – EXISTING LITIGATION:
Pursuant to California Government Code Section 54956.9 (d)(1)
Case: *Irvine Ranch Water District v. Orange County Water District and related cross-actions*
Los Angeles County Superior Court Case Nos. BS168278 and BS175192